

The twin paradox and Mach's principle

Herbert Lichtenegger¹ and Lorenzo Iorio²

¹ Institut für Weltraumforschung, Österreichische Akademie der Wissenschaften, Schmiedlstrasse 12, 8042 Graz, Austria

Tel.: +43-4316-425615

Fax: +123-45-678910

e-mail: herbert.lichtenegger@oeaw.ac.at

² Ministero dell'Istruzione, dell'Università e della Ricerca (M.I.U.R.)-Istruzione

International Institute for Theoretical Physics and Advanced Mathematics Einstein-Galilei

Fellow of the Royal Astronomical Society (F.R.A.S.)

e-mail: lorenzo.iorio@libero.it

Received: 11 September 2011 / Revised version: 8 November 2011

Abstract. The problem of absolute motion in the context of the twin paradox is discussed. It is shown that the various versions of the clock paradox feature some aspects which Mach might have been appreciated. However, the ultimate cause of the behavior of the clocks must be attributed to the autonomous status of spacetime, thereby proving the relational program advocated by Mach as impracticable.

PACS. 03.30.+p Special relativity – 04.20.-q Classical general relativity – 04.20.Cv Fundamental problems and general formalism

1 Introduction

Newtonian physics rests upon the notion of absolute time and absolute space. Free bodies are considered to be in a state of rectilinear and uniform motion and any deviation from this state is due to a force acting on the body. Therefore, a force shows up by inducing an acceleration whose value is solely determined by the inertial mass of the body, while a constant motion is not conceivable in any physical experiment. Uniform motion is a relative quantity and only reasonable when related to a frame of reference. Thus the Newtonian concept of mechanics implies the existence of a special class of reference frames (so called inertial systems) which are characterized by the absence of inertial forces and which differ among each other only by their constant and uniform state of motion. All physical phenomena proceed in the same way in all inertial frames and therefore these frames cannot be distinguished from each other by any physical means (principle of relativity).

Although inertial frames play a fundamental role in the description of physical processes, the fact that absolute motion is inherent in classical mechanics has been shown already by Newton himself by means of his famous rotating bucket experiment: Newton was led to the conclusion that the forces responsible for the curvature of the surface of the water in the rotating bucket cannot be attributed to the relative motion between the water and the wall of the bucket, but are rather induced by the accelerated motion with respect to absolute space, thereby giving the notion of absolute space a meaning of its own.

Mach considered Newton's view of absolute space as a meaningless and idle metaphysical concept which had to be avoided in any empirical theory. Rather, physics should rest upon observable effects and motion should only be determined with reference to other bodies and not with respect to empty space [18]. In particular, inertial forces should be induced by accelerated motion with respect to all other bodies in the universe. This viewpoint, that an inertial frame of reference and the inertial mass of a body are determined by the mass distribution in the universe and that the inertial force is due to the gravitational action of distant matter is the basis of what is usually referred to as Mach's principle¹ [2, 16]. It should be noted, however, that over the years Mach's principle has been interpreted in numerous

¹ The philosophical basis of Mach's principle is rooted in the rejection against the introduction of any unobservable quantities in the natural sciences. Hence in scientific investigations economy is the ultimate ambition, i.e. not more given quantities should be assumed than are absolutely needed. According to Mach, the starting point of all our perception is the immediate experience

ways, and depending on the formulation of this principle, different versions of it may even lead to opposite conclusions [4,30].

Following Mach, Einstein was also dissatisfied with the obviously preferred class of inertial frames and the ability of absolute space to act upon matter without being affected in turn by matter [8]. By means of his equivalence principle, i.e. the local indistinguishability between gravitational and inertial forces, Einstein hoped to surmount this problem by putting down inertial interactions to gravitational ones.

However, although having initially in mind the relativity of all motion, general relativity does not overcome the problem of absolute motion: the idea of the relativity of motion is in fact incompatible with a theory that includes local Lorentz invariance and contains Newtonian gravity in a correspondence limit. It is essentially the conception of the gravitational field as the curvature of spacetime which opposes the relativity of arbitrary motion [20,21].

In the following we discuss the problem of absolute motion in the context of the paradox of the relativistic twins and investigate whether the different aging of the twins conforms to Machian ideas, i.e. whether the different settings of the clocks can be explained by solely invoking observable phenomena. As will be shown, the answer will somewhat depend on what aspect is emphasized, although the existence of spacetime itself ultimately contradicts Mach's principle.

2 Moving clocks

The twin paradox will be discussed for the following situations

- (a) clocks in uniform motion
- (b) clocks in a compact space
- (c) accelerated clock
- (d) two clocks in free fall
- (e) two clocks counterorbiting a rotating mass.

2.1 Clocks in uniform motion

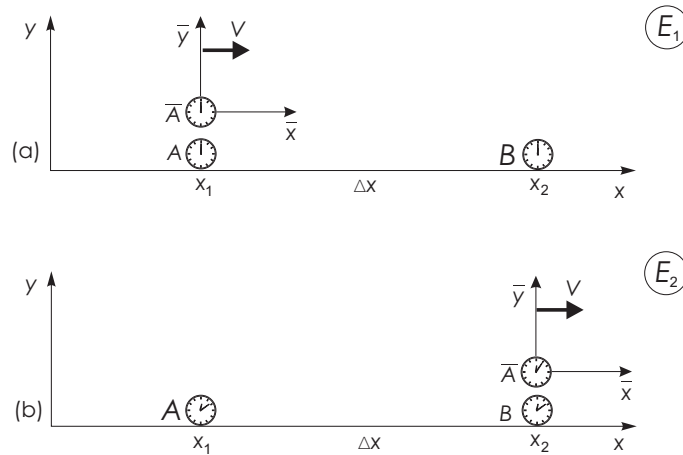


Fig. 1. Clock \bar{A} uniformly moving in the frame K from A to B .

In the following we discuss a modified version of the standard twin paradox which avoids any acceleration of the clocks and hence the question whether general relativity is required to resolve the problem. We consider an inertial system K with two identical clocks A and B at rest separated by the distance Δx and a uniform moving clock \bar{A} with velocity V (Fig. 1a). At event E_1 the locations of A and \bar{A} shall coincide and these clocks shall also show the same time both in K and in the rest frame \bar{K} of \bar{A} , i.e. $t_A(E_1) = t_{\bar{A}}(E_1) = \bar{t}_A(E_1) = \bar{t}_{\bar{A}}(E_1)$. Since A and B are at rest in K we can assume them to be synchronized with respect to K , i.e. $t_A = t_B$ at any time. Now we ask for the time shown by B and \bar{A} when they meet each other at event E_2 (Fig. 1b).

and every proposition must be reducible to sensations. These "elements of sensation" constitute the elementary building blocks of observations and are thus the basis for all scientific disciplines.

Observer in K With respect to K , the time Δt needed for \bar{A} to move the distance Δx is given by $\Delta x/V$ and hence the time $t_B(E_2)$ of B at E_2 is

$$t_B(E_2) = t_B(E_1) + \Delta t = t_B(E_1) + \frac{\Delta x}{V} = t_A(E_1) + \frac{\Delta x}{V}. \quad (1)$$

Since \bar{A} is moving uniformly in K , the time $t_{\bar{A}}(E_2)$ kept by \bar{A} at E_2 is reduced by the factor $\gamma^{-1} = (1 - V^2/c^2)^{1/2}$ with respect to Δt

$$t_{\bar{A}}(E_2) = t_{\bar{A}}(E_1) + \frac{\Delta t}{\gamma} = t_{\bar{A}}(E_1) + \frac{\Delta x}{\gamma V}. \quad (2)$$

The time difference between B and \bar{A} upon their encounter in K is therefore (with $t_A(E_1) = t_{\bar{A}}(E_1)$)

$$t_B(E_2) - t_{\bar{A}}(E_2) = \frac{\Delta x}{V} \left(1 - \frac{1}{\gamma}\right) > 0 \quad \Rightarrow \quad t_B(E_2) > t_{\bar{A}}(E_2), \quad (3)$$

showing that clocks at rest in K run faster than moving ones.

Observer in \bar{K} As seen from \bar{K} , the system K moves likewise with velocity V , however, the distance Δx between the two clocks is Lorentz contracted, i.e. $\Delta \bar{x} = \Delta x/\gamma$ and hence \bar{A} shows the time $\Delta \bar{t}$ elapsed between the two events to be

$$\bar{t}_A(E_2) = \bar{t}_A(E_1) + \Delta \bar{t} = \bar{t}_A(E_1) + \frac{\Delta x}{\gamma V}. \quad (4)$$

For an observer comoving with \bar{A} , the clocks A and B are not synchronized because of their motion, rather B runs ahead of A by the factor $\Delta x V/c^2$, i.e.

$$\bar{t}_B(E_1) = \bar{t}_A(E_1) + \frac{\Delta x V}{c^2}. \quad (5)$$

Further, the time displayed by B in \bar{K} during the two events is dilated with respect to $\Delta \bar{t}$ by the factor γ^{-1} , therefore the time shown in \bar{K} by B upon the encounter with \bar{A} is

$$\bar{t}_B(E_2) = \bar{t}_B(E_1) + \frac{\Delta \bar{t}}{\gamma} = \bar{t}_A(E_1) + \Delta x \left(\frac{V}{c^2} + \frac{1}{\gamma^2 V} \right) = \bar{t}_A(E_1) + \frac{\Delta x}{V} \quad (6)$$

and the time difference between \bar{A} and B reads in compliance with (3) (with $\bar{t}_A(E_1) = \bar{t}_B(E_1)$)

$$\bar{t}_B(E_2) - \bar{t}_A(E_2) = \frac{\Delta x}{V} \left(1 - \frac{1}{\gamma}\right). \quad (7)$$

Although \bar{A} is at rest in \bar{K} , it reports less time when consecutively contrasted with a pair of clocks synchronized in K . Finally, comparison of (2) with (4) and (1) with (6) shows that both observers agree with the setting of the clocks when checked at the same time at the same place. Eq. (2) is the standard time dilation of a uniformly moving clock and can be found in almost all text books on special relativity.

2.2 Clocks in a compact space

As a model for a spatially closed 2-dimensional spacetime we can visualize a surface of a cylinder which is constructed from a flat stripe of width L by identifying points at $x = 0$ (event E_0) with those at $x = L$ (event E_L) *at the same time* (Fig. 2a) [5]. We denote the system, where these identifications are made by K and all events located along a circle around the cylinder perpendicular to the time axis in K will occur simultaneously and clocks at rest can be synchronized à la Einstein all over the cylinder universe. In an inertial frame \bar{K} moving with velocity V with respect to K into the $\pm x$ -direction (the origins of K and \bar{K} shall coincide for $t = \bar{t} = 0$), the events to be identified are spatially and temporarily separated by (Fig. 2a)

$$\Delta \bar{x} = \gamma L, \quad \Delta \bar{t}^{\pm} = \mp \gamma \frac{VL}{c^2}, \quad (8)$$

where the \pm superscript indicates the the time shift in \bar{K} for its motion in the $+x$ - and $-x$ -direction, respectively. Due to this identification, clocks in \bar{K} can only be synchronized as long as their spatial distance is less than γL . When trying to synchronize clocks around the entire universe, there will inevitably be somewhere two adjacent clocks which exhibit a time shift according to (8) in such a way that for the motion of \bar{K} into the $\pm x$ -direction the clock

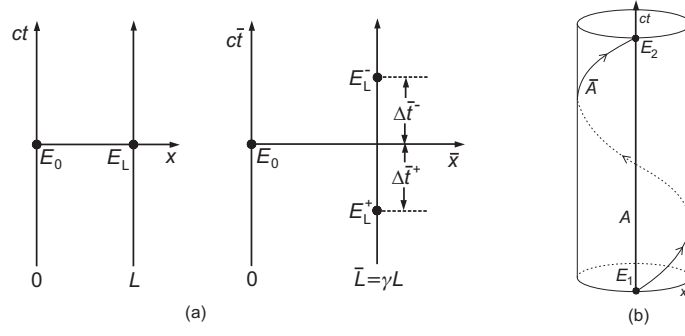


Fig. 2. (a) Identification of events in K and \bar{K} when \bar{K} is moving in the $\pm x$ -direction with velocity V . (b) Word lines of A and \bar{A} in K between two encounters.

being synchronized by a light beam in \bar{K} in the $-\bar{x}$ -direction will be slow/ahead by an amount $\Delta \bar{t}^\pm$ with respect to a neighboring clock being synchronized by a beam in the $+\bar{x}$ -direction. As a consequence, bodies circling the cylinder in opposite directions in \bar{K} will need different times for completing one revolution [28].

Due to the compactification, two clocks A and \bar{A} (with A at rest in K and \bar{A} at rest in \bar{K}), which meet at some point (event E_1) will encounter again at some other point (event E_2), while both clocks remain inertial during their separation (Fig. 2b). Although inertial observers in K and \bar{K} will each see the other clock moving uniformly, the two clocks will be out of phase at their re-encounter, as discussed in the following.

Observer in K With respect to K , the clock \bar{A} is moving with constant velocity V and the distance covered by \bar{A} between two successive encounters is L . The time Δt_A needed to move this distance is L/V and hence the time registered by A at event E_2 is

$$t_A(E_2) = t_A(E_1) + \Delta t_A = t_A(E_1) + \frac{L}{V} \quad (9)$$

while \bar{A} displays the reduced time

$$t_{\bar{A}}(E_2) = t_{\bar{A}}(E_1) + \frac{\Delta t_A}{\gamma} = t_{\bar{A}}(E_1) + \frac{L}{\gamma V}. \quad (10)$$

The time difference as recorded by an observer in K is therefore ($t_A(E_1) = t_{\bar{A}}(E_1)$)

$$t_A(E_2) - t_{\bar{A}}(E_2) = \frac{L}{V} \left(1 - \frac{1}{\gamma} \right) > 0, \quad (11)$$

indicating that an observer in K ages faster than one in \bar{K} .

Observer in \bar{K} For an observer in \bar{K} , the clock A moves with velocity V a distance γL between the reunion of the clocks in the time $\Delta \bar{t}_{\bar{A}} = \gamma L/V$. In addition, \bar{A} will display the synchronization gap (8) present in \bar{K} . Hence, \bar{A} will show in \bar{K} at event E_2 the time

$$\begin{aligned} \bar{t}_{\bar{A}}(E_2) &= \bar{t}_{\bar{A}}(E_1) + \Delta \bar{t}_{\bar{A}} \pm \Delta \bar{t}^\pm = \bar{t}_{\bar{A}}(E_1) + \frac{\gamma L}{V} - \gamma \frac{VL}{c^2} \\ &= \bar{t}_{\bar{A}}(E_1) + \underbrace{\frac{\gamma L}{V} \left(1 - \frac{V^2}{c^2} \right)}_{1/\gamma^2} = \bar{t}_{\bar{A}}(E_1) + \frac{L}{\gamma V}, \end{aligned} \quad (12)$$

where the \pm sign corresponds to the motion of \bar{K} into the $\pm x$ -direction. Further, for an observer in \bar{K} the clock A will not register the time shift (8), therefore A is expected in \bar{K} to record the time

$$\begin{aligned} \bar{t}_A(E_2) &= \bar{t}_A(E_1) + \frac{1}{\gamma} \left[\bar{t}_A(E_2) - \bar{t}_{\bar{A}}(E_1) \mp \Delta \bar{t}^\pm \right] = \bar{t}_A(E_1) + \frac{1}{\gamma} \left(\frac{L}{\gamma V} + \gamma \frac{LV}{c^2} \right) \\ &= \bar{t}_A(E_1) + \underbrace{\frac{L}{V} \left(\frac{1}{\gamma^2} + \frac{V^2}{c^2} \right)}_1 = \bar{t}_A(E_1) + \frac{L}{V}. \end{aligned} \quad (13)$$

Again both observers agree upon the setting of their clocks during the encounter and upon the time difference (11) shown by the clocks. It should be noted that this time difference is identical with expressions (3) and (7) obtained in case (a) for two clocks separated by a distance $\Delta x = L$. Further discussions of the twin paradox in a cylindrical universe can be found in e.g. [17,28] and the relations (9)-(10) are derived in e.g. [3,5,6].

2.3 Clocks in non-uniform motion

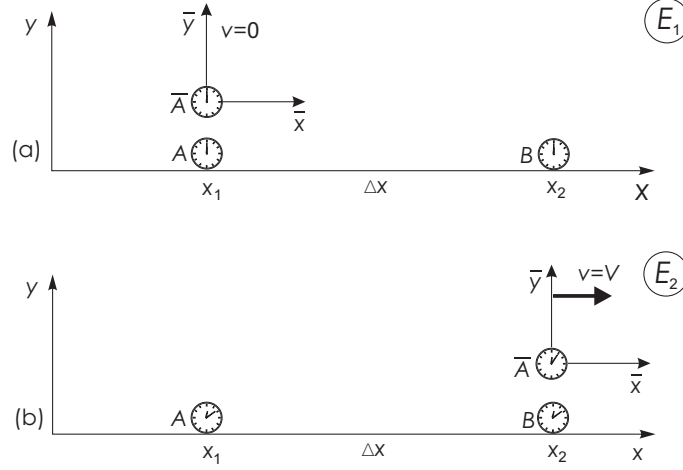


Fig. 3. Clock \bar{A} accelerated with constant proper acceleration from A to B , thereby acquiring the velocity V .

Clocks in hyperbolic motion are discussed in a number of papers, e.g. [9,13,14,24,27,32]. In the conventional clock paradox, of two clocks A and \bar{A} originally at rest in an inertial system, \bar{A} is accelerated and departs from A . Later, upon deceleration, it eventually comes at rest, reverses its motion and returns back to A in a similar way. As in case (a) it suffices to compare the readout of the accelerated clock with that of two synchronized clocks at rest. Therefore, we consider the inertial system K with the clocks A and B at rest, synchronized (i.e. $t_A = t_B$) and separated by some distance Δx . Now a third clock \bar{A} close to A is initially likewise at rest and all three clocks shall show the same time $t_1 = t(E_1) = \bar{t}(E_1)$ (see Fig. 3a). At event E_1 , \bar{A} is uniformly accelerated with respect to its rest system \bar{K} into the direction of B and takes up the velocity V when passing over B (event E_2 , see Fig. 3b). Again we ask for the time indicated by B and \bar{A} when they meet each other at event E_2 .

Observer in K Since the acceleration \bar{g} of \bar{A} is constant in \bar{K} , the acceleration of \bar{A} in relation to K is given by means of the Lorentz transformations² via [29]

$$\frac{dv}{dt} = \frac{\bar{g}}{\gamma^3(v)} \quad (14)$$

and integration yields the time in K needed for \bar{A} to attain the velocity v

$$t - t_1 = \gamma(v) \frac{v}{\bar{g}}. \quad (15)$$

Because \bar{A} has velocity V when passing by B , the latter clock will indicate the time

$$t_B(E_2) = t_B(E_1) + \gamma(V) \frac{V}{\bar{g}} \quad (16)$$

during the event E_2 . Further, from (15) the velocity of \bar{A} in K at any time t is found to be

$$v_{\bar{A}}(t) = \frac{\bar{g}(t - t_1)}{\sqrt{1 + [\bar{g}^2(t - t_1)^2/c^2]}}. \quad (17)$$

² The use of the Lorentz transformation between accelerated systems is based on the hypothesis of locality: at each instant of time the momentary rest frame of an accelerated observer is assumed to be physically equivalent with an inertial frame with the same instantaneous velocity [22].

The time dilatation of \bar{A} accumulated in K between the events E_1 and E_2 can be calculated via

$$t_{\bar{A}}(E_2) - t_{\bar{A}}(E_1) = \int_{t(E_1)}^{t(E_2)} \frac{dt}{\gamma[v_{\bar{A}}(t)]} \quad (18)$$

and together with (15) and (17) the time displayed by \bar{A} at E_2 is given by

$$t_{\bar{A}}(E_2) = t_{\bar{A}}(E_1) + \frac{c}{\bar{g}} \operatorname{artanh} \frac{V}{c}. \quad (19)$$

Observer in \bar{K} An observer comoving with \bar{K} notices a static pseudo-gravitational field and sees the clock B falling freely towards \bar{A} with an acceleration [26]

$$\frac{d^2 \bar{x}}{d\bar{t}^2} = \frac{2\bar{g}}{c^2(1 + \bar{g}\bar{x}/c^2)} \left(\frac{d\bar{x}}{d\bar{t}} \right)^2 - \bar{g} \left(1 + \frac{\bar{g}\bar{x}}{c^2} \right). \quad (20)$$

From this equation, the velocity and position of B at any time \bar{t} is found to be

$$\bar{v}_B(\bar{t}) = -c \left[1 + \frac{\bar{g}\bar{x}_B(E_1)}{c^2} \right] \frac{\sinh \bar{g}[\bar{t} - \bar{t}_{\bar{A}}(E_1)]/c}{\cosh^2 \bar{g}[\bar{t} - \bar{t}_{\bar{A}}(E_1)]/c} \quad (21)$$

and

$$\bar{x}_B(\bar{t}) = \frac{c^2}{\bar{g}} \left[\left(1 + \frac{\bar{g}\bar{x}_B(E_1)}{c^2} \right) \frac{1}{\cosh \bar{g}[\bar{t} - \bar{t}_{\bar{A}}(E_1)]/c} - 1 \right]. \quad (22)$$

Now the time needed in \bar{K} for B to move the distance $|\bar{x}_B(\bar{t}) - \bar{x}_B(E_1)|$ follows immediately from (22)

$$\bar{t} - \bar{t}_{\bar{A}}(E_1) = \frac{c}{\bar{g}} \operatorname{arcosh} \frac{1 + \bar{g}\bar{x}_B(E_1)/c^2}{1 + \bar{g}\bar{x}_B(\bar{t})/c^2}. \quad (23)$$

Upon setting $\bar{x}_B(\bar{t}) = 0$ and substituting (23) into (21), the velocity of B when passing the origin of \bar{K} is given by

$$\bar{v}_B(E_2) = V = c \tanh \frac{\bar{g}[\bar{t}_{\bar{A}}(E_2) - \bar{t}_{\bar{A}}(E_1)]}{c} \quad (24)$$

and hence the arrival time of B at \bar{A} finally reads

$$\bar{t}_{\bar{A}}(E_2) = \bar{t}_{\bar{A}}(E_1) + \frac{c}{\bar{g}} \operatorname{artanh} \frac{V}{c} \quad (25)$$

in accordance with (19). The result (25) can also be found in some textbooks (e.g. [26, 29]) and papers (e.g. [9, 13]). The time difference shown by the clocks B and \bar{A} at event E_2 is thus ($t_B(E_1) = \bar{t}_{\bar{A}}(E_1)$)

$$t_B(E_2) - \bar{t}_{\bar{A}}(E_2) = \gamma(V) \frac{V}{\bar{g}} \left[1 - \frac{c}{\gamma(V)V} \operatorname{artanh} \frac{V}{c} \right] > 1 \quad (26)$$

again indicating that the moving clock in K lags behind those at rest.

2.4 Clocks in the vicinity of massive objects

Let us consider a massive object of mass M and radius R and two clocks A and B initially located at P (event E_1). While A is assumed to follow a circular orbit with radius r_A , B shall be on a radial trajectory with a turning point at the distance r_{\max} (see Fig. 4). The radial velocity of B is chosen in such a way that A and B will meet again at P after one revolution of A (event E_2). As in the previous sections we will determine the proper time elapsed by A and B when they meet each other again at event E_2 .

We denote the spacetime coordinates of E_1 and E_2 with (r_1, t_1) and (r_2, t_2) , respectively, where t is the coordinate time. The motion of B must be suitably adjusted in order to achieve the requirement of $r_1 = r_2 = r_A$ at E_2 . The

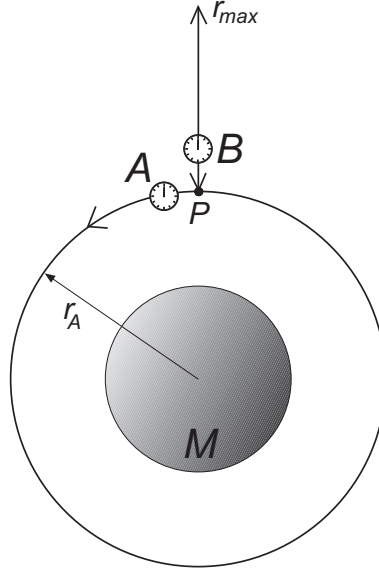


Fig. 4. Two clocks A and B in the vicinity of a massive object M . A is moving along a circular orbit with radius r_A , B along a purely radial orbit with the turning point at a distance r_{\max} .

spacetime geometry around M is given by the Schwarzschild metric and implies that the coordinate time period T_t^A for one revolution of A about M is identical with the Kepler period in Newtonian gravity

$$t_2^A - t_1^A \equiv T_t^A = 2\pi \sqrt{\frac{r_A^3}{GM}}, \quad (27)$$

while the proper time τ for one period reads

$$\tau_2^A - \tau_1^A \equiv T_\tau^A = 2\pi \sqrt{\frac{r_A^3}{GM} \left(1 - \frac{3}{2} \frac{R_s}{r_A}\right)} = T_t^A \sqrt{1 - \frac{3}{2} \frac{R_s}{r_A}} \quad (28)$$

with $R_s = 2GM/c^2$ being the Schwarzschild radius.

In the Schwarzschild field the equation for the radial motion is similar to its expression in the Kepler case

$$\frac{dr}{d\tau} = -\sqrt{2GM \left(\frac{1}{r} - \frac{1}{r_{\max}}\right)} \quad (29)$$

and it is convenient to introduce an angular parameter θ which is connected with the distance r and the proper time τ via the cycloidal relation [25]

$$r = \frac{r_{\max}}{2}(1 + \cos \theta) \quad (30-a)$$

$$\tau = \sqrt{\frac{r_{\max}^3}{8GM}}(\theta + \sin \theta). \quad (30-b)$$

The coordinate time needed to fall freely from r_{\max} to r_A is given by [25]

$$t = \frac{1}{c} \left\{ R_s \ln \frac{Q + \sqrt{r_{\max}/r_A - 1}}{Q - \sqrt{r_{\max}/r_A - 1}} + \frac{Q r_{\max}}{2} \left[\left(1 + \frac{2R_s}{r_{\max}}\right) \arccos \left(\frac{2r_A}{r_{\max}} - 1\right) + \sqrt{1 - \left(\frac{2r_A}{r_{\max}} - 1\right)^2} \right] \right\} \\ Q = \sqrt{\frac{r_{\max}}{R_s} - 1}, \quad (31)$$

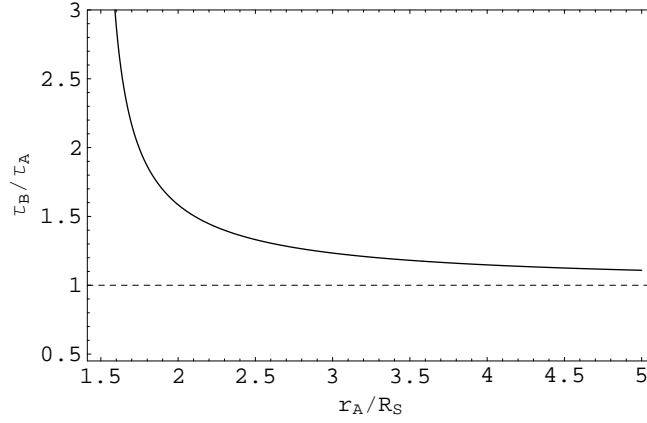


Fig. 5. Ratio of proper times as a function of the radius of the circular orbit. Note that τ_B/τ_A tends to infinity for $r_A/R_s \rightarrow 3/2$.

from which r_{\max} can be determined upon putting $t = T_t^A/2$. If we denote the value of θ satisfying (30-a) (with $r = r_A$) by θ^* , the proper time $\tau_B(E_2)$ displayed by B at the event E_2 is found by inserting θ^* into (30-b), while $\tau_A(E_2)$ is obtained with the help of (28). Hence, the ratio of the proper times of B and A at their re-encounter reads

$$\frac{\tau_B(E_2)}{\tau_A(E_2)} = \frac{\theta^* + \sin \theta^*}{\pi \sqrt{(1 + \cos \theta^*)^3 \left(1 - \frac{3}{2} \frac{R_s}{r_A}\right)}} > 1. \quad (32)$$

Fig. 5 illustrates the ratio τ_B/τ_A as a function of r_A/R_s , showing that A runs slower than B and hence displays less time than B at event E_2 . This complies with the result of [12] who studied the relative aging of two observers orbiting a central mass, one along a circular orbit and the other one along an eccentric orbit. They concluded that the proper time is shorter for the observer who travels the longer space path, which is also the case in our example since the up and down path of B is shorter than the perimeter covered by A . Recently, [1] considered the situation of two twins in the vicinity of a massive body: one twin is circling about the central mass while the other twin stays fixed at some point on the circle by applying an appropriate radial acceleration. As noted by [1] the non-accelerated twin (i.e. the one circling around) ages slower than the accelerated one, in contrast to the standard twin paradox (case(c)), where the accelerated twin (i.e. the one leaving the earth and coming back) is younger. However, in the case described by [1] it is again the twin traveling the longer space path who records less proper time. On the other hand, [11] presented an example which appears to be opposite: in the case of one twin staying fixed in the vicinity of a massive object and the other twin moving radially upward and downward, it is the latter twin who is older upon reunion.

2.5 Clocks in orbits around a massive rotating object

We consider a rotating mass M with spin J and two clocks on identical circular orbits with radius r moving in opposite directions in the plane perpendicular to J (Fig. 6). Let us denote the clocks along the pro- and retrograde orbit by A and B , respectively, and calculate the proper times τ_A and τ_B that passes between two successive meetings of the

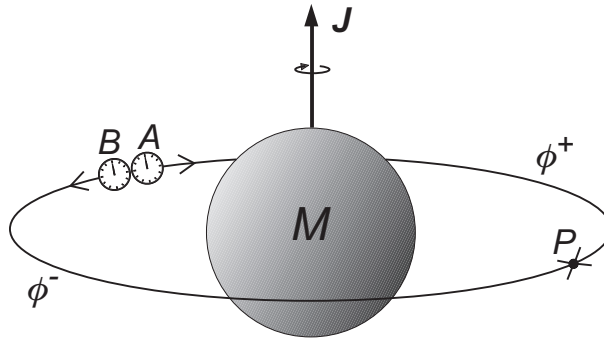


Fig. 6. Clocks along opposite circular orbits around a rotating body with mass M and angular momentum J . The first meeting point after the separation of the clocks is denoted by P .

clocks. If the geometry around M is described by the linearized Kerr metric, then the equation of motion for the azimuthal coordinate ϕ yields

$$\left| \frac{d\phi}{dt} \right|_{\pm} \equiv \omega_{\pm} = \omega_0 \pm \omega_{\text{LT}}, \quad (33)$$

where

$$\omega_0 = \sqrt{\frac{GM}{r^3}}, \quad \omega_{\text{LT}} = -\omega_0^2 \frac{J}{c^2 M} \quad (34)$$

are the Kepler- and Lense-Thirring frequency, respectively, and the plus and minus sign corresponds to the pro- and retrograde direction. Since

$$\phi_+ + \phi_- = 2\pi, \quad \phi_{\pm} = \omega_{\pm} t, \quad t = \frac{2\pi}{\omega_+ + \omega_-} = \frac{\pi}{\omega_0}, \quad (35)$$

where t is the coordinate time elapsed between two successive encounters of the clocks, we find by means of

$$\frac{d\tau}{dt} = 1 - \frac{3}{2} \frac{GM}{c^2 r} - \frac{9}{8} \frac{(GM)^2}{c^4 r^2} \pm \frac{3GJ}{c^4 r} \omega_0$$

the difference in proper time shown by the clocks A and B at their first meeting point [15, 19, 33]

$$\tau_A - \tau_B = 6\pi \frac{GJ}{c^4 r}. \quad (36)$$

Therefore, an observer along a prograde orbit around the central mass will age faster than a counterrotating observer.

3 Machian or anti-Machian?

Common to all five examples is the fact that all observers agree upon the differential aging of the clocks, both in sign and in magnitude. At first glance, the different position of the watch-hands in case (a) at the encounter of the clocks might be surprising since only a constant relative motion is involved. However, special relativity is based on an absolute quantity, namely the speed of light which has the same value in all inertial frames and which entails the relativity of simultaneity. The synchronization in K can thus be performed by sending light signals to the two clocks from a point halfway in between their positions (Einstein synchronization) and this procedure is totally intrinsic to K without reference to any external system. Therefore, inertial frames can not be distinguished by this method³. The asymmetry in (a) is thus induced by the introduction of a preferred frame in which A and B are synchronous and by comparing the single clock \bar{A} with these clocks at different locations in K . The consideration of two synchronized clocks \bar{A} and \bar{B} in \bar{K} and a single moving clock A would reveal the opposite result, i.e. A would show less time now than \bar{B} when passing over it. In addition, the situation in the two reference frames is not symmetrical: while an observer comoving with \bar{K} will see two clocks in motion (A and B) and one at rest (\bar{A}), an observer in K will see two clocks at rest (A and B) and one in motion (\bar{A}). In this sense, although the two synchronized clocks will single out their rest frame, the outcome of the measurements of uniformly moving clocks could be considered Machian, since no relationship to any unobservable entity is established and the time difference depends only on the relative velocity between the clocks. On the other hand, it is difficult to conceive that a relative velocity alone could represent a physical mechanism responsible for the different reading of the clocks. Therefore, since no masses are involved in the process of the time measurements which could produce a dynamical effect that might be liable for the asymmetric result, it is only Minkowski spacetime itself which can cause the clocks to run differently. This, however, is not in line with Machian ideas.

The flat cylindrical spacetime (b) is constructed in such a way that for an observer O whose world line is parallel to the axis of the cylinder, two simultaneously emitted light rays will also arrive simultaneously at the opposite points of the cylinder. This gives O a privileged status: he is the only observer in the cylinder universe who can synchronize his clocks *all over* spacetime and who measures the smallest circumference L of the universe. Any observer \bar{O} moving with respect to O and trying to synchronize clocks in his rest frame beyond a distance γL will fail to do so since the specific topology imposed by O prevents his entire spacetime to be covered by a single coordinate patch. Moreover, the perimeter of the universe as determined by \bar{O} is always larger than the one detected by the preferred observer O . These features of a compact space certainly contradict the spirit of Mach, because they grant spacetime an autonomy which cannot be traced back to any observational cause.

³ The Einstein synchronization instruction is only one among many possible synchronization procedures. Other choices, e.g., based on the reference of external systems can destroy the symmetry among the inertial systems and may not lead to the relativity of simultaneity. However, though the procedures may be different, the observational consequences will be similar to those implied by the Einstein synchronization, showing the conventional character of the synchronization process [10, 23, 31].

In case (c) of the accelerated clock it may be noted that it is not essential that \bar{A} is compared with different clocks at different locations since A and B represent a pair of synchronized clocks. Alternatively, one could equally well consider \bar{A} being first accelerated to the velocity V and subsequently being decelerated again to rest in K . A similar but opposite movement would then bring \bar{A} back to A and it would still lack behind A^4 [13]. The asymmetry in the lapse of the proper times is due to the privileged status of inertial frames being unmodified in special relativity.

It might be tempting to put the cause for the differential aging down to the relative acceleration between the two clocks, viewing either A and B or \bar{A} as the "distant masses". However, the time difference depends on neither of the masses, rather it depends on the maximum velocity reached and the constant proper acceleration of the "truly" accelerated clock \bar{A} . Moreover, there is no unambiguous relative acceleration, since the acceleration in K becomes smaller with increasing time while it remains constant in time for \bar{A} . It should also be noted that the metric associated with (20) is given by

$$g_{00} = \left(1 + \frac{\bar{g}\bar{x}}{c^2}\right)^2, \quad g_{ij} = -\delta_{ij} \quad (37)$$

which implies a vanishing Riemann curvature tensor. Hence the gravitational field in \bar{K} cannot be generated by real masses in the universe as opposed to what Mach might have been expected.

In case (d) and (e) the state of affairs becomes different because now real masses are also comprised in the "elements of sensation". Moreover, the situation may appear less obvious with regard to the previous examples since the two clocks are freely falling between their encounters and therefore observers comoving with the clocks experience identical local physical laws. The difference in their proper time can thus be not a consequence of any local effects, rather it must be attributed to some global influence. In fact the observers could trace back their differential aging to their different motion with respect to the central mass, showing that there are multiple geodesics connecting the same events or, in other words, that their geodesics are differently embedded within the global spacetime manifold. Another evidence for the observers to be in an asymmetric position in a gravitational field is due to the different tidal forces existing in their local reference frames [7]. Hence the behavior of the clocks can be attributed to the existence of the central (spinning) mass; indeed in the formal limit $M \rightarrow 0$ (or $J \rightarrow 0$) the two clocks would tick in consonance. Interpreted in this way, i.e. that the different tick rates can be ascribed to the gravitational influence of massive bodies, clocks moving in a gravitational field may even reveal some Machian features.

4 Conclusion

Even though some properties of the various clock paradoxa may be considered as Machian, the ultimate cause for the behavior of the clocks is based on the absolute character of spacetime, since it is always the clock with the shorter world line which runs ahead. Although the specific form of the metric will be determined by the mass-energy content of spacetime, its very existence is still independent of it. In order to conform with the Machian idea of the relativity of all motion, spacetime should loose its metric properties in a universe void of all mass-energy. However, this is excluded by the relativity theory since the components of the metric tensor at best reduce to their Minkowskian values in the limit of an empty space. It is precisely this ontological aspect, that spacetime – besides specifying the relations between bodies – is granted a substance in its own, which makes the relational program unfeasible that Mach might have been envisioned.

Acknowledgements

L.I. thanks B. Mashhoon for inspiring correspondence on the topic of this paper long ago.

References

1. M.A. Abramovicz, S. Bajtlik, Preprint at <http://arxiv.org/abs/0905.2428> (2009).
2. J. Barbour, H. Pfister (Editors), *Mach's Principle: From Newton's Bucket to Quantum Gravity* (Birkhäuser, Boston, 1995).
3. J.D. Barrow, J. Levin, Phys. Rev. A **63**, 044104 (2001).
4. H. Bondi, J. Samuel, Phys. Lett. A **228**, 121 (1997).
5. C.H. Brans, D.R. Stewart, Phys. Rev. D **8**, 1662 (1973).
6. T. Dray, Am. J. Phys. **58**, 822 (1990).
7. J.W. Durso, H.W. Nicholson, Am. J. Phys. **41**, 1078 (1973).

⁴ Because all four hyperbolic acceleration phases are identical except for the sign, \bar{A} would keep a time four times larger than the value given by (19) or (25).

8. A. Einstein, *Grundzüge der Relativitätstheorie* (Vieweg, Braunschweig, 1956).
9. E. Eriksen, Ø Grøn, Eur. J. Phys. **11**, 39 (1990).
10. H. Erlichson, Am. J. Phys. **53**, 53 (1985).
11. Ø Grøn, S. Braeck, Eur. Phys. J. Plus **126**, 79 (2011).
12. B.R. Holstein, A.R. Swift, Am. J. Phys. **40**, 746 (1972).
13. L. Iorio, Found. Phys. Lett. **18**, 1 (2005).
14. P. Jones, L.F. Wanex, Found. Phys. Lett. **19**, 75 (2006).
15. H.I.M. Lichtenegger, F. Gronwald, B. Mashhoon, Adv. Space Res. **25**, 1255 (2000).
16. H.I.M. Lichtenegger, B. Mashhoon, *Mach's principle in Gravitomagnetism: A Challenging Enterprise*, edited by L. Iorio (Nova, New York, 2007) p. 13.
17. R.J. Low, Eur. J. Phys. **11**, 25 (1990).
18. E. Mach, *The Science of Mechanics* (Open Court, La Salle, 1960).
19. F.L. Markley, Am. J. Phys. **41**, 1246 (1973).
20. B. Mashhoon, Phys. Lett. A **126**, 393(1988).
21. B. Mashhoon, Nuovo Cimento B **109**, 187 (1994).
22. B. Mashhoon, *The hypothesis of locality and its limitations in Relativity in Rotating Frames* edited by G. Rizzi, M.L. Ruggiero (Kluwer, Dordrecht, 2003) p. 43.
23. E. Minguzzi, Found. Phys. Lett. **15**, 153 (2002).
24. E. Minguzzi, Am. J. Phys. **73**, 876 (2005).
25. C.H. Misner, K.S. Thorne, J.A. Wheeler, *Gravitation* (Freeman, New York, 1973).
26. C. Møller, *The Theory of Relativity* (Clarendon press, Oxford, 1972).
27. H. Nikolić, Found. Phys. Lett. **13**, 595 (2000).
28. P.C. Peters, Am. J. Phys. **51**, 791 (1983).
29. W. Rindler, *Introduction to Special Relativity* (Clarendon press, Oxford, 1991).
30. W. Rindler, Phys. Lett. A **187**, 236 (1994).
31. F. Selleri, Found. Phys. Lett. **18**, 325 (2005).
32. D.F. Styer, Am. J. Phys. **75**, 805 (2007).
33. A. Tartaglia, Class. Quantum Grav. **17**, 783 (2000).