

Dark Matter and Collider Physics in Split-UED

Seong Chan Park, Jing Shu

Institute for the Physics and Mathematics of the Universe,
University of Tokyo, Kashiwa, Chiba 277-8568, JAPAN

Kaluza-Klein dark matter is an attractive weakly interacting massive particle in universal extra dimension model. In the recent extension "split-UED", annihilation of Kaluza-Klein dark matter with a mass range 600–1000 GeV provides excellent fits to the recently observed excesses in cosmic electron and positron fluxes of PAMELA, ATIC and Fermi-LAT experiments. The cosmic gamma-ray flux in the same process can be significant around 300 GeV, thus can be observed or constrained by the forthcoming Fermi-LAT diffuse gamma-ray data. The collider signal at the LHC is the resonance in the dijets channels and the large missing energy in the missing energy plus jets.

1. MODEL:UED AND SPLIT-UED

Universal Extra Dimension (UED) [1] and its recent extension split-UED [2] are 5D extra dimension models based on a S^1/Z_2 orbifold. All standard model fields are universally propagating through the 5D bulk so that their Kaluza-Klein (KK) excited states are phenomenologically important if the compactification scale is low ($1/R \sim \text{TeV}$). The model has an underlying symmetry, called the KK parity, that prevents the lightest KK odd state to decay. If such a state is neutral, then it provides a viable dark matter candidate. In the minimal setup, the gauge group is the same as the standard model one, $G = SU(3)_c \times SU(2)_W \times U(1)_Y$. Quarks and leptons are also alleviated to higher dimensional ones and their KK spectra are doubled. One chirality of their zero modes is projected out by the orbifold condition, leaving the other one as the standard model fermions. The most prominent feature of split-UED is the presence of (double) kink masses for fermions while keeping the KK parity. The 5D dimensional action of split-UED is the same as the minimal UED (MUED) except the 5D bulk mass term s:

$$S_{\text{split-UED}} = S_{\text{MUED}} - \int d^4x \sum_L \bar{\psi}_L P_- \bar{g}_5^{ij}(\mathbf{y}) \psi_{i,j} \quad (1)$$

where ψ_i are the bulk Dirac spinors containing quarks and leptons in their zero modes and the kink mass, $\bar{g}_5^{ij}(\mathbf{y}) = \bar{g}_5^{ij}(\mathbf{y})$, is introduced with a step function defined as $\bar{g}_5^{ij}(\mathbf{y} > 0) = 1$ and $\bar{g}_5^{ij}(\mathbf{y} < 0) = -1$. Here \bar{g}_5^{ij} signs depends on the the chirality of the zero mode.

Once 5D bulk mass is introduced, KK fermions get additional masses and become heavier

$$m_n^2 = m_0^2 + k_n^2 + \frac{2}{5} \quad (2)$$

where the first term, second term and third term are coming from the ordinary SM Yukawa interaction, the momentum of the extra dimension and the 5D bulk mass, respectively. k_n is determined by $k_n L = n$ for KK even modes and the n -th solution of $\tan \frac{1}{2} k_n L = k_n \cot k_n L$ for KK odd modes.

Having the generic idea of split-UED, we can control the KK spectra by turning on some bulk mass parameters. In order to suppress the hadronic annihilation cross section and avoid the unnecessary flavor problems, we first choose our 5D bulk masses for quarks to be universal and larger than the typical KK scale, which is $\frac{1}{q} = \frac{1}{5} \frac{1}{ij}$. For the charged leptons, in order to control their annihilation cross section ratio among different flavors which are dominantly coming from the right-handed components, we choose separate 5D bulk masses m_{e_R} , m_{μ_R} and m_{τ_R} to achieve that. We left the bulk masses of the left-handed leptons to be small to evade the experimental constraints from the lepton flavor violation and four fermion operators.

2. FITTING PAMELA, ATIC AND FERM I-LAT

The KK dark matter (B_1), mainly annihilates into fermion pairs among which charged lepton pair is dominant. Stable particles, like proton (p), electron (e) and photon (γ), and their antiparticles are generated from the cascade decay of hadrons and heavy charged leptons in the $B_1 B_1$ annihilation process and propagate to the Earth. In [3, 4] we calculate the electron, positron and gamma-ray flux from the annihilation of B_1 and compare them with the recent observations from PAMELA [5], ATIC [6] and Fermi-LAT collaborations [7].

In Fig 1, we fit the positron fraction ($e^+/(e^+ + e^-)$) in the PAMELA energy range (upper) and electron plus positron flux ($e^+ + e^-$) in the Fermi-LAT range (lower) with $m_{B_1} = 900$ GeV. For fitting the ATIC "peak and sharp drop-off pattern", a lower mass $m_{B_1} = 620$ GeV is preferred as shown in [3]. The anti-proton flux is not a prob-

For proceedings of SUSY09, the 17th international conference on Supersymmetry and the Unification of Fundamental Interactions at Northeastern University, Boston, U.S.A. in 5-10 June, 2009.

lem in split-UED because the hadronic branching fraction is suppressed by heavy KK quark masses. In the figures we took $m_{q_1} = 3m_{B_1}$ so that the hadronic branching fraction is less than 10%.

In Fig. 2, we show the gamma-ray signal for Inner Galactic plane region and the region of intermediate galactic latitudes. The black curve is the sum of primary and ICS contributions, the blue and red lines are the gamma-ray from and hadrons from B_1 dark matter annihilation, respectively, and the magenta lines are contributions of three components of ICS. In the region of low energy ($E < 10$ GeV), the dark matter signal is much smaller than the observed data, however, starting from few tens of GeV, the signal is about a factor of 2–3 smaller. A characteristic of our model is that a bump at $E \sim 300$ GeV can be seen, due to the main contributions from primary and also the ICS from the star light in a subleading way, which can be checked soon if higher

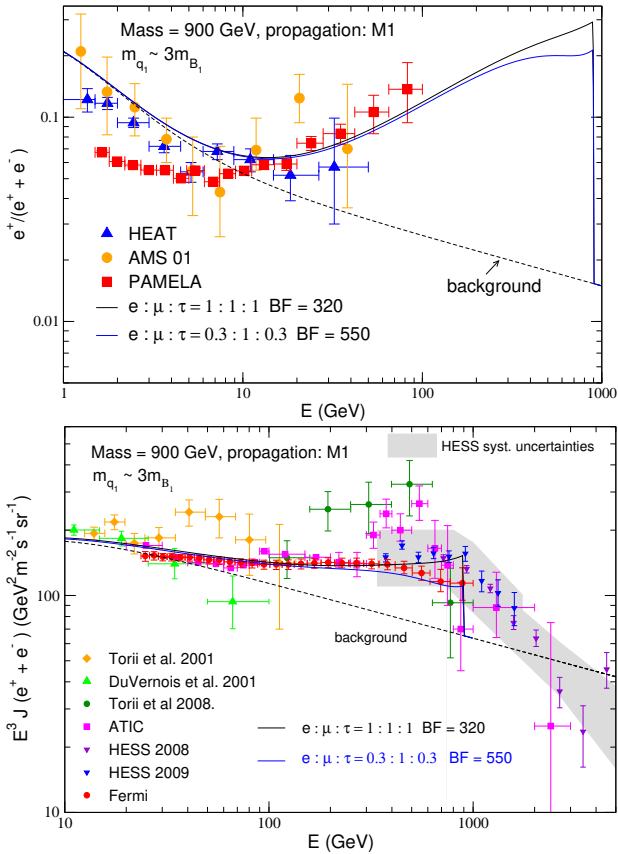


FIG. 1: (Upper) The positron fraction ($e^+/(e^+ + e^-)$) with $m_{B_1} = 900$ GeV, compared with PAMELA data. The mass of KK quark is taken to be about $3m_{B_1}$. The black curve is for $e:\mu:\tau = 1:1:1$ case and the blue curve is for $0.3:1:0.3$ case. (Lower) The total flux of positron and electron with $m_{B_1} = 900$ GeV.

energy of gamma-ray data is available. We also show the case of universal KK lepton in dashed line for reference. The behavior is similar to the non-universal case, but with more energetic gamma-ray due to more hard e and muon.

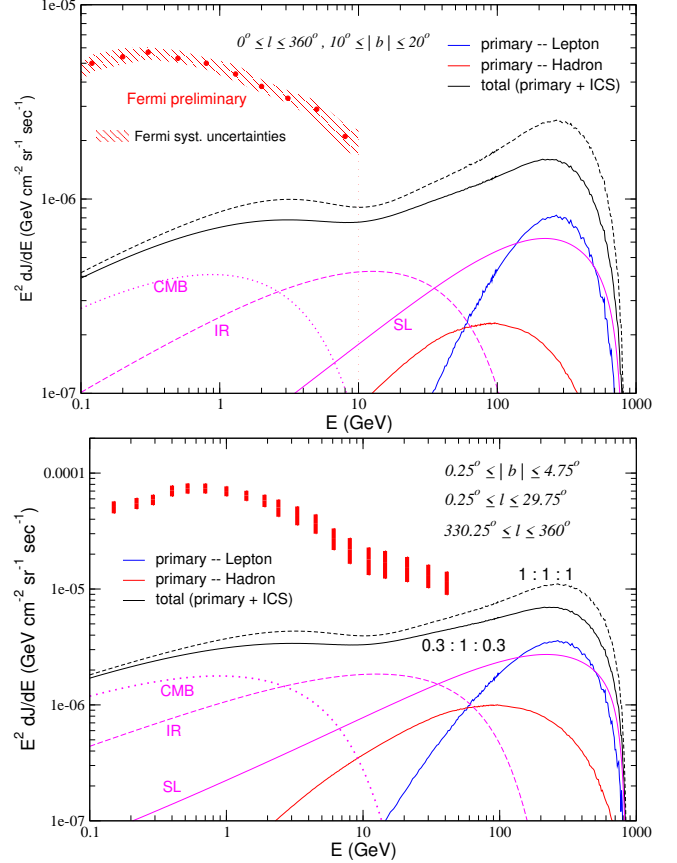


FIG. 2: The gamma-ray signal from B_1 dark matter annihilation for the regions of Inner Galactic plane (Upper) and intermediate galactic latitudes (Lower). The black solid and dashed curves are the sum of primary and Inverse Compton Scattering (ICS) contributions when the final state charged lepton branching ratios are $(0.3:1:0.3)$ and $(1:1:1)$ respectively. The blue and red lines are the gamma-ray from and hadrons from B_1 dark matter annihilation, respectively, and the magenta lines are contributions of three components of ICS in the $(0.3:1:0.3)$ case.

3. COLLIDER PHYSICS

At the LHC, the 1st KK colored particles (KK quarks and gluons) in split-UED are copiously produced and further decay into hard jets, soft jets/leptons and dark matter (missing energy), see Fig. 3 (upper). Because of the large mass splitting between the 1st KK quark q_1 and

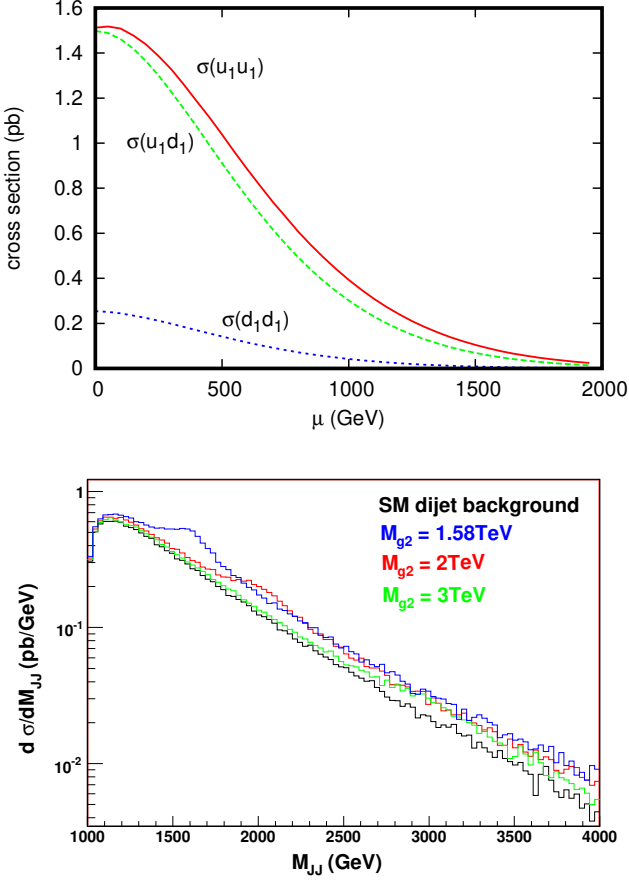


FIG. 3: (Upper) The cross sections as functions of the bulk mass with $\sqrt{s} = 900$ GeV. Here, $u_1 (d_1)$ includes both u_{L1} and u_{R1} (d_{L1} and d_{R1}) contributions. (Lower) The invariant mass distribution of the dijet signal. The resonance peaks appear at the M_{g^2} for 1.58 (for ATIC/PPB-BETS), 2 and 3 TeV.

1st KK gluon g_1 , we can separate out the production of $g_1 g_1$, $g_1 q_1$ and $q_1 q_1$ by using the $M_{e^+ e^-}$ cuts. We focus on the $q_1 q_1$ production, which has two hard jets so that we can distinguish the signals from the SM background. The split-UED q_1 pair signal is simulated by scaling the SUSY signatures with the same mass spectrum. After the appropriate cuts, our signal is well above the SM background. We calculate the M_{T2} distribution of the q_1 pair signals as shown in [3], and its end point reflects the information for combination of q_1 and g_1 masses. Although we are unable to determine the mass of individual particle in split-UED, its predictions of the signatures of $q_1 q_1$ production at the LHC, e.g. $M_{e^+ e^-}$ and M_{T2} , can be examined whether they are consistent with the cosmic-ray signatures in the near future, and vice versa.

Because of the KK number violation at the tree level, the KK even gauge bosons, especially the 2nd KK gluon (g^2), can be singly produced at a large rate. We expect to discover the resonance in the dijet channels against the large QCD background [8] even in the early stages of LHC ($\mathcal{L} = 100 \text{ pb}^{-1}$). To explore this possibility, in Fig. 3 (lower), we plot the invariant mass distribution of QCD dijets simulated by Madgraph [9] (with rough acceptance cuts $|\eta_j| < 2.5$ and $p_{Tj} > 500$ GeV to reduce the SM background). We have found that even at the early stage, one can discover the g^2 just below 4 TeV. For the LHC running time, a g^2 with its mass up to more than 6 TeV can be discovered [2].

Acknowledgments

This paper is based on works [2, 3, 4] with C.-R. Chen, M. Nojiri and M. Takeuchi. These works were supported by the World Premier International Research Center Initiative (WPI initiative) by MEXT, Japan. SCP and JS were supported by the Grant-in-Aid for scientific research (Young Scientists (B) 21740172) and (Young Scientists (B) 21740169) from JSPS, respectively.

- [1] T. Appelquist, H. C. Cheng and B. A. Dobrescu, Phys. Rev. D 64, 035002 (2001).
- [2] S. C. Park and J. Shu, Phys. Rev. D (R) 79, 091702 (2009).
- [3] C. R. Chen, M. M. Nojiri, S. C. Park, J. Shu and M. Takeuchi, JHEP 0909, 078 (2009).
- [4] C. R. Chen, M. M. Nojiri, S. C. Park and J. Shu, arXiv:0908.4317 [hep-ph].
- [5] O. Adriani et al. [PAMELA Collaboration], Nature 458, 607 (2009), O. Adriani et al., Phys. Rev. Lett. 102, 051101

- (2009).
- [6] J. Chang et al., Nature 456 (2008) 362.
- [7] A. A. Abdo et al. [Fermi LAB Collaboration], Phys. Rev. Lett. 102, 181101 (2009).
- [8] B. Lillie, J. Shu and T. M. P. Tait, Phys. Rev. D 76, 115016 (2007).
- [9] J. A. Wall et al., JHEP 0709, 028 (2007).