

Ten More New Sightlines for the Study of Intergalactic Helium , and Hundreds of Far-UV Bright Quasars, from SDSS, GALEX, and HST¹

David Syphers², Scott F. Anderson³, Wei Zheng⁴, Daryl Haggard³, Avery Meiksin⁵, Donald
P. Schneider⁶, Donald G. York^{7;8}

ABSTRACT

Absorption along quasar sightlines remains among the most sensitive direct measures of He II reionization in much of the intergalactic medium (IGM). Until recently, fewer than a half-dozen unobscured quasar sightlines suitable for the He II Gunn-Peterson test were known; although these handful demonstrated great promise, the small sample size limited confidence in cosmological inferences. We have recently added nine more such clean He II quasars, exploiting SDSS quasar samples, broadband UV imaging from GALEX, and high-yield UV spectroscopic confirmations from HST. Here we markedly expand this approach by cross-correlating SDSS DR7 and GALEX GR4+5 to catalog 428 SDSS and 165 other quasars with $z > 2.78$ having likely (70%) GALEX detections, suggesting they are bright into the far-UV. Reconnaissance HST Cycle 16 Supplemental prism data for 29 of these new quasar-GALEX matches spectroscopically confirm 17 as indeed far-UV bright. At least 10 of these confirmations have clean

¹Based on observations with the NASA/ESA Hubble Space Telescope obtained at the Space Telescope Science Institute, which is operated by the Association of Universities for Research in Astronomy, Incorporated, under NASA contract NAS5-26555.

²Physics Department, University of Washington, Seattle, WA 98195; dsyphers@phys.washington.edu

³Astronomy Department, University of Washington, Seattle, WA 98195; anderson@astro.washington.edu

⁴Department of Physics and Astronomy, Johns Hopkins University, Baltimore, MD 21218; zheng@pha.jhu.edu

⁵Scottish Universities Physics Alliance (SUPA), Institute for Astronomy, University of Edinburgh, Royal Observatory, Edinburgh EH9 3HJ, United Kingdom

⁶Pennsylvania State University, Department of Physics & Astronomy, 525 Davey Lab, University Park, PA 16802

⁷Department of Astronomy and Astrophysics, The University of Chicago, 5640 South Ellis Avenue, Chicago, IL 60637

⁸Enrico Fermi Institute, University of Chicago, 5640 South Ellis Avenue, Chicago, IL 60637

sightlines all the way down to He II Ly α , substantially expanding the number of known clean He II quasars, and reaching the order of magnitude enhanced efficiency of our selection technique. Combined with observations from this and our past programs yield more than twenty He II quasars, quintupling the sample. These provide substantial progress toward a sample of He II quasar sightlines large enough, and spanning a sufficient redshift range, to enable statistical IGM studies that may avoid individual object peculiarity and sightline variance. Our expanded catalog of hundreds of high-likelihood far-UV-bright QSOs additionally will be useful for understanding the extreme-UV properties of the quasars themselves.

Subject headings: catalogs | galaxies: active | intergalactic medium | quasars: general | surveys | ultraviolet: galaxies

1. Introduction

The intergalactic medium (IGM) may be the largest repository of baryons in the Universe, perhaps with baryonic matter content exceeding that which collapsed into stars and galaxies (e.g., see the recent review by Meiksin 2007). The reionization of the IGM's primordial hydrogen may have occurred as early as redshifts of about $z \approx 11$ (e.g., WMAP results of Dunkley et al. 2009) to as late as $z \approx 6-7$ (as inferred from quasar hydrogen absorption line measures, e.g., Fan et al. 2006). The veil of the "dark ages" was lifted by hydrogen reionization, kindled by the ultraviolet (UV) radiation of massive early stars and star-forming galaxies, with a later ionizing contribution from quasars. While He I was probably ionized in the same epoch as hydrogen due to similar ionization potentials, the later, harder-spectrum ionizing contribution from quasars was likely necessary for reionizing IGM He II.

Much of the IGM in the present-day Universe is considered to be highly ionized, with a hydrogen neutral fraction $x_{\text{H I}} = N_{\text{H I}}/N_{\text{H II}} \approx 10^{-5}$ (Fan et al. 2006). A sensitive measure of neutral hydrogen is to examine quasar spectra for the saturated trough shortward of hydrogen Ly α caused by even a very modest amount of neutral IGM gas, i.e., the classic Gunn-Peterson effect (Gunn & Peterson 1965). Hydrogen Gunn-Peterson studies have been expanded in the last few years to include around twenty high-redshift quasar sightlines at $z \approx 6$ (Fan et al. 2006), mainly derived from the high quasar selection efficiency and large sky coverage of the Sloan Digital Sky Survey (SDSS; York et al. 2000). The first few $z \approx 6$ hydrogen studies returned diverse results and interpretations, showing that | because of possible individual object and/or sightline variance, including IGM patchiness | multiple

independent clean quasar sightlines were required in order to clarify the ensemble picture of hydrogen Gunn-Peterson measures (e.g. White et al. 2003; Fan et al. 2006; Totani et al. 2006; Bolton & Haehnelt 2007; Becker et al. 2007).

However, it was helium, the second major primordial element in the IGM, that provided the first detection of the Gunn-Peterson effect (using HST; Jakobsen et al. 1994). While hydrogen predominates, it is nearly completely ionized in the IGM by the era of numerous quasars at $z \approx 2.4$; at such redshifts, singly ionized helium is instead the strongest absorber in much of the IGM accessible to study via background quasars. At $z \approx 2.4$, He II outnumbers H I by a factor of ~ 50 – 100 (Fechner et al. 2006). Because kinetic velocities evidently dominate over thermal velocities in the IGM (Zheng et al. 2004a), hydrogen and helium have similar Doppler parameters, and therefore He II has a higher opacity than H I by $\sim 4 > 10$. The He II Ly α transition thus provides the more sensitive measure of much of the highly ionized IGM, potentially allowing rich cosmological inferences about the epoch of He II reionization (delayed versus hydrogen), characteristics of the ionizing background radiation, and estimates of the cosmic baryon density in the IGM.

Despite providing the breakthrough Gunn-Peterson detection (Jakobsen et al. 1994), helium studies have historically been limited to only a very small handful of suitable quasar sightlines. The paucity arises as He II Ly α absorption occurs in the extreme UV (304 Å rest-frame), observable from space in only about 3% (by random) of high redshift quasars which lie by chance along sightlines with little foreground absorption. Detailed UV spectroscopic studies at good signal-to-noise (S/N) and resolution of such historical "clean He II quasars" are limited to just 4 objects that also span the limited redshift range of $z = 2.7$ – 3.3 : HS 1700+6416 at $z = 2.72$ (Davidsen et al. 1996; Fechner et al. 2006), HE 2347-4342 at $z = 2.88$ (Reimers et al. 1997; Kriss et al. 2001; Smette et al. 2002; Zheng et al. 2004a; Shull et al. 2004), PKS 1935-692 at $z = 3.18$ (Anderson et al. 1999), and Q 0302-003 at $z = 3.29$ (Jakobsen et al. 1994; Hogan et al. 1997; Heap et al. 2000). One additional quasar, QSO 1157+3143 at $z = 3.0$ (Reimers et al. 2005), was observed more recently in the UV at similarly high spectral resolution.

Studies of these few historical clean He II quasars did verify their science potential. They collectively reveal that the IGM He II optical depth increases from ~ 1 near $z = 2.5$ to > 4 at $z = 3.3$. This is consistent with theoretical perspectives that the He II reionization epoch may have occurred near $z \approx 3$ (Sokasian et al. 2002; Paschos et al. 2007), and indirect observational evidence from spectral hardening at $z \approx 3$ (Songalia & Cowie 1996; Agafonova et al. 2005, 2007). A sharp change in the H I Ly α forest opacity at $z \approx 3.2$ (Bernardi et al. 2003; Faucher-Giguere et al. 2008) may be a further indication for He II reionization (Theuns et al. 2002), although this feature is not universally seen (Kim et al.

2002) and the interpretation is uncertain (McQuinn et al. 2009; Bolton et al. 2009). He II Gunn-Peterson studies have also provided empirical measures of the flux and spectrum of the ionizing background radiation at $z \approx 3$ and the baryon density ($\rho_b \approx 0.01$) in the IGM (e.g., Hogan et al. 1997; Zheng et al. 2004a; Titley & Meiksin 2007).

Yet, possible systematics in such a small sample size of just five well-studied helium sightlines limit confidence in global conclusions. For example, none of these five revealed a damping absorption profile redward of He II (Miralda-Escude 1998), a predicted signature of the He II reionization epoch. This leaves unanswered whether that epoch might occur at $z > 3.3$, or instead suggests that this signature is difficult to discern in practice. For example, such a signature might be suppressed by the presence of quasar proximity zones (Madau & Rees 2000). An intriguing redward absorption profile is seen in a recent low-resolution (but good S/N) prism UV HST spectrum of another newly suggested He II quasar at $z = 3.8$, but is not evident in a second at $z = 3.5$ (Zheng et al. 2008). With only two such high-redshift quasar spectra for He II it was uncertain whether such an absorption feature might be common at high redshift, or reflects something unusual about this particular $z = 3.8$ sightline. (Note that the strength and breadth of this feature is dramatically larger than the anticipated reionization epoch signature.) The diversity found in the H I Gunn-Peterson results (Fan et al. 2006) also presaged the need for a similarly large sample of clean He II quasars to average over systematics of individual object peculiarity, sightline variance, and IGM patchiness. This motivated the SDSS and HST searches of Zheng et al. (2004b, 2005).

The advent of the Galaxy Evolution Explorer (GALEX, Morrissey et al. 2007) all-sky UV survey provided an order of magnitude more efficient selection technique for establishing such a substantially larger sample of clean He II quasars, spanning a broad redshift range. Our cross-correlation of $z > 2.8$ SDSS (and other) quasar catalogs with the broadband UV sources from GALEX yields far-UV-bright (observed frame) quasars with good confidence. In their rest frames, these quasars are bright in the extreme-UV (EUV, $\lambda < 912 \text{ \AA}$ rest-frame), and this is how we will refer to them henceforth. We have previously used this cross-correlation technique with SDSS DR6 (Adelman-McCarthy et al. 2008) and GALEX GR2+3, combined with Cycle 15-16 reconnaissance observations with the HST Advanced Camera for Surveys/Solar Blind Channel (ACS/SBC), to identify with high efficiency nine new clean He II quasar sightlines (Syphers et al. 2009, hereafter, Paper I).

This paper presents a significant expansion to our Paper I identifications of He II and other EUV-bright quasars, doubling our previous samples and providing substantial lists from which to draw for detailed EUV quasar and IGM studies. Rapid past-year progress was enabled by the combination of expanded sky coverage now available from SDSS DR7 (Abazajian et al. 2009) and GALEX GR4+5, plus recent Cycle 16 Supplemental HST

ACS/SBC reconnaissance UV prism verification spectra of many new clean quasar sightlines. In section 2 of this paper we describe our expanded SDSS DR7 and GALEX GR4+5 cross-correlation catalog of 428 far-UV detections of SDSS quasars at $z > 2.78$, plus an additional 165 (non-SDSS) quasars with GALEX detections. Section 3 presents results of our HST Cycle 16 Supplemental UV prism spectra for 29 new candidate He II quasars drawn from the SDSS/GALEX matches. Among these, 17 are spectroscopically confirmed as new EUV-bright quasars, with at least 12 new quasar sightlines ($z = 3.17\text{--}3.65$) confirmed to have flux down to the He II break ("He II break quasars"); 10 of these are clean sightlines to He II Ly with no substantial redward absorption ("clean He II quasars"). Our newly confirmed cases represent substantial progress in finding in sparsely populated redshift regimes, and our combined programs quintuple the clean He II quasar sample size versus the historical sample discussed above. Section 4 discusses the sightline diversity of our new He II quasar prism spectra; but we also present initial ensemble characteristics of our combined sample of all EUV-bright quasars with ACS/SBC prism data, including rest-frame spectral stacks in several redshift bins spanning $z = 3.1\text{--}3.9$ to average over peculiarities of individual objects. (Detailed spectral analysis will follow in a subsequent paper). Section 5 provides a brief summary and concluding remarks.

2. Selection of EUV-Bright Quasars

Our identification of new He II quasar sightlines starts with the cross-correlation of quasars found in SDSS (and other catalogs) with the GALEX broadband catalog of UV sources. The details of the cross-correlation steps are provided in Paper I, but selected aspects are also presented briefly in this section, along with the expanded catalogs of EUV-bright (rest-frame) quasars provided herein.

2.1. Expanded SDSS Quasar and GALEX UV-Source Catalogs

The large area 5-lter optical imaging photometry and follow-up multiobject optical spectroscopy of SDSS efficiently identify and confirm large numbers of quasars (e.g., Richards et al. 2002; Schneider et al. 2007). The SDSS Data Release 7 (hereafter, DR7; Abazajian et al. 2009) used here includes nearly $12,000\text{ deg}^2$ of optical imaging, with spectroscopy encompassing about 9400 deg^2 of sky, especially centered near the north Galactic cap; the expanded spectroscopic coverage of SDSS DR7 reflects an increase of nearly 30% over the DR6 coverage used in Paper I. The SDSS data are obtained with a dedicated 2.5m telescope (Gunn et al. 2006) at Apache Point Observatory, New Mexico, equipped with a

large-format mosaic camera that can image of order 10^2 deg^2 per night in 5 filters (u;g;r;i;z; Fukugita et al. 1996), along with a multi fiber spectrograph that simultaneously obtains 640 spectra within a 7 deg^2 field. The imaging database is used to select objects for the SDSS spectroscopic survey, which includes spectrophotometry (≈ 1800) covering 3800–9200 Å for 10^6 galaxies, 10^5 quasars, and 5×10^5 stars. Technical details on SDSS hardware and software, and astrometric, photometric, and spectral data may be found in a variety of papers: e.g., Gunn et al. (1998), Lupton et al. (1999), Hogg et al. (2001), Stoughton et al. (2002), Smith et al. (2002), Pier et al. (2003), and Ivezić et al. (2004).

We are especially interested here in SDSS quasars with $z > 2.78$, for which the He II Ly line at rest-frame 304 Å would be redshifted to an observed wavelength $> 1150 \text{ Å}$. Our specific choice of $z > 2.78$ is motivated, in part, by the HST Servicing Mission 4 (SM 4) revitalization of quality UV spectroscopy; the refurbished STIS is anticipated to be useful down to $\approx 1150 \text{ Å}$, and the Cosmic Origins Spectrograph (COS) may even still have good response at this wavelength. At the time of proposing and planning for our new HST observations described in section 3, there was not yet a vetted DR7 quasar catalog, and so we instead used the DR5 quasar catalog of Schneider et al. (2007) supplemented with a set of SDSS DR7-only $z > 2.78$ quasar candidates whose optical spectra we examined by eye. Our combined SDSS DR7 list used here thereby includes 9462 quasars at $z > 2.78$ (see Figure 1). We also supplement this SDSS quasar list with the 12th ed. Veron-Cetty & Veron (VCV) quasar catalog (Veron-Cetty & Veron 2006), discussed further below.

GALEX provides an overlapping large-area UV imaging survey (Morrissey et al. 2007). Although the broadband GALEX observations generally do not suffice to constrain UV flux all the way down to He II Ly λ , they do allow efficient culling to the smallest subset of quasars most likely to have flux well into the EUV (rest-frame). GALEX images cover both the FUV ($\approx 1350\text{--}1750 \text{ Å}$) and NUV ($\approx 1750\text{--}2800 \text{ Å}$) bands, with the all-sky survey (AIS) UV images extending to $m_{AB} \approx 21$, and the much smaller area medium and deep surveys (MIS and DIS) extending to $m_{AB} \approx 23$ and $m_{AB} \approx 25$, respectively. The GALEX GR4 and GR5 catalogs (henceforth GR4+5) used here are complementary data sets processed with the same pipeline and constituting one catalog. GR4+5 covers $\approx 25,000 \text{ deg}^2$ of sky, an 80% increase over GR2+3 used in Paper I. Among the 9462 SDSS $z > 2.78$ quasars discussed above, GALEX GR4+5 provides UV imaging coverage for 8413 (5829 quasars from the vetted DR5 catalog, and 2584 more from DR7 only). It is these 8413 SDSS quasars that are actually matched to GALEX GR4+5 UV catalogs, and considered further below.

2.2. Expanded Cross-Correlation Catalogs of EUV-Bright Quasars from SDSS/GALEX and VCV/GALEX

Following our Paper I approach, we cross-correlate the 8413 SDSS DR7 $z > 2.78$ quasars that fall in the GALEX footprint with the GR4+5 UV-source catalogs, to obtain 434 SDSS-quasar/GALEX-UV positional coincidences matching within $3''$. We then visually examined the GALEX images to remove six objects which were artifacts or too close to artifacts to be certain of a UV detection. This is proportionally only about a quarter the number of GALEX artifacts similarly removed in Paper I, a clear demonstration of the improvements of the GR4+5 pipeline over the GR2+3 version (in particular, masking of the edges of GALEX plates). SDSS optical images and spectra were also examined by eye, to produce an inspection flag noting a few other possible problems (described below).

As in Paper I, cross-correlations of Monte Carlo shifted catalogs were used to empirically estimate the expected background random SDSS/GALEX coincidence match rate, and the signal appears to dominate over the noise for $r < 3''$. We again find that $\sim 70\%$ of our cataloged SDSS/GALEX matches are likely genuine associations. Note that due to the faintness of the targets we have proportionally far more GALEX detections on MIS and DIS plates than would be expected just from the geometric survey coverage. The higher UV source density on these longer GALEX exposures increases the false match rate somewhat, which is why we prefer a direct empirical method for estimating false matches, and, for example, why we have somewhat different match statistics than Budavari et al. (2009). Our estimate of the false match rate includes both happenstance matches to unrelated real UV sources, as well as matches to spurious GALEX sources; HST follow-up discussed in section 3 suggests we have both. (Even if the flux errors given in the GALEX catalog are assumed to be Gaussian, we estimate that $\sim 1\%$ of our apparent matches are simply matches to noise. In practice, this estimate is almost surely too low. It should also be noted that our HST reconnaissance spectra extend down to the He II break and generally have very limited wavelength overlap with the GALEX NUV filter. Only about a third of our matches have detected FUV flux in GALEX GR4+5, and thus even real optical-UV matches may be undetected in the far-UV HST spectra.)

The 428 SDSS DR7 quasars at $z > 2.78$, associated at high ($\sim 70\%$) confidence with GALEX GR4+5 UV sources ($3''$ match radius) are cataloged in Table 1. Our catalog tabulates the following information. Columns 1-5 | Names, positions (RA, dec; J2000), redshifts, and z-band PSF magnitudes are all from SDSS. The redshift is from the automated SDSS pipeline, but we verified these (via by-eye examinations of the SDSS spectra) to be reasonably accurate in each case. Columns 6-7 | The GALEX catalog provides fluxes in Jy, which we have converted to $\text{erg s}^{-1} \text{cm}^{-2} \text{Å}^{-1}$ using the following effective wavelengths of

the GALEX broadband filters: 2316Å for NUV, and 1539Å for FUV. Column 8 | Inspection flag. This is a 4-bit integer flag, reflecting our by-eye inspection of SDSS images and spectra. If there was a galaxy or possible galaxy nearby in projection in SDSS images (typically within $10''$), or a very near blue object (typically within $5''$), this flag gets a value of 1. A value of 2 indicates a probable Lyman-limit system (LLS) or damped hydrogen Ly α absorber (DLA) in the SDSS optical spectrum. A value of 4 indicates a possible broad absorption line quasar (BALQSO, having C IV absorption with a continuous width in excess of 2000 km s^{-1}), and a value of 8 is given to those objects that are borderline on our BALQSO criterion. As discussed in Paper I, these inspection flag values are additive. Column 9 | HST observation flag. The observation flag is 0 if the object has not been observed with HST, 1 if it has been observed with FUV (to near 304 Å rest) spectroscopy through HST Cycle 16 Supplemental, 2 if it has been observed less conclusively (NUV spectroscopy, UV imaging, or pre-COSTAR observation), and 3 if it is a planned target for HST Cycle 17 observation.

Our expanded catalog of 428 high-confidence EUV-bright candidate quasars presented here more than doubles our earlier similar catalog of Paper I. Again reassuringly, in blind fashion, this expanded catalog recovers all of the previously confirmed He II break quasars in the SDSS/GALEX footprint with $z > 2.78$, including: Q 0302-003 ($z = 3.29$; Jakobsen et al. 1994), HS 1157+ 3143 ($z = 2.99$; Reimers et al. 2005), SDSS J1614+ 4859 ($z = 3.80$; Zheng et al. 2005), SDSS J2346-0016 ($z = 3.51$) and SDSS J1711+ 6052 ($z = 3.83$) (both Zheng et al. 2008), and the other He II quasars we previously confirmed in Paper I (excluding two faint ones cataloged in GR1, but not found in GR2+3 or GR4+5). Follow-up HST reconnaissance UV spectra for a subset of 29 of our new EUV-bright candidates are described below in Section 3.

We similarly expanded our search for other (non-SDSS) EUV-bright quasars, by matching the quasar catalog of Veron-Cetty & Veron (2006) to the expanded GALEX GR4+5 sky coverage as well. Among the 1123 $z > 2.78$ quasars in Veron-Cetty & Veron (2006) that are not in SDSS DR7, 993 are in the GALEX GR4+5 footprint. Using the same $3''$ match radius as above, among these 993 additional quasars there are (after discarding one probable GALEX artifact) 165 matches to GALEX GR4+5 sources; we refer to these as the VCV/GALEX quasars. (Note that in Paper I we used $3.5''$ for VCV/GALEX quasar matches, but $3''$ is now also favored for VCV quasars in the current expanded data sets.) From our mock catalog of set Monte Carlos, we estimate 90% of the VCV/GALEX associations are likely true matches. The higher match rate (and lower false match estimate), compared to the SDSS/GALEX correlation, is plausibly due to the VCV sample being systematically at lower redshift than the SDSS sample, as discussed in Paper I.

Table 2 presents the expanded catalog for these 165 additional (non-SDSS) candidate

EUV-bright quasars. The tabulated columns in this case are as follows. Columns 1-5 | Names, positions (RA, dec; J2000), redshifts, and magnitudes are all from Veron-Cetty & Veron (2006) and the specific references cited therein. The optical magnitude provided is a V magnitude unless otherwise marked as: photographic (*), red (R), infrared (I), or photographic O-plates (O). Columns 6-7 | The GALEX catalog provides fluxes in Jy, which we have converted to $\text{erg s}^{-1} \text{cm}^{-2} \text{Å}^{-1}$ using the same transformation as described above. Column 8 | HST observation flag (defined as in Table 1, above).

For these VCV/GALEX EUV-bright candidates, no inspection flag was readily feasible, given the difficulty of obtaining uniform images and spectra for this heterogeneous sample. Related to this issue, we note that since we did not ourselves examine the optical spectra of these additional VCV quasars by eye, and because the VCV catalog cannot fully represent the uncertainty of the quasar identification or redshift determination, some additional caution may be appropriate when considering observations of quasars from our VCV/GALEX EUV-bright catalog. On the other hand, it is again reassuring that in our expanded (about 47% larger) VCV/GALEX catalog we recover in a blind fashion both additional previously confirmed clean He II quasars that might be anticipated to be among our VCV/GALEX finds: PKS 1935-692 ($z = 3.18$, Anderson et al. 1999) and HE 2347-4342 ($z = 2.88$, Reimers et al. 1997).

The 428 SDSS and 165 other $z > 2.78$ quasars cataloged in this section represent significantly expanded resource lists for EUV studies of quasars, approximately doubling the sample we cataloged in Paper I. These hundreds of EUV-bright quasars may find use in a variety of quasar and IGM science applications from the study of EUV quasar SEDs, emission lines, and BALs, to the study of low-redshift HI and high-redshift He II absorbers. In the next section we report corresponding results of our recent and markedly expanded reconnaissance UV spectral observations from HST of SDSS/GALEX (plus a few VCV/GALEX) quasars, relevant to our own primary current aim of identifying a large sample of new unobscured sightlines potentially suitable for the study of IGM helium.

3. Reconnaissance HST Spectra of New He II, and Other EUV Bright, Quasars

Under HST Cycle 16 Supplemental (GO program 11982), we were approved for reconnaissance UV ACS/SBC prism spectra observations of 40 candidate He II quasar sightlines to assess their suitability for future detailed IGM He II studies. A total of 31 of our targets were actually observed before the close of the short Cycle 16 Supplemental observing window (which ended just before SM 4, and effectively limited the RAs of our targets to the range $RA > 10^h$). We observed 29 new candidate He II quasars (26 from SDSS, 3 from VCV) with

brief UV ACS/SBC prism spectra to verify their potential suitability for future detailed He II studies, along with two other cases in our catalog (SDSS 1614+4859 and OQ 172, discussed further below) that were previously observed in the UV, but heretofore lacked good S/N spectra. Our original HST target list was based on GALEX GR4 (the small expansion of GR5 was not then available), SDSS DR7, and VCV 12th ed. When creating the initial HST target list we used the slightly more generous matching criterion that the quasar/UV-source offset be $< 3''$, although in practice only one target had $r > 3''$.

These Cycle 16 Supplemental prism observations are nearly identical in character to those discussed in Paper I for earlier He II candidates. Reconnaissance UV spectra (plus accompanying F150LP direct UV images that set the prism wavelength zero points) encompass two HST orbits each. Total prism exposures times on each quasar are about 4 ksec, typically derived from coadding six individual prism exposures of about 500–800s each. The prism PR130L, covering a wavelength range of at least 1250–1850 Å, was used to obtain spectra near the He II breaks, while still limiting backgrounds due to geocoronal Ly α . (For a few of the lowest or highest-redshift quasars we also cautiously use prism data just outside this wavelength range.)

Our Cycle 16 Supplemental HST observations reveal that 17 of the 29 new candidates, along with (not unexpectedly) both SDSS 1614+4859 and OQ 172, indeed have detectable far-UV flux in the ACS spectral data; the 18 of these covered by SDSS are plotted as triangles in Figure 1. Our HST Cycle 16 Supplemental reconnaissance results thus reaffirm the high yield of EUV-bright quasars obtainable from SDSS/GALEX cross-correlations for $r < 3''$ offsets (also see Paper I). (One further quasar, Q 1051+5728, is detected at relatively low S/N in direct F150LP images when they are stacked, but is too faint to have a detectable spectrum. For the purposes of this paper, we consider this a non-detection.¹)

The 19 EUV-bright confirmations from our Cycle 16 Supplemental HST prism reconnaissance program are listed in Table 3. The following information is tabulated (with the optical data in all but the last case from SDSS). Columns 1–4 | Names, positions (RA, dec; J2000), and redshifts are mainly from SDSS. The redshifts are (mainly) from the SDSS automated pipeline, verified as reasonably accurate in our own by-eye examination of the spectra. Columns 5–6 | The GALEX catalog provides fluxes in Jy, which we have converted to $\text{erg s}^{-1} \text{cm}^{-2} \text{Å}^{-1}$ using the following effective wavelengths of the GALEX broadband filters: 2316Å for NUV, and 1539Å for FUV. Columns 7–8 | Exposure time and date the target

¹Of the 12 non-detections in HST, 10 had other UV sources in the ACS/SBC field of view. Three of these are within a few arcseconds of the target quasar position, close enough that they are likely the UV source detected by GALEX, despite being barely resolved in SDSS images.

was observed with HST ACS. The exposure times tabulated are those actually included in the final coadded spectrum. (This differs somewhat from the total HST exposure time in one case where we discarded particularly noisy or misaligned exposures, and two cases where there were telescope guiding problems). Column 9 | Indicates whether or not there is a sharp, statistically significant flux break at a wavelength consistent with that expected for He II Ly α . The 12 new quasars (plus SDSS 1614+4859) identified in the table as likely having a break at He II conservatively are required to show a break of comparable width to the prism instrumental resolution (with allowance for a possible proximity zone). There are two objects with such a flux break that do not have clean sightlines, however, and the absorption found redward of He II Ly α makes those two less attractive for follow-up He II study (as noted in the table, footnote b). For objects marked as questionable, our data can neither confirm nor rule out a flux break at He II Ly α , either because of telescope pointing issues, very faint sources, or lowered flux near He II due to redward absorption.

We reduced the ACS 2-D spectra of the 19 cases with ACS/HST prism confirmations using the *axefit* software, version 1.6 (Kummel et al. 2008); for further details on the reduction process, please consult Paper I. From most quasars we coadded all the multiple individual 500s-800s spectra, extracted using optimal weighting (Home 1986). For a single faint object | SDSS 1047+3250 | we discarded a few individual prism exposures that were substantially more noisy than the average. These discards are even fewer than in Paper I, which we attribute to both slightly longer direct UV image exposure times and the relative paucity of extremely faint detections in the current work. Both these effects contribute to well-defined centers in the direct UV images, leading to adequate extraction alignment for nearly all the new prism exposures.

Extracted, coadded spectra of the 17 new EUV-bright quasars confirmed from HST are presented in Figures 2a, 2b, and 2c. The relative flux calibration of our prism data is more secure than the absolute spectrophotometry. Examination of the background subtracted by *axefit* indicates that it retains some residual structure of the spectrum signal, suggesting that too much flux is being subtracted (the contamination occurs because only local background subtraction is possible for the ACS/SBC prisms); this leads to a possible systematic 10-20% underestimation of the absolute flux in the spectra as presented. The spectra of Figure 2 are displayed with wavelength bins of width equal to half of the (non-linear) instrumental resolution: for PR130L (with a two-pixel resolution element), R ranges from 380 at 1250Å to 40 at 1850Å. The dotted vertical line in each spectrum of Figure 2 depicts the expected observed wavelength of He II IGM absorption for that quasar sightline.

Before turning to a discussion emphasizing ensemble characteristics, a few HST spectral targets warrant further comment. First, the VCV/GALEX quasar Q 1943-1502 at $z = 3.3$,

despite the appearance of its reconnaissance spectrum (Figure 2c), may be a good target for further helium IGM studies. Our ACS spectrum for this object is unfortunately of very poor quality, due to HST pointing issues during this observation. There are no data at all from one orbit, and the other orbit was pointed without the Fine Guidance Sensors. This led to a drift of about $2\text{--}4''$ during individual exposures, giving both poor wavelength calibration and very poor background subtraction (e.g., it is quite plausible that the flux is indeed zero below 1290Å). In addition, the spectra are normalized to the entire exposure time, giving the spectrum an artificially low apparent flux, since the region extracted was exposed only for a shorter time due to drift. However, this object has the highest GALEX broadband flux levels of any of our previously unexplored targets, and has both NUV and FUV detections at > 14 . The actual UV continuum spectral flux is possibly about a factor of 5–10 higher than what is shown in Fig. 2c. Its literature redshift is somewhat uncertain, with Crampton et al. (1997) identifying only a single strong line as H I Ly α , and deriving $z = 3.29$ from this. They implicitly adopt a statistical uncertainty of at least $\Delta z = 0.05$, which we use to mark our UV spectrum, showing that the break we see is indeed consistent with He II Ly α . This object is therefore tentatively another new He II quasar, although we conservatively mark it as uncertain in Table 3 and include it only as EUV bright in subsequent discussion.

Additionally, Figure 3 shows our ACS/SBC prism spectra of SDSS 1614+4859 at $z = 3.8$ and OQ 172 at $z = 3.5$. Both these quasars are recovered in our SDSS/GALEX catalogs of section 2 (and Paper I), and both have earlier but modest S/N HST UV spectra published in the literature. We were motivated by the intriguing results of Zheng et al. (2008) in a similar redshift range of $z = 3.5\text{--}3.8$ to obtain ACS/SBC prism UV spectra of these two quasars with improved S/N near He II Ly α . SDSS 1614+4859 was first identified by Zheng et al. (2005) as a new clean He II quasar; our improved S/N ACS/SBC spectrum shows that it is indeed a very clean sightline, with a marked sharp break at the expected location of He II Ly α . OQ 172 (Jakobsen et al. 1993; Lyons et al. 1995) was amongst the earliest HST targets considered and rejected as a Gunn-Peterson target; again our higher S/N ACS/SBC spectrum (Figure 3) confirms earlier conclusions, with strong absorption (probably due to H I) redward of the expected He II break location. With the availability of these directly comparable ACS/SBC spectra, we are able to also include these two individually interesting cases, where suitable, in the following ensemble considerations (although, for example, exclude them from selection efficiency statistics).

Finally, we note that in the remaining discussions we have uniformly re-reduced all the similar ACS/SBC prism data available for a total of 33 EUV bright quasars; these prism spectra collectively come from Zheng et al. (2008), Paper I, and this paper. These updated and uniform re-reductions also allow us further confidence in the helium character of one additional quasar, SDSS 1319+5202, from Paper I. We now include this quasar as an

additional He II break confirmation (whereas in Paper I, we had labeled it as an uncertain case), because although it does have some redward absorption, there is a sharp, strong break at He II Ly α evident in our current reductions.

4. Discussion

4.1. Selection Efficiency for EUV-Bright Quasars

The high success rate of our Cycle 16 Supplemental HST observations reported here in confirming new EUV-bright quasars (17=29 = 59%) and in finding new He II quasars (12=29 = 41% with He II breaks, and 10=29 = 34% very clean down to He II) again demonstrates the value of our quasar/GALEX cross-correlation catalogs (see also Paper I). Although our new HST targets were not randomly selected, the few-month visibility constraints of HST Cycle 16 Supplemental, combined with the large number of targets, means that the sample discussed herein is somewhat representative of our (SDSS/GALEX) catalog as a whole. Although we preferred higher quality (absence of LLS or DLA in the SDSS spectrum, for example) targets for the HST observations, we also pushed to high redshift (in several cases $z > 4$), and for targets at a variety of redshifts, since we seek a sample to characterize the redshift evolution of He II absorption. To some degree, these two selection effects tend to cancel one another. It should also be noted that our HST reconnaissance targets were selected from the $z > 3:1$ subset of the targets listed in Tables 1 and 2. Lower redshift targets are more likely to be true matches, given their systematically higher flux and lower chance of intervening absorption systems, on average. Thus our 60% prism spectra success rate (for $z > 3:1$ UV-bright objects) is not incompatible with the predicted 70% rate (for $z > 2:78$ objects) found in Section 2 by matching offset catalogs.

When considering the full reconnaissance sample, also including Paper I results, we have observed with HST a total of 39 new targets that also are in our current quasar/GALEX cross-correlation catalogs (Tables 1 and 2) at offsets $r < 3^0$. Of these, 27 (69%) are confirmed with HST as EUV bright, with at least 22 (56%) having He II Ly α breaks, and at least 19 (49%) being clean He II sightlines. (Here we do not include the two previously considered UV-bright quasars, SDSS 1614+4859 and OQ 172, discussed in section 3. We also do not include quasars with $r > 3^0$, of which we have three: two of our He II quasars confirmed in Paper I, and one undetected target from the Cycle 16 Supplemental program. However, if included, they have little effect on the actual percentages.)

Using the 39 HST-observed targets with $r < 3^0$, we may also re-examine the efficacy of our chosen quasar/GALEX match radius in light of the actual results of our ACS/SBC

prism observations. As one would expect, those objects verified to be UV bright from HST tend to have smaller offsets between their SDSS and GALEX positions, but this effect is not large. For example, for the $r < 3^0$ sample, geometrically 50% of random points should be at $r < 2.12^0$. In practice, that region contains 68% of our non-detections, and 85% of our detections. The appearance that the two sets of offset distances are different, but not substantially so, is quantified by a Kolmogorov-Smirnov (KS) test. This shows that the two sets of positional offsets have a 12% chance of being drawn from the same distribution. We thus verify our 3^0 offset limit a reasonable compromise between contamination and inclusiveness (since EUV-bright $z > 2.78$ quasars are still quite rare).

4.2. Ensemble He II Character of EUV-Bright Quasars

For our own primary science interests related to ionized helium in the IGM, a major result of this paper is the end-to-end selection and spectral verification of 12 new He II break quasars (Table 3; all are from SDSS/GALEX/HST). We find clean sightlines, with no obvious absorption redward of He II Ly α , in 10 of these 12 quasars.² Our approximately 34% selection efficiency for clean He II quasars in the current paper is again an order of magnitude better than most previous searches (which typically had yields of order 3-6%). Our improved S/N ACS/SBC prism observations also strongly affirm the Zheng et al. (2005) conclusion that SDSS 1614+4598 is an excellent, clean, helium quasar sightline to $z = 3.8$. Our ACS/SBC prism spectra of SDSS 1614+4859 (this paper) and SDSS 1137+6237 (Paper I) provide further evidence that the strong absorption redward of He II seen in the UV spectrum toward SDSS 1711+6052 (another quasar at similar redshift) is, as argued by Zheng et al. (2008) for other reasons, unlikely to be a universal (and unexpectedly strong) signature of IGM helium reionization. The ten new clean He II quasars selected and verified herein, together with the nine such confirmed He II quasars from Paper I and the earlier SDSS/HST confirmations of Zheng et al. (2004b, 2005, 2008) quintuple the sample of clean sightlines suitable for IGM helium studies. These 21 clean He II quasar sightlines represent significant progress toward a statistical sample for the study of IGM helium, spanning much of the redshift range during which He II reionization is expected to take place (Figure 1).

²The high spectral sensitivity and success rate of the current survey and those of Paper I mean that in addition to finding many clean, high-quality sightlines appropriate for follow-up, we have also found a few objects that, despite having a flux break at He II Ly α , may be of relatively marginal quality for follow-up. However, note that SDSS J1341+0756, despite an intervening LLS, has residual continuum flux comparable with several of our fainter apparently clean sightlines. We cannot rule out LLS in the region between HST and SDSS spectra, 1850(3800Å observed), and this may indeed explain the faintness of some of our objects.

With the beginnings of a statistical sample of He II and other EUV-bright quasars, we perform preliminary stacks of our UV spectra in the quasar rest frame, to initially examine redshift evolution in three different redshift bins (Figure 4). We use all 33 EUV-bright ACS/SBC quasar spectra from the current work, Paper I, and the three earlier Zheng et al. (2005, 2008) cases, and normalize each by its continuum flux in their ACS/SBC prism spectra. Using the ensemble of spectra, we then calculate the median flux value at each wavelength, and bin to the prism resolution of the highest-redshift (lowest-resolution) quasar in each stack. We correct each individual-object prism spectrum for Galactic reddening before stacking, using the analytical formulae of Cardelli et al. (1989) and the dust maps of Schlegel et al. (1998). (We do not attempt to correct for other | e.g., host galaxy | reddening, or aggregate low-column-density H I Ly forest absorption, although these effects could be considered in a statistical sense). Although individual features such as proximity zones, possible EUV emission lines, and possible flux recoveries are important (and will be analyzed in a future paper), the median stacks provide representative ensemble spectra unbiased by a few high S/N cases or by the selection or rejection of particular objects one might consider in mean stacks. The redshift bins here are described in relative terms as low redshift ($3.1 < z < 3.3$), moderate redshift ($3.3 < z < 3.6$), and high redshift ($3.6 < z < 4.1$); this choice of redshift bins is somewhat arbitrary, but allows stacking of 10-12 individual object prism spectra within each bin.

At the low ACS/SBC prism resolution, there is little obvious evidence for dramatic evolution of these binned/median spectra with redshift. Although several of the input objects have noteworthy absorption redward of the He II Ly break, in many cases presumably due to low-redshift hydrogen, the median stack in each redshift bin has a clean break at He II Ly. However, it may be notable that the high-redshift objects individually are more likely than either the low or moderate-redshift objects to have strong absorption redward of He II Ly; see Zheng et al. (2008) for a discussion of several ideas about the origin of such absorption. Further analysis of these and other combinations of stacked He II EUV prism spectra is ongoing. However, a sensitive search for the predicted, more subtle, damped redward absorption profile of He II reionization will likely require quality, higher resolution follow-up UV spectra. Our combined sample of more than twenty He II quasars, spanning a wide redshift range, provides a resource list for such studies, complementary to the (mainly) lower redshift cases emphasized in the studies of the historical He II quasars. Although none of our new cases are as UV bright as the two most luminous and lowest-redshift ($z < 2.9$) historical He II quasars, HS 1700+6416 and HE 2347-4342, some do have far-UV flux comparable to the other two historically well-studied He II quasars, Q 0302-003 and PKS 1935-692. Moreover, most of our new clean He II quasars have far-UV flux within an order of magnitude of Q 0302-003 and PKS 1935-692 (both at $z = 3.2\{3.3$), assuring that quality UV spectra are

feasible in reasonable exposure times with the current generation of UV instruments (COS or STIS on the refurbished HST). The redshift span of our He II quasars will allow follow-up study spanning most of the reionization epoch.

4.3. Other Ensemble Spectral Results for EUV-Bright Quasars

In closing the discussion section, we note that the far UV bright quasars verified in HST reconnaissance may also find use in other ultraviolet studies, from low-redshift H I absorption to EUV quasar emission lines and SEDs. For example, several EUV-bright objects discussed herein appear to have intervening hydrogen absorption systems that, although optically thick, do not completely block all UV flux; these may be of interest for the study of low-redshift LLS. Such low-redshift H I LLS are likely found in the following quasars: 1026+3531 ($z=3.65$) | This object has a clear He II Ly break, but apparently also absorption due to a LLS is at $z=0.9$. This LLS has a column density of roughly $N_{\text{H I}} = 6 \times 10^{17} \text{ cm}^{-2}$, based on an optical depth of $\tau_{\text{LL}} = 3.74^{+0.56}_{-0.32}$. (Uncertainties quoted for the optical depths in this subsection are 68% confidence interval limits, and incorporate only random errors.) The flux below the hydrogen Lyman continuum break is estimated near that break, avoiding possible emission lines and the rise near He II Ly. The $\tau_{\text{H I}}$ flux recovery leads to a factor of ~ 6 recovery by the He II Ly break. 1341+0756 ($z=3.30$) | This object has a clear He II Ly break, but also a dramatic break redward, perhaps due to hydrogen continuum absorption. This possible LLS is at $z=0.9$, and has a column density of roughly $N_{\text{H I}} = 5 \times 10^{17} \text{ cm}^{-2}$, based on an optical depth of $\tau_{\text{LL}} = 3.04^{+0.20}_{-0.15}$. The $\tau_{\text{H I}}$ flux recovery leads to a factor of ~ 5.6 recovery by the He II Ly break. 1445+0958 ($z=3.54$) | This object is OQ 172 discussed in section 3, and targeted by Lyons et al. (1995) with FOS and found to have a strong flux break $\sim 100\text{\AA}$ (observed) redward of He II Ly. Our higher S/N spectrum (Fig. 3) suggests that the flux break is very extended, and the spectrum is consistent with having residual flux down to He II Ly (the Ly break occurs a single pixel from the expected He II Ly position, and thus within instrumental resolution). We concur with Lyons et al. (1995) that the large flux break is due to a hydrogen LLS at $z=0.6$, finding a tentative column density of $N_{\text{H I}} = 7 \times 10^{17} \text{ cm}^{-2}$, based on an optical depth of $\tau_{\text{LL}} = 4.24^{+0.25}_{-0.18}$. We note that Lyons et al. (1995) found no sign of H I Ly absorption around $\sim 1970\text{\AA}$, but their UV sensitivity was low enough to leave this consistent with our column density. With a single-pixel resolution of $\sim 30\text{\AA}$ and extremely low sensitivity, our data can add no constraint at 1970\AA .

In addition to absorption studies, two other aspects of our spectral stacks worth considering are related to EUV quasar emission line and continuum radiation; we also present some initial comments on these aspects as well. It is clear empirically (though also known

theoretically) that He II Ly emission does not dominate the quasar spectrum the way H I Ly does| indeed, it scarcely seems present in the median stacks of Figure 4, though there appear to be individual exceptions to this rule (e.g., see SDSS 1442+ 0920 in Paper I). This result was empirically also seen in the better studied He II quasars with higher S/N spectra (Anderson et al. 1999; Heap et al. 2000; Smette et al. 2002; Fechner et al. 2006; Zheng et al. 2008). (QSO 1157+ 3143 (Reimers et al. 2005) is at $z = 3.0$, which means any He II Ly from the quasar lies in a wavelength region difficult to observe due to geocoronal H I Ly.) There are similarly no other very strong EUV emission lines definitively present in our initial ensemble spectra. However, the ACS/SBC (low and non-linear) prism resolution is not optimal for searches of subtle lines and blends, and individual objects again show some spectral diversity.

For constraints on the EUV (rest-frame) continua, we construct an ensemble spectral stack from our ACS/SBC prism data, similar to Figure 4 but now considering just the 13 objects with clean sightlines (lacking any obvious hydrogen absorption in our ACS prism spectra) and with $z < 3.5$ (to maximize the range of continuum wavelengths sampled). For this preliminary result, we do not correct for aggregate low-column-density H I Ly forest absorption. The ensemble continuum stack we assemble for these 13 quasars extends from 320Å to 410Å (rest-frame). The upper limit comes from the redshift and instrument constraints, while the lower limit is chosen to avoid what appears to be a flux rise near He II Ly, which is conceivably due to blended broad emission lines. From our reddening-corrected ensemble median stack, we derive a preliminary EUV slope of $\beta = 1.57 \pm 0.45$, for $f_{\text{Ly}\alpha} = 0.5$, which agrees with the EUV quasar slope found by Telfer et al. (2002), who looked primarily at somewhat longer wavelengths. (Neither of these results are consistent with the harder EUV slope found by Scott et al. (2004) using FUSE to examine lower luminosity, lower redshift quasars.) Note that there is considerable diversity among individual objects, with individual EUV slopes ranging from $\beta = 3.69 \pm 0.78$ to $\beta = 4.22 \pm 0.26$. Large diversity in slopes is also seen at longer UV wavelengths in optical (observed-frame) spectroscopy (e.g., Davis et al. 2007), although the range we find may be even greater, perhaps due to a greater sensitivity of the EUV region to intrinsic or host-galaxy reddening. (SMC-like extinction, which might describe quasar host galaxies better than Galactic extinction curves (Hopkins et al. 2004), rises even more sharply in the far-UV than does Galactic extinction (Pei 1992).) In any case, such direct ensemble constraints on the quasar EUV slope may find use in modelling He II IGM reionization, as well as radiation emission and absorption processes internal to quasars themselves.

5. Summary and Conclusions

Utilizing recently expanded sky coverage from SDSS DR7 and GALEX GR4+5, we provide an expanded catalog of 428 SDSS quasars at $z > 2.78$ that are likely (70%) associated with GALEX ultraviolet sources, and thus bright in the EUV (rest-frame). These likely EUV-bright quasars may find potential use for a variety of IGM and quasar studies, from EUV quasar SED continua, line emission, and intrinsic absorption lines, to probes of intervening H I at low redshift, as well as the authors' own principal interest in the He II Gunn-Peterson test for the IGM. Our EUV-bright quasar/GALEX catalogs are two orders of magnitude larger than most previous similar dedicated efforts, and double the size of our own previous lists from Paper I.

From our HST Cycle 16 Supplemental program, we herein also report new reconnaissance UV spectral observations with the ACS/SBC prisms for 31 quasars, selected from our optical/UV catalogs to encompass a wide redshift range. These HST observations spectroscopically verify that about 60% are indeed EUV bright. At least 12 new quasars are herein confirmed in our HST prism spectra as having He II breaks, with 10 new very clean sightlines suitable for He II Gunn-Peterson studies. One previously UV-detected quasar at $z = 3.8$ (Zheng et al. 2005) is confirmed at good S/N to be free of any strong absorption all the way down to its clean He II Ly break. Our SDSS/GALEX/HST-reconnaissance selection efficiency for clean sightlines (34%) is an order of magnitude better than most previous similar He II quasar searches; along with the earlier Zheng et al. SDSS/HST confirmations, our combined programs approximately quintuple the number of spectroscopically confirmed He II quasars. This set of new confirmed He II sightlines provides a significant advance toward a sample statistically large enough to average over individual object peculiarity and sightline variance, although additional confirmations are still desirable (e.g., in the higher redshift bins).

We also present preliminary median stacks of our UV HST quasar spectra in three redshift bins. These reveal no dramatic evolution of ensemble He II absorption spectra with redshift, though our low-resolution prism stacks are not optimal for sensitive constraints on subtle features. The median EUV continuum slope is consistent with earlier estimates for high-redshift quasars. A analysis of the ensemble redshift evolution of He II, and detailed analyses of individual He II quasar spectra, would benefit from higher-resolution quality UV follow-up with instruments such as COS and STIS on the refurbished HST. Our sample of new He II quasar sightlines, spanning a substantial redshift range, provides an excellent resource list for such future investigations. Most of these objects are bright enough for good-quality follow-up, and although none are as bright as the very luminous $z < 3$ HS 1700+6416 or HE 2347-4342, they allow study of the interesting $z = 3\text{--}4$ region, where the vast majority

of He II reionization took place.

In closing we note that in contrast to hydrogen reionization, helium reionization may be expected to show very strong fluctuations, as the reionization source for helium is thought to be rare, bright quasars. Some models predict that this will lead to helium transmission windows present in the IGM even during the early stages of helium reionization (Furlanetto 2008), as opposed to the hydrogen case where Gunn-Peterson troughs are primarily sensitive to the very latest stages of reionization. Apart from these fluctuations in ionizing flux, theoretical work shows that IGM density fluctuations allow He II Gunn-Peterson troughs to constrain neutral fractions much higher than experience with hydrogen would otherwise suggest, to $x_{\text{He II}} \sim 1\%$ for He II Ly and $\sim 10\%$ for higher order lines, as opposed to $x_{\text{H I}} \sim 0.001\%$ for hydrogen (McQuinn 2009). As He II reionization is theoretically predicted to occur in the redshift range $3 < z < 4$ (Sokasian et al. 2002), with overlap of He III regions possibly occurring as early as $z \sim 4$ (Wyithe & Loeb 2003), higher redshift He II quasars ($z \sim 3.2-3.5$), such as those identified here, should prove useful in providing long sightlines to study the evolution of the IGM as reionization progresses. The expected strong helium IGM fluctuations also demand that large numbers of sightlines are necessary for confident statistical conclusions, an expectation strengthened by the diversity we find in individual EUV spectra for our more than twenty He II quasar sightlines explored in reconnaissance.

We gratefully acknowledge support from NASA/GALEX Guest Investigator grants NNG 06GD 03G and NNX 09AF 91G. Support for HST Program numbers 10907, 11215, and 11982 was provided by NASA through grants from the Space Telescope Science Institute, which is operated by the Association of Universities for Research in Astronomy, Incorporated, under NASA contract NAS5-26555.

Funding for the SDSS and SDSS-II has been provided by the Alfred P. Sloan Foundation, the Participating Institutions, the National Science Foundation, the U.S. Department of Energy, the National Aeronautics and Space Administration, the Japanese Monbukagakusho, the Max Planck Society, and the Higher Education Funding Council for England. The SDSS Web Site is <http://www.sdss.org/>.

The SDSS is managed by the Astrophysical Research Consortium for the Participating Institutions. The Participating Institutions are the American Museum of Natural History, Astrophysical Institute Potsdam, University of Basel, University of Cambridge, Case Western Reserve University, University of Chicago, Drexel University, Fermilab, the Institute for Advanced Study, the Japan Participation Group, Johns Hopkins University, the Joint Institute for Nuclear Astrophysics, the Kavli Institute for Particle Astrophysics and Cosmology, the Korean Scientist Group, the Chinese Academy of Sciences (LAMOST), Los Alamos National

Laboratory, the Max-Planck-Institute for Astronomy (MPA), the Max-Planck-Institute for Astrophysics (MPA), New Mexico State University, Ohio State University, University of Pittsburgh, University of Portsmouth, Princeton University, the United States Naval Observatory, and the University of Washington.

REFERENCES

- Abazajian, K. et al. 2009, *ApJS*, 182, 543
- Adelman-McCarthy, J.K., et al. 2008, *ApJS*, 175, 297
- Agafonova, I. I., Centurion, M., Levshakov, S. A., & Molero, P. 2005, *A & A*, 441, 9
- Agafonova, I. I., Levshakov, S. A., Reimers, D., Fechner, C., Tytler, D., Simcoe, R. A., & Songaila, A. 2007, *A & A*, 461, 893
- Anderson, S. F., Hogan, C. J., & Williams, B. F. 1999, *AJ*, 117, 56
- Becker, G. D., Rauch, M., & Sargent, W. L. W. 2007, *ApJ*, 662, 72
- Bernardi, M. et al. 2003, *AJ*, 125, 32
- Bolton, J. S., & Haehnelt, M. G. 2007, *MNRAS*, 374, 493
- Bolton, J. S., Oh, S. P., & Furlanetto, S. R. 2009, *MNRAS*, 396, 2405
- Budavari, T., et al. 2009, *ApJ*, 694, 1281
- Cardelli, J. A., Clayton, G. C., & Mathis, J. S., 1989, *ApJ*, 345, 245
- Crampton, D., Gussie, G., Cowley, A. P., & Schmidtke, P. C. 1997, *AJ*, 114, 2353
- Davidson, A. F., Kriss, G. A., & Zheng, W. 1996, *Nature*, 380, 47
- Davis, S. W., Woo, J.-H., & Blaes, O. M. 2007, *ApJ*, 668, 682
- Dunkley, J. et al. 2009, *ApJS*, 180, 306
- Fan, X., Carilli, C. L., & Keating, B. 2006, *ARA & A*, 44, 415
- Faucher-Giguere, C. A.; Prochaska, J. X., Lidz, A., Hernquist, L., & Zaldarriaga, M. 2008, *ApJ*, 681, 831
- Fechner, C. et al. 2006, *A & A*, 455, 91

- Fukugita, M., Ichikawa, T., Gunn, J. E., Doi, M., Shimasaku, K., & Schneider, D. P. 1996, *AJ*, 111, 1748
- Furlanetto, S., 2008, *ApJ*, in press (arXiv: 0812.3411)
- Gunn, J. E. & Peterson, B. A. 1965, *ApJ*, 142, 1633
- Gunn, J. E., et al. 1998, *AJ*, 116, 3040
- Gunn, J. E., et al. 2006, *AJ*, 131, 2332
- Heap, S. R., Williger, G. M., Smette, A., Hubeny, I., Sahu, M. S., Jenkins, E. B., Tripp, T. M., Winkler, J. N. 2000 *ApJ*, 534, 69
- Hogan, C. J., Anderson, S. F., & Rutgers, M. H. 1997, *AJ*, 113, 1495
- Hogg, D. W., Finkbeiner, D. P., Schlegel, D. J., & Gunn, J. E. 2001, *AJ*, 122, 2129
- Hopkins, P. F. et al. 2004, *AJ*, 128, 1112
- Home, K. 1986, *PASP*, 98, 609
- Ivezic, Z., et al. 2004, *AN*, 325, 583
- Jakobsen, P. et al. 1993, *ApJ*, 417, 528
- Jakobsen, P., Boksenberg, A., Deharveng, J. M., Greeneld, P., Jedrzejewski, R., & Paresce, F. 1994, *Nature*, 370, 35
- Kin, T. S., Carswell, R. F., Cristiani, S., D'Ondorico, S., & Gallongo, E. 2002, *MNRAS*, 335, 555
- Kriss, G. et al. 2001, *Science*, 293, 1112
- Kummel, M., Walsh, J. R., Pirzkal, N., Kuntschner, H., & Pasquali, A. 2009, *PASP*, 121, 59
- Lupton, R. H., Gunn, J. E., & Szalay, A. 1999, *AJ*, 118, 1406
- Lyons, R. W., Cohen, R. D., Junkkarinen, V. T., Burbidge, E. M., & Beaver, E. A. 1995, *AJ*, 110, 1544
- Maclau, P. & Rees, M. J. 2000, *ApJ*, 542, 69
- McQuinn, M. 2009, *ApJ*, submitted (arXiv: 0905.0481)

- McQuinn, M., Lidz, A., Zaldarriaga, M., Hernquist, L., Hopkins, P.F., Dutta, S., & Faucher-Giguere, C.-A. 2009, *ApJ*, 694, 842
- Meiksin, A.A. 2007, *Reviews of Modern Physics*, in press (arXiv:0711.3358)
- Miralda-Escude, J. 1998, *ApJ*, 501, 15
- Morrissey, P. et al. 2007, *ApJS*, 173, 682
- Paschos, P., Norman, M.L., Bordner, J.O., & Harkness, R. 2007, arXiv:0711.1904
- Pier, J.R., Munn, J.A., Hindsley, R.B., Hennessy, G.S., Kent, S.M., Lupton, R.H., & Ivezić, Z. 2003, *AJ*, 125, 1559
- Pei, Y.C. 1992, *ApJ*, 395, 130
- Reimers, D., Kohler, S., Wisotzki, L., Groote, D., Rodriguez-Pascual, P., & Wamsteker, W. 1997, *A & A*, 327, 890
- Reimers, D., Fechner, C., Hagen, H.-J., Jakobsen, P., Tytler, D., & Kirkman, D. 2005, *A & A*, 442, 63
- Richards, G.T. et al. 2002, *AJ*, 123, 2945
- Schlegel, D.J., Finkbeiner, D.P., & Davis, M. 1998, *ApJ*, 500, 525
- Schneider, D.P. 2007, *AJ*, 134, 102
- Scott, J.E., Kriess, G.A., Brotherton, M., Green, R.F., Hutchings, J., Shull, J.M., & Zheng, W. 2004 *ApJ*, 615, 135
- Shull, J.M., Tumlinson, J., Giroux, M.L., Kriess, G.A., & Reimers, D. 2004, *ApJ*, 600, 570
- Smette, A., Heap, S.R., Williger, G.M., Tripp, T.M., Jenkins, E.B., & Songaila, A. 2002, *ApJ*, 564, 542
- Smith, J.A. et al. 2002, *AJ*, 123, 2121
- Sokasian, A., Abel, T., & Hernquist, L. 2002, *MNRAS*, 332, 601
- Songaila, A., & Cowie, L.L. 1996, *AJ*, 112, 335
- Stoughton, C. et al. 2002, *AJ*, 123, 485
- Syphers, D. et al. 2009, *ApJ*, 690, 1181

- Telfer, R. C., Zheng, W., Kriss, G. A., & Davidsen, A. F. 2002, *ApJ*, 565, 773
- Theuns, T. et al. 2002, *ApJ*, 574, L111
- Titley, E. R. & Meiksin, A. 2007, *MNRAS*, 380, 1369
- Totani, T., Kawai, N., Kosugi, G., Aoki, K., Yamada, T., Iye, M., Ohta, K., & Hattori, T. 2006, *PA SJ*, 58, 485
- Veron-Cetty, M.-P. & Veron, P. 2006, *A & A*, 455, 773
- White, R. L., Becker, R. H., Fan, X., & Strauss, M. A. 2003, *AJ*, 126, 1
- Wyithe, J. S. B. & Loeb, A. 2003, *ApJ*, 586, 693
- York, D. G. et al. 2000, *AJ*, 120, 1579
- Zheng, W. et al. 2004a, *ApJ*, 605, 631
- Zheng, W., Chiu, K., Anderson, S. F., Schneider, D. P., Hogan, C. J., York, D. G., Burles, S., & Brinkmann, J. 2004b, *AJ*, 127, 656
- Zheng, W. et al. 2005, in *Probing Galaxies through Quasar Absorption Lines*, Proceedings IAU Colloquium 199, ed. P. R. Williams, C. Shu, & B. Menard, (Cambridge: Cambridge Press), 484
- Zheng, W. et al. 2008, *ApJ*, 686, 195

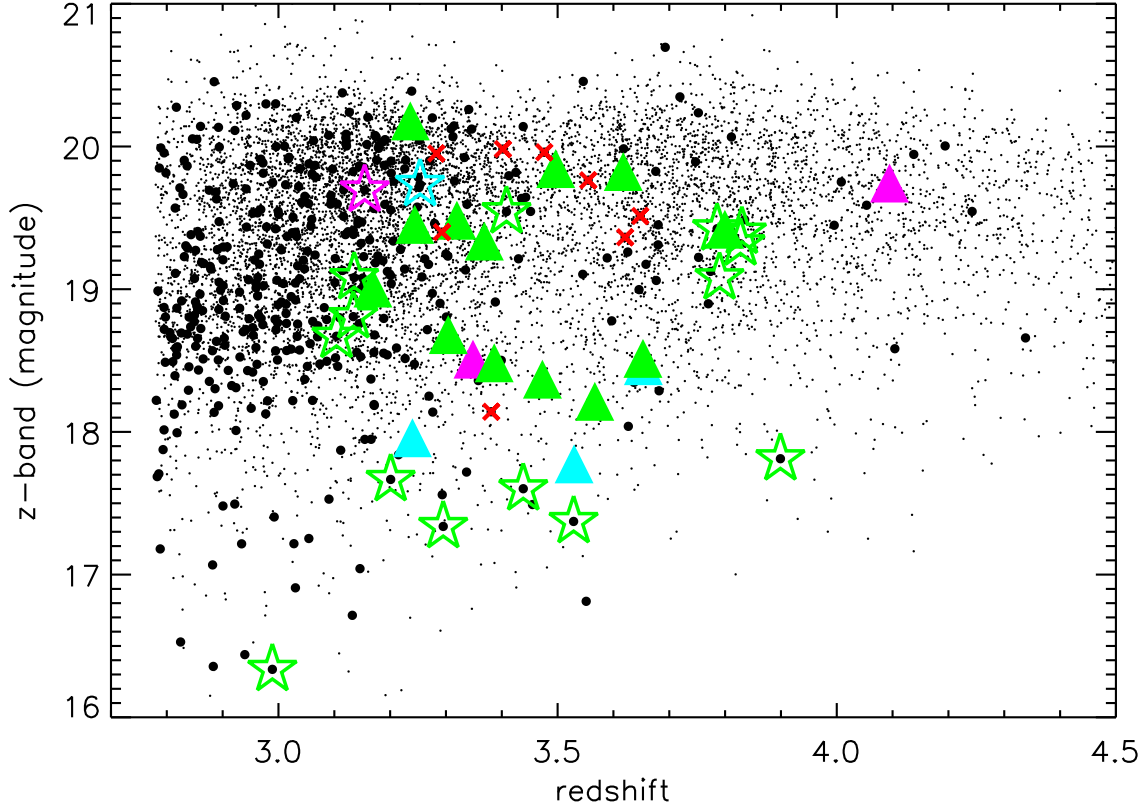


Fig. 1. | A portion of the redshift-magnitude diagram for SDSS DR7 quasars (small black points). Larger black circles indicate the 428 matches to GALEX GR4+5 UV sources discussed in section 2. Solid triangles indicate the 18 SDSS quasars considered in the current paper to be far-UV bright, while open stars indicate observations from the literature (including Paper I). The symbols have the following color coding: green indicates those objects with a statistically significant flux break at He II Ly α (including two that also have strong redward absorption, as noted in Table 3), cyan those for which we can neither clearly detect such a flux break nor strongly rule it out (due to strong redward absorption or various calibration uncertainties), and magenta those whose flux clearly breaks to statistically zero at a wavelength redward of He II Ly α (due to intervening absorption). Small red x's indicate objects in our SDSS/GALEX catalog targeted but not detected by ACS/SBC in either the program of the current paper or those of Paper I. Three additional SDSS/GALEX matches (not shown here) lie at $z = 4.5\{5.1$. We obtained HST prism observations for two of these, but neither is considered as far-UV bright.

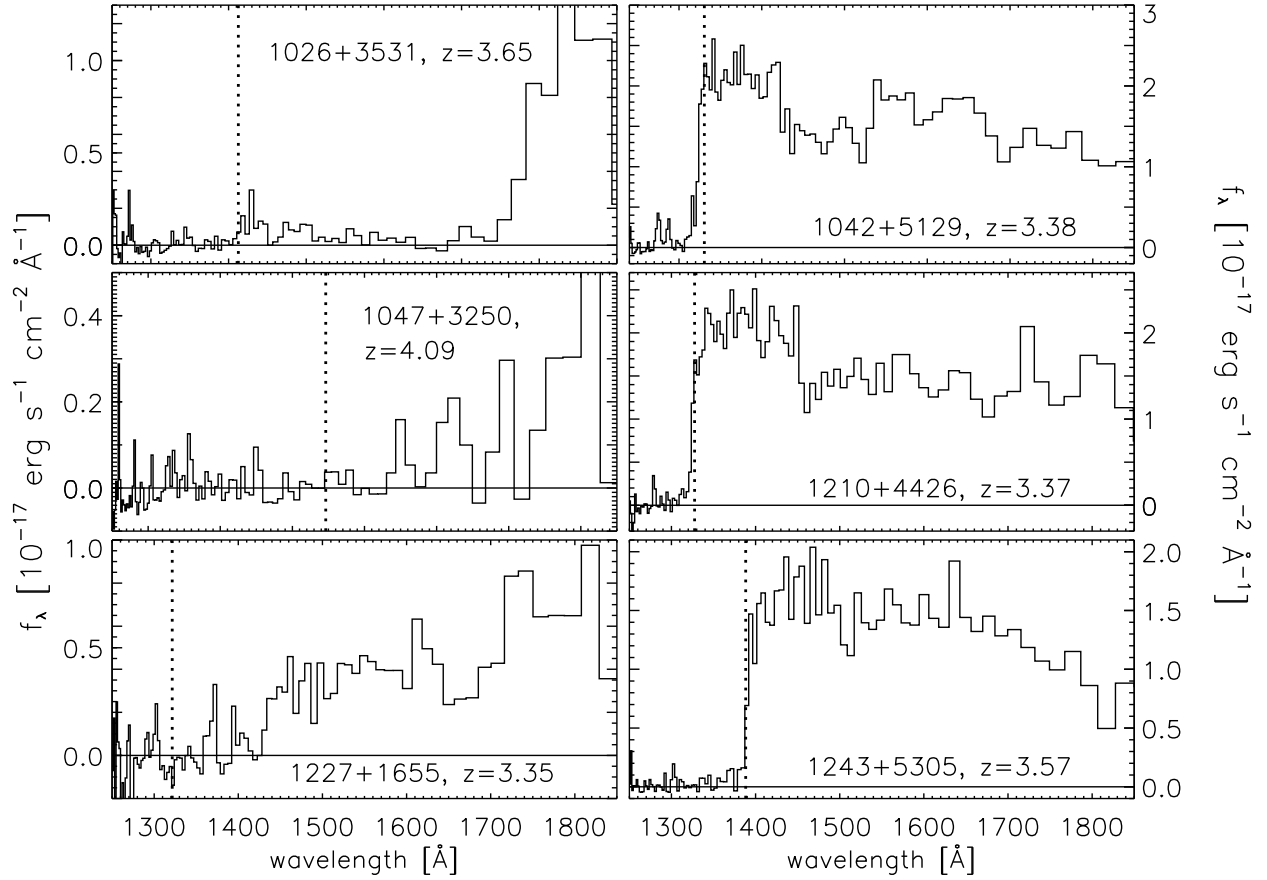


Fig. 2a. | ACS spectra for the first 6 new far-UV bright quasar discoveries listed in Table 3. The vertical dotted line shows the anticipated position of He II Ly α for the quasar redshift. The horizontal solid line indicates zero flux. Spectra are displayed such that one spectral resolution element corresponds to two plotted bins.

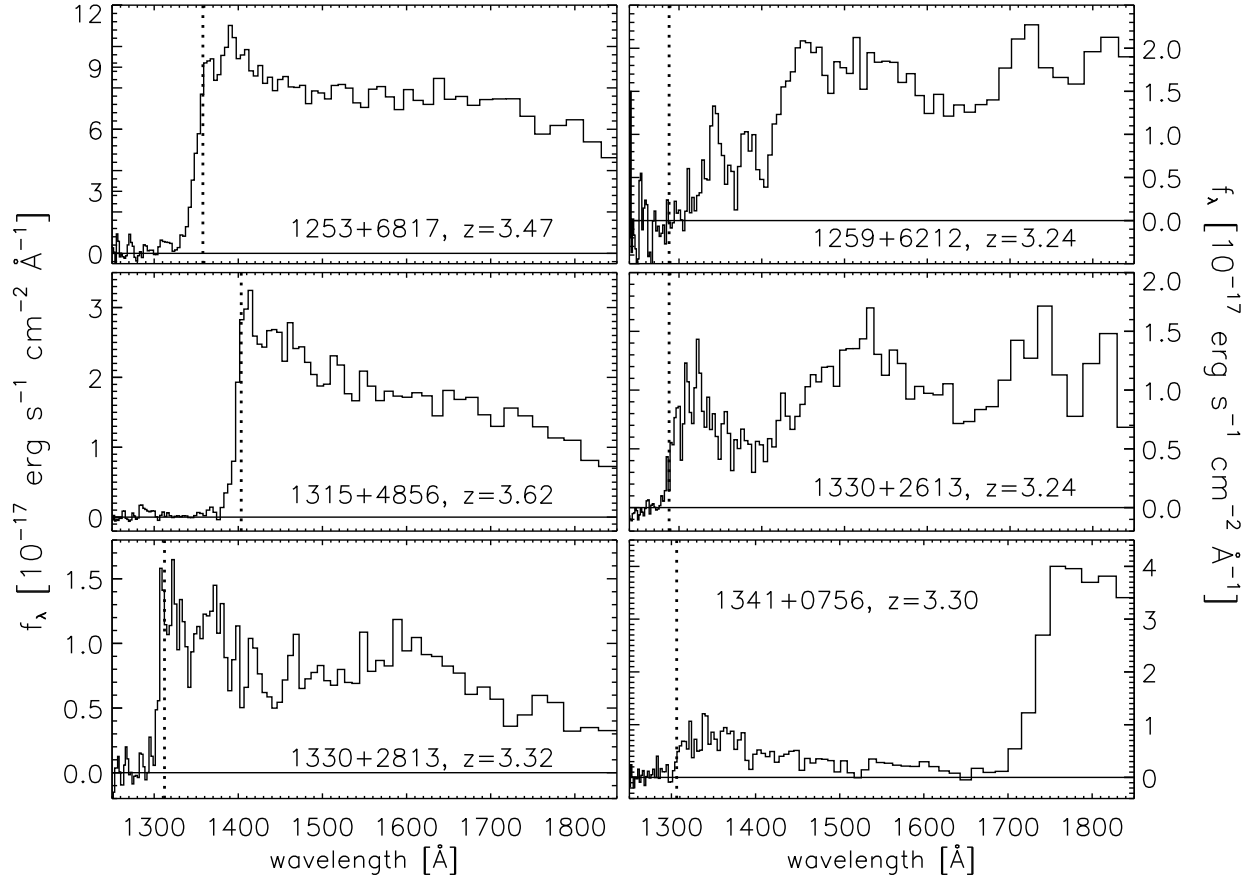


Fig. 2b. | ACS spectra for the second 6 new far UV bright quasar discoveries listed in Table 3. The vertical dotted line shows the anticipated position of He II Ly for the quasar redshift. The horizontal solid line indicates zero flux. Spectra are displayed such that one spectral resolution element corresponds to two plotted bins.

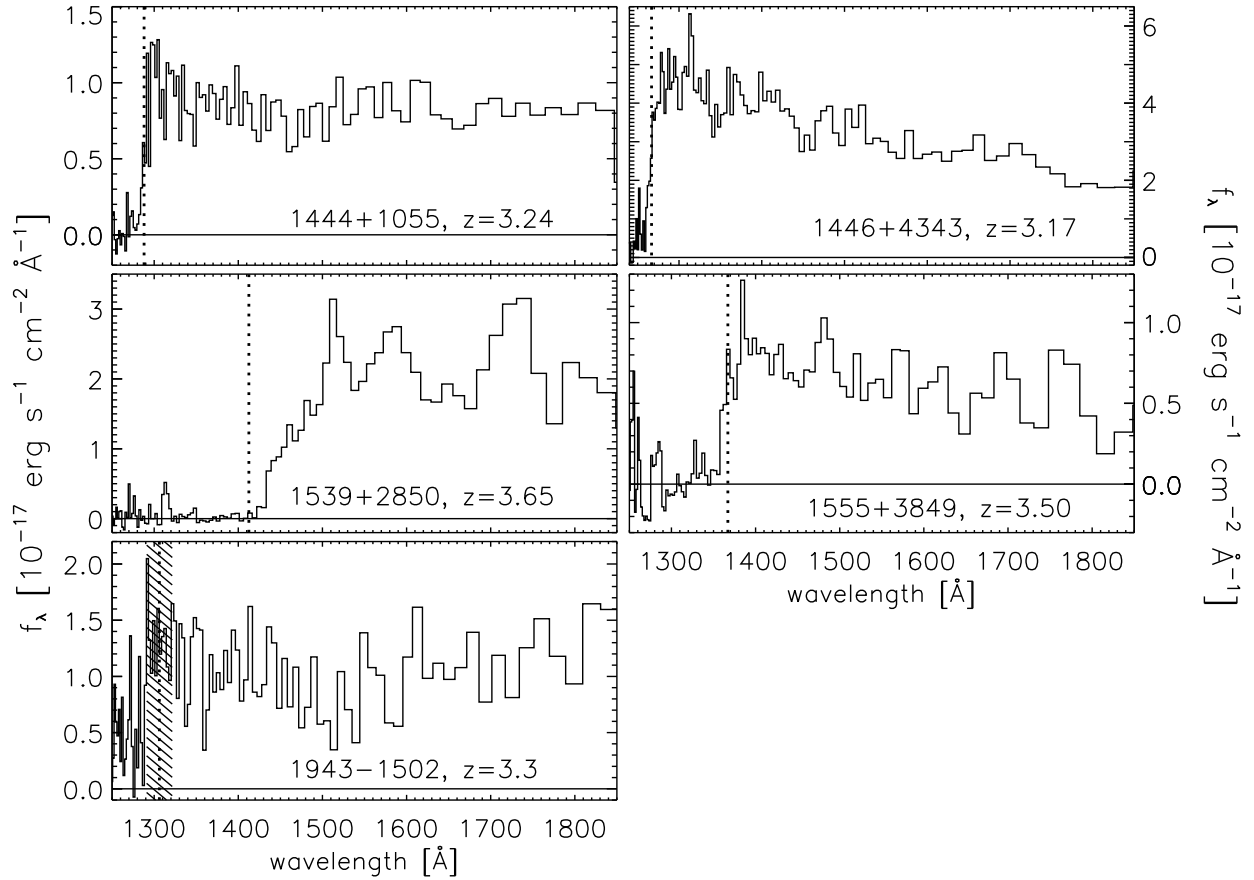


Fig. 2c. | ACS spectra for the last 5 new far UV-bright quasar discoveries listed in Table 3. The vertical dotted line shows the anticipated position of He II Ly α for the quasar redshift. The horizontal solid line indicates zero flux. Spectra are displayed such that one spectral resolution element corresponds to two plotted bins. For Q 1943-1502: the shaded region of the plot shows the rough statistical uncertainty in the optical redshift; this UV spectrum has poor background subtraction, and the continuum flux is systematically underestimated, as discussed in section 3.

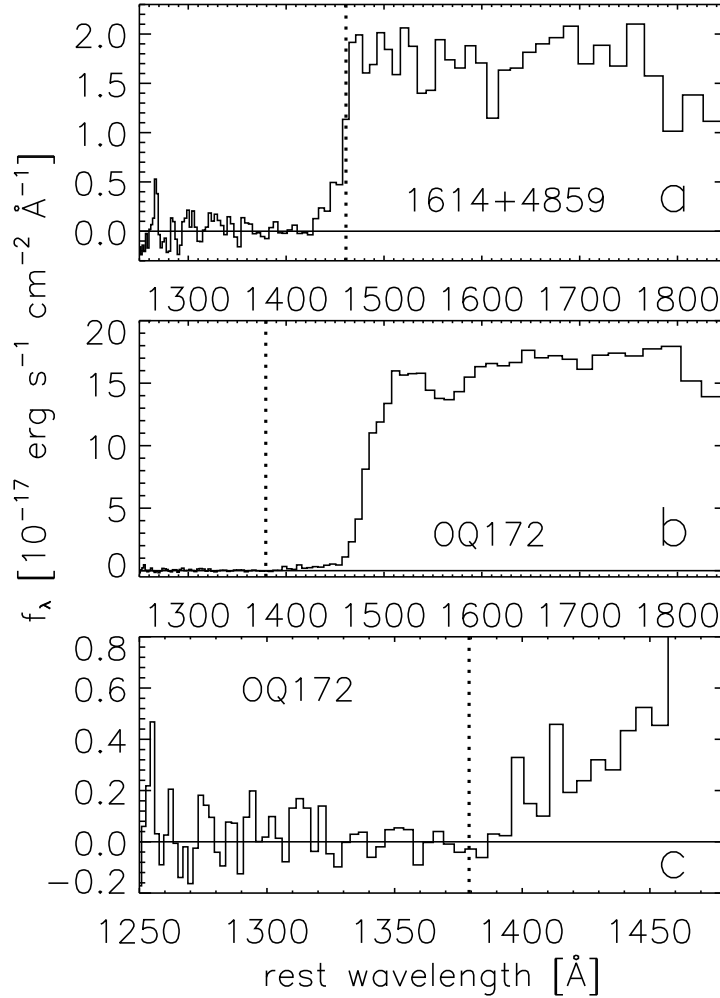


Fig. 3. | ACS spectra for two previously considered He II quasar candidates observed here at higher S/N. The vertical dotted line shows the anticipated position of He II Ly α for the quasar redshift. The horizontal solid line indicates zero flux. Spectra are displayed with two plotted bins per spectral resolution element. (a) 1614+4859 ($z = 3.81$), formerly observed at lower S/N by Zheng et al. (2005), and here strongly verified to be a very clean He II sightline to high redshift. (b) 1445+0958, OQ172 ($z = 3.54$), observed with HST/FOS by Lyons et al. (1995), who noted the strong flux break strongly reinterpreted here to likely be due to low-redshift H I. OQ172 was also observed with HST/FOS by Jakobsen et al. (1993), who detected the continuum but found it unfeasible to obtain trustworthy data below 1550Å (observed). (c) A closer view of our OQ172 spectrum, which shows that although the intervening (H I) system is optically thick, the more sensitive ACS/SBC prism can detect flux down to very near He II Ly α .

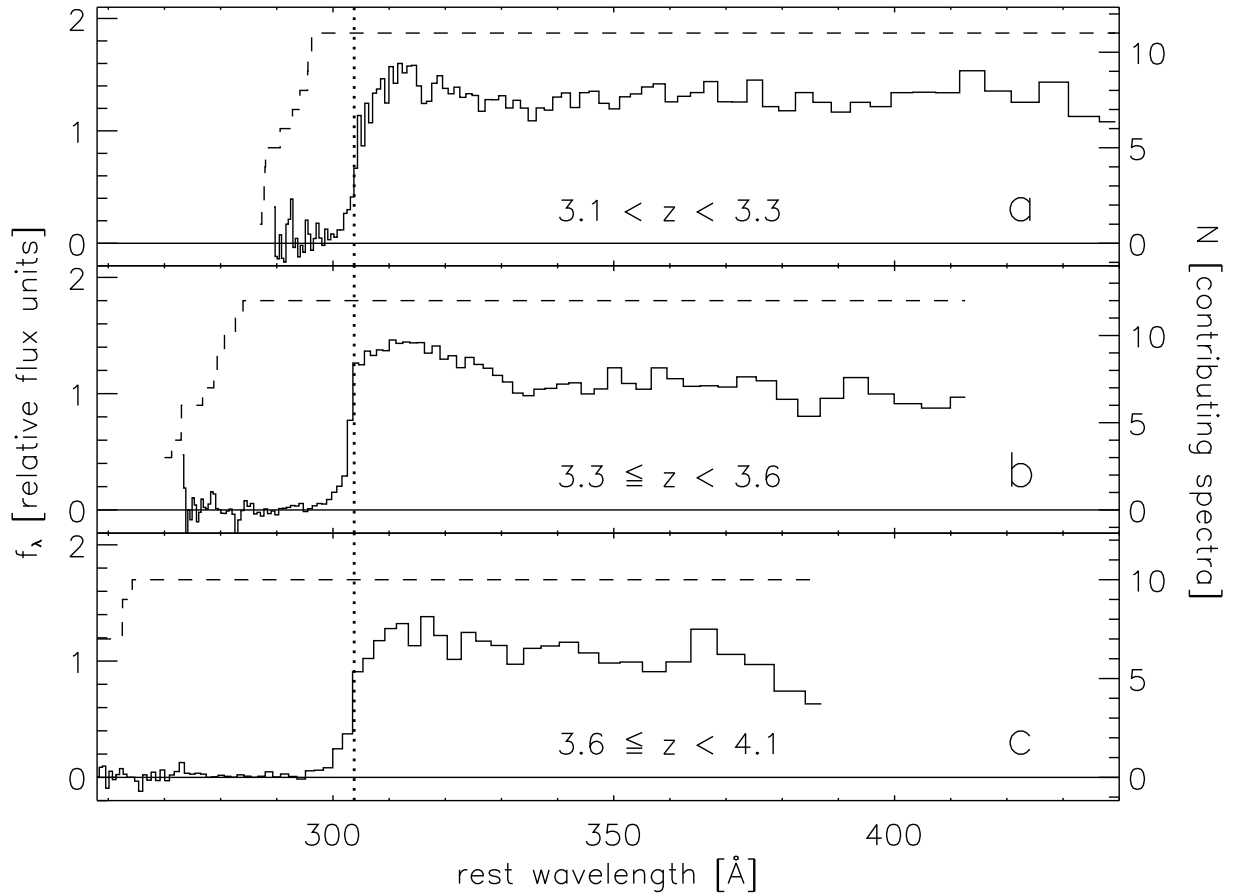


Fig. 4. | Median rest-frame stacks of 33 EUV-bright quasar spectra observed with ACS/SBC prisms, including the 19 quasars of Table 3 in this paper, 12 EUV bright HST detections from Paper I, and two cases from Zheng et al. (2008). The solid line is the median quasar spectrum, the dashed line indicates the number of coadded spectra used in the stack at each wavelength, the vertical dotted line indicates the location of He II Ly, and the horizontal solid line indicates zero flux. Spectra are binned to the resolution of the highest redshift (lowest resolution) quasar in the stack. (a) Low redshift median stack; 11 objects with $3.1 < z < 3.3$. (b) Moderate redshift median stack; 12 objects with $3.3 \leq z < 3.6$. (c) High redshift median stack; 10 objects with $3.6 \leq z < 4.1$.

Table 1. Catalog of Candidate EUV-Bright SDSS/GALEX Quasars

Name	RA (J2000)	Dec (J2000)	Redshift	z-band (mag)	NUV _{ux} (10 ⁻¹⁷) ^a	FUV _{ux} (10 ⁻¹⁷) ^a	Insp. ^b	Obs. ^c
SDSSJ000303.35-105150.7	0.763943	-10.864079	3.65	19.00	0.69	3.19	10	0
SDSSJ000316.39-000732.4	0.818289	-0.125675	3.18	19.99	3.61		0	0
SDSSJ001132.02-000541.6	2.883429	-0.094896	2.89	19.68	0.83		0	0
SDSSJ001626.54+003632.4	4.110588	0.609013	3.23	20.10	2.03		2	0
SDSSJ002223.94+355717.9	5.599748	35.954968	3.09		2.52	8.71	0	0
SDSSJ003017.11+005358.9	7.571309	0.899689	2.83	19.90		0.73	0	0
SDSSJ003420.62-010917.3	8.585921	-1.154819	2.85	20.05	1.73		0	0
SDSSJ003828.89-010216.0	9.620364	-1.037765	3.43	19.21	0.54		0	0
SDSSJ003939.96+152720.5	9.916517	15.455681	2.86	18.97		2.80	0	0
SDSSJ004323.43-001552.6	10.847631	-0.264620	2.81	18.12	8.98		8	0
SDSSJ005215.65+003120.5	13.065205	0.522370	2.85	19.08	3.29	5.77	7	0
SDSSJ005401.48+002847.8	13.506173	0.479941	3.41	19.80	3.91	6.93	3	0
SDSSJ005653.25-094121.8	14.221886	-9.689381	3.25	19.73	3.50		0	1

Note. | This table is available in its entirety in a machine-readable form in the online journal. A portion is shown here for guidance regarding its form and content.

^aerg s⁻¹ cm⁻² Å⁻¹, from GALEX

^bThe numeric inspection_{ag} denotes possible problem with the object. The individual values are: 1 for a very near neighbor in the SDSS in age, 2 for a probable LLS or DLA in the SDSS spectrum, 4 for a BAL, and 8 for a possible BAL. These individual ags are additive for a given object (e.g., 6 denotes a BAL with an LLS or DLA).

^cThe observation_{ag} is 0 if the object has not been observed with HST, 1 if it has been observed with FUV (to near 304 Å rest) spectroscopy through HST Cycle 16 Supplemental, 2 if it has been observed less conclusively (NUV spectroscopy, UV imaging, or pre-CO STAR observation), and 3 if it is a planned target for HST Cycle 17 observation.

Table 2. Catalog of Candidate EUV-Bright (non-SDSS) VCV/GALEX Quasars

Name	RA (J2000)	Dec (J2000)	Redshift	V ^a (mag)	NUV _{ux} (10 ⁻¹⁷) ^b	FUV _{ux} (10 ⁻¹⁷) ^b	Obs. ^c
TEX0004+139	1.7396	14.2628	3.2	19.90	4.00	6.76	0
Q0016-3936	4.7992	-39.3278	3.	*19.79	22.16	30.82	0
Q0016-3941	4.8425	-39.4058	2.96	*19.68	2.77		0
2QZJ002416-3149	6.0675	-31.8289	2.846	*20.24	2.31	4.36	0
Q0023-4013	6.5912	-39.9514	3.	*19.64	3.04		0
Q0026-3934	7.1929	-39.3050	2.91	*19.59	1.50		0
2QZJ002855-2937	7.2317	-29.6200	2.785	*19.84	1.85		0
Q0027-4132	7.4904	-41.2589	2.79	*19.70	3.89		0
2QZJ003130-3033	7.8750	-30.5558	2.811	*19.16	1.18		0
2QZJ003447-3048	8.6967	-30.8033	2.785	*19.97	5.30	4.23	0

Note. | This table is available in its entirety in a machine-readable form in the online journal. A portion is shown here for guidance regarding its form and content.

^aV magnitude unless otherwise marked as: photographic (*), red (R), infrared (I), or photographic O-plates (O).

^berg s⁻¹ cm⁻² Å⁻¹, from GALEX

^cThe observation flag is 0 if the object has not been observed with HST, 1 if it has been observed with FUV (to near 304 Å rest) spectroscopy through HST Cycle 16 Supplemental, 2 if it has been observed less conclusively (NUV spectroscopy, UV imaging, or pre-COSTAR observation), and 3 if it is a planned target for HST Cycle 17 observation.

Table 3. Quasars/Sightlines with Continuing ACS Reconnaissance UV Spectra

Name	RA (J2000)	Dec (J2000)	Redshift	NUV _{ux} (10 ⁻¹⁷) ^a	FUV _{ux} (10 ⁻¹⁷) ^a	Exp. Time (s)	Obs. Date	He II Ly break
SD SSJ102646.03+ 353145.4	156.691790	35.529284	3.65	3.04	...	4225	2009 Apr 17	yes ^b
SD SSJ104255.97+ 512936.3	160.733200	51.493418	3.39	...	7.32	4310	2009 Mar 9	yes
SD SSJ104757.70+ 325023.5	161.990430	32.839871	4.09	0.83	...	2895 ^c	2009 Apr 17	no
SD SSJ121019.97+ 442652.4	182.583190	44.447877	3.37	0.73	2.63	4245	2009 Feb 24	yes
SD SSJ122752.02+ 165522.7	186.966740	16.922978	3.35	2.46	...	4195	2009 Mar 4	no
SD SSJ124306.56+ 530522.1	190.777330	53.089473	3.57	1.88	7.39	4310	2009 Apr 26	yes
SD SSJ125353.71+ 681714.2	193.473810	68.287265	3.47	3.62	6.76	4470	2009 Mar 30	yes
SD SSJ125903.26+ 621211.7	194.763590	62.203247	3.24	2.62	7.35	4395	2009 Mar 29	?
SD SSJ131536.57+ 485629.1	198.902390	48.941427	3.62	...	5.63	4275	2009 Apr 26	yes
SD SSJ133019.14+ 261337.7	202.579770	26.227148	3.24	1.93	9.33	4205	2009 Mar 11	yes
SD SSJ133022.77+ 281333.2	202.594860	28.225881	3.32	...	6.52	4205	2009 Mar 6	yes
SD SSJ134142.04+ 075639.2	205.425180	7.944210	3.30	4.18	...	4175	2009 Mar 31	yes ^b
SD SSJ144436.69+ 105549.9	221.152860	10.930520	3.24	...	8.67	4185	2009 Apr 7	yes
SD SSJ144516.47+ 095836.1	221.318610	9.976696	3.54	15.93	18.70	4175	2009 Apr 12	?
SD SSJ144623.01+ 434308.7	221.595870	43.719091	3.17	2.12	8.28	4245	2009 Apr 9	yes
SD SSJ153930.24+ 285035.4	234.876020	28.843156	3.65	2.32	8.98	1600 ^d	2009 Apr 8	?
SD SSJ155531.64+ 384924.9	238.881850	38.823579	3.50	...	4.74	4225	2009 Mar 5	yes
SD SSJ161426.82+ 485958.7	243.611730	48.999644	3.81	1.98	3.22	4275	2009 Apr 7	yes
Q J1943.9-1502	295.9950	-15.0469	3.3 ^e	6.88	13.03	2110 ^d	2009 May 3	?

^aerg s⁻¹ cm⁻² Å⁻¹, from GALEX

^bMay not be suitable for follow-up, despite the He II break, because of substantial UV absorption redward of the break as well.

^cThis quasar had two particularly noisy or misaligned sub-exposures. Our analysis does not use these sub-exposures, nor have they been included in the tabulated exposure time.

^dDue to problems acquiring guide stars, there is only one orbit of HST observations for these objects.

^eUncertain, as it is based on a single line.