

Predicted thermal superluminescence in low–pressure air

A.R. Aramyan,^{1,*} K.P. Haroyan,¹ G.A. Galechyan,¹ N.R. Mangasaryan,² and H.B. Nersisyan³

¹Laboratory of Plasma Physics, Institute of Applied Problems of Physics,
Hrachya Nersessian str. 25, 375014 Yerevan, Armenia

²Department of physics, Russian–Armenian University, H. Emin str. 127, 375012 Yerevan, Armenia

³Division of Theoretical Physics, Institute of Radiophysics and Electronics, 378410 Ashtarak, Armenia
(Dated: February 13, 2022)

It is shown that due to the dissociation of the molecular oxygen it is possible to obtain inverted population in low pressure air by heating. As a result of the quenching of the corresponding levels of the atomic oxygen the thermal superluminescent radiation is generated. It has been found that the threshold of the overpopulation is exceeded at the air temperature $2300 \lesssim T \lesssim 3000$ K. Using this effect a possible mechanism for the generation of the flashes of the radiation in air observed on the airframe of the space shuttle during its descent and reentry in the atmosphere is suggested.

PACS numbers: 32.80.Ee, 52.20.Hv, 94.05.Hk, 78.60.Kn

In Ref. [1] the influence of the acoustic vortical motion on the spectrum of the optical emission from the gas–discharge of argon at relatively high pressure has been experimentally studied. The filling of the atomic levels of argon under influence of acoustic wave has been analyzed. During the experiment the following picture has been observed. In several second after turning–off the acoustic wave at the distinct sections of the discharge tube the flashes of light have been observed during several minutes. It has been shown that the radiation is monochromatic and has superluminescent origin. The reason of this effect is the quenching of the highly excited Rydberg states which result in the inverted population of the atomic levels. In this experiment the Rydberg atoms are formed due to the intense dissociative recombination of electrons and molecular ions which is virtually the only process of bulk neutralization of charged particles in the gas–discharge plasma at sufficiently high pressures ($p > 10$ mm Hg) [2]. In this Letter we consider the relatively low pressures (~ 1 mm Hg) when the Rydberg atoms are formed by thermal dissociation and propose a possible mechanism for generation of the superluminescent radiation by heating of air. Based on this effect we show that the light flashes observed during the descent of the space shuttle Columbia (see, e.g., [3]) are a result of the strong heating of air which induces thermal superluminescence.

It is known that during the descent of the space shuttle and its reentry in the atmosphere the airframe is heated up to the temperatures 2000 – 3000 K. Under such conditions the flashes of the radiation are observed which is described in detail in Ref. [3]. A frame-by-frame study of the video-recording of the flashes indicates (see Fig. 1) that they are of orange color with the duration about ~ 80 ms and have an asymmetrical temporal evolution, i.e. a steep front and a long tail (Fig. 2). Such temporal shape of the intensity indicates that the radiation is of stimulated nature.

For the formation of superluminescence it is imperative to invoke an overpopulation of the atomic levels which are responsible for the radiation [4]. Let us consider a possible




FIG. 1: (Color online) Frame-by-frame evolution of the flash propagation. a) 0 ms, b) 40 ms, c) 80 ms, d) 120 ms, e) 160 ms, f) 200 ms.

mechanism for the formation of a level overpopulation due to the heating of air. For this purpose one has to study the possibility of the formation of highly excited Rydberg states of atoms in a heated air medium.

Consider a dissociative equilibrium in molecular (diatomic) gases i.e. an equilibrium between atoms (A) and molecules (A_2) in the heated air which results from the reaction



It is known that the densities of the particles which are involved in the reaction (1) obey the equations which are similar to the Saha equation [5, 6]. The densities of atoms (n_A) and molecules (n_{A_2}) which are formed and destructed due to the dissociation, can be found using the mass

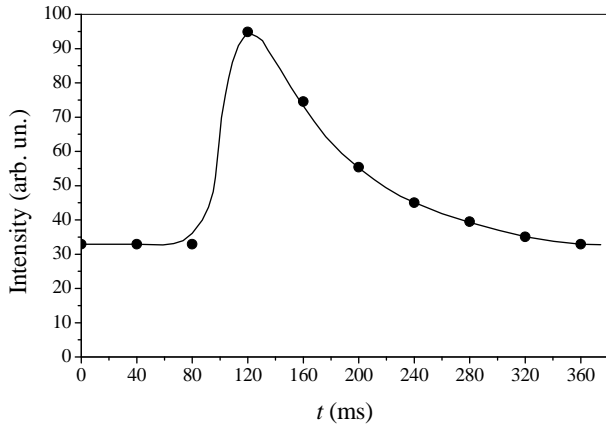


FIG. 2: The radiation intensity of the flashes as a function of time.

action low [5, 6]

$$\frac{n_A^2}{n_{A_2}} = K_A = \frac{g_A^2}{g_{A_2}} \frac{\omega_{A_2}}{8J_{A_2}} \left(\frac{m_A^3}{\pi^3 \kappa T} \right)^{1/2} e^{-D_{A_2}/\kappa T}, \quad (2)$$

where κ is the Boltzmann constant, g_A and g_{A_2} are the statistical weights of the atom and molecule, respectively, m_A is the mass of the atom, D_{A_2} and J_{A_2} are the dissociation energy and the moment of inertia of the molecule, respectively, ω_{A_2} is the frequency of its vibration, and T is the gas temperature.

Equation (2) should be supplemented with the condition of the conservation of the total number of the particles

$$\frac{1}{2}n_A + n_{A_2} = n_{A_2}^*, \quad (3)$$

where $n_{A_2}^*$ is the density of the initial molecular gas (before dissociation). Solving the system of Eqs. (2) and (3) one obtains the density of atoms $n_A(T)$ which are formed due to the dissociation of molecules,

$$n_A(T) = \sqrt{\frac{1}{16}K_A^2(T) + n_{A_2}^*K_A(T)} - \frac{1}{4}K_A(T). \quad (4)$$

Here $K_A(T)$ is given by Eq. (2). Note that with increasing temperature up to the value $\kappa T_m = 2D_{A_2}$ the density $n_A(T)$ increases. However, the preexponential factors in Eq. (2) are usually such, that the dissociation begins at the temperatures much smaller than T_m . As a result all the molecules can be completely dissociated at $T \ll T_m$.

On the basis of the relations (2) and (4) we consider now the dissociative equilibrium in nitrogen and oxygen by the heating of air at the low pressure ($p \sim 1$ mm Hg). Using the values of the parameters given in Table I (see, e.g., Refs. [6, 7, 8]) we evaluate these expressions for the atomic densities $n_A(T)$ as the functions of air temperature.

Figure 3 shows the densities $n_O(T)$ and $n_N(T)$ (in units 10^{16} cm^{-3}) as the functions of temperature (in units 10^3 K) assuming that $n_{N_2}^* \simeq 3.54n_{O_2}^*$. Also it is assumed that the relative quantities of oxygen (~ 22 percent) and nitrogen (~ 78 percent) in air are independent of the altitude.

TABLE I: The parameters of the nitrogen and oxygen molecules and atoms introduced in Eq. (2). Here $B_{A_2} = \hbar^2/2J_{A_2}$ is the rotational constant of the molecule.

Molecule	g_A	g_{A_2}	D_{A_2} (eV)	$\hbar\omega_{A_2}$ (eV)	B_{A_2} (meV)
N ₂	4	1	9.76	0.2926	0.2492
O ₂	9	3	5.08	0.2326	0.2073

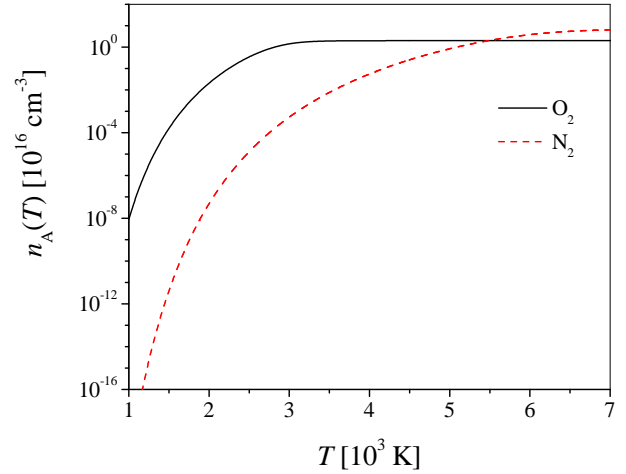


FIG. 3: (Color online) The densities of the oxygen ($n_O(T)$, solid lines) and nitrogen ($n_N(T)$, dashed line) atoms as a function of air temperature.

The density of the initial molecular oxygen is $n_{O_2}^* = 10^{16} \text{ cm}^{-3}$ which at the temperatures $1000 < T < 4000$ K corresponds to the partial pressures $1 \lesssim p \lesssim 4$ mm Hg of the gas. It is seen that in the temperature domain $1000 \leq T \leq 4000$ K the density of the atomic oxygen $n_O(T)$ much larger than the density of the atomic nitrogen $n_N(T)$. Consequently for a given temperature the dissociation rate for the nitrogen in air is much smaller compared to the atomic oxygen. Therefore the formation of the highly excited states we shall further study only for oxygen.

We propose that the orange flashes of the radiation observed during the descent of the space shuttle and its reentry in the atmosphere are indeed the consequence of the transitions in oxygen atoms while the contributions of the nitrogen atoms are negligible. The transitions in the oxygen atom which yield orange radiation correspond to the $5d \rightarrow 3p$ and $6s \rightarrow 3p$ transitions.

The early experiments (see Refs. [9, 10]) showed that in the discharge chamber about 3–5 percent of the atoms formed due to the dissociation of the molecular oxygen are in the highly excited Rydberg states. This process was widely used in early investigations of Rydberg atoms.

Let us consider the efficiency of the filling of the levels for the $5d \rightarrow 3p$ and $6s \rightarrow 3p$ transitions in atomic oxygen versus gas temperature. In other word we study the probability of the thermal overpopulation of the levels $5d$

and $6s$.

High quantum levels ($n \gg 1$) of the excited atoms are known from the quantum theory to have large lifetimes. The average lifetime t_n of the excited level depends on the principal quantum number n as $t_n \sim n^3$ [11].

Consider now the destruction of such highly excited long-lived atomic states as a result of collisions with atoms and molecules.

According to the theory of atomic collisions [7, 12], the transition probability between two atomic states due to the collisions is given by $w_{nl} \simeq (C/v_a^2) \exp(-\xi)$ and strongly depends on the parameter ξ . Here v_a is the relative velocity of the nuclei of the colliding atoms, C is some constant. Let us estimate the parameter ξ for the transition $nl \rightarrow n'l'$, where $n' = n - 1$. The energy of this transition at $n \gg 1$ is given by

$$\Delta\varepsilon \sim \frac{1}{n^3} (\delta_l - \delta_{l'}), \quad (5)$$

where δ_l is the quantum defect. The parameter ξ is defined as [7, 12]

$$\xi = \Delta\varepsilon \frac{a_n}{\hbar v_a} \sim \frac{v_B}{v_a} \frac{\delta_l}{n}. \quad (6)$$

Here $a_n \sim n^2$ is the radius of the excited atom, v_B is the Bohr's velocity. In the case of $n, l \gg 1$ the parameter ξ turns out small due to the smallness of the quantum defect δ_l and the probability w_{nl} of the corresponding transitions increases (at the fixed temperature, $v_a \sim T^{1/2}$). The situation is different when the highly excited levels have a small orbital quantum number $l \geq 0$. In these cases, the parameter ξ increases for the moderate values of n . Then the probability of the transitions due to the collisions is much smaller than that in the former case. It should be emphasized that in the temperature domain which is considered here ($\kappa T \ll D_{O_2}$) the transition probability w_{nl} increases with T , which intensifies the processes of the transitions from the upper levels to the lower ones. Thus owing to the quenching of highly excited states due to the collisions with atoms and molecules, the levels with $n, l \gg 1$ are quickly emptied, whereas the levels with $n > 1, l \geq 0$ are quickly occupied. In our case, the levels $6s$ and $5d$ are occupied. Concerning the flashes and their spatial location of the formation the observed superluminescent radiation is formed when the threshold of the overpopulation is exceeded [4].

It is possible to estimate the overpopulation of the levels $5d$ and $6s$ with respect to $3p$. For this purpose we employ Eqs. (2) and (4) which define the density of the dissociated oxygen atoms as a function of air temperature. The density $n_O(T)$ is shown in Fig. 4 (line 1). [Note that this curve is the same as the solid line in Fig. 3]. From this figure it is seen that the density of the atoms becomes appreciable at $T > 2000$ K and at higher temperatures ($T > 3000$ K) the molecules of oxygen are practically dissociated. In addition, the line 2 demonstrates the density $n_O^*(T) = 0.05n_O(T)$, i.e. five percent of the density of

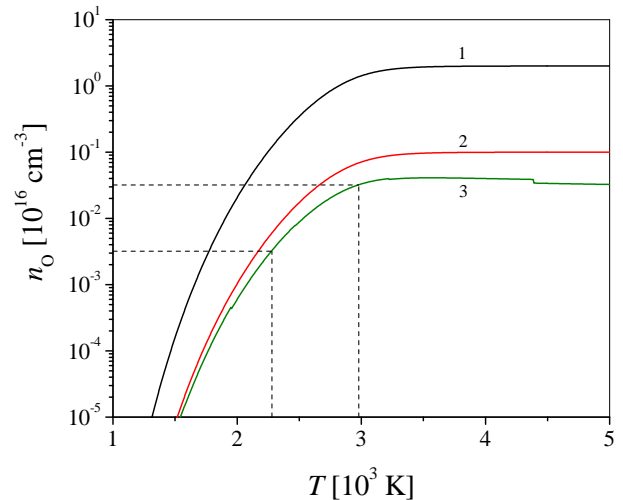


FIG. 4: (Color online) The density of the dissociated oxygen atoms as a function of air temperature at $n_{O_2}^* = 10^{16} \text{ cm}^{-3}$ (line 1). The line 2 corresponds to the density of the highly excited Rydberg atoms, i.e. $n_O^*(T) = 0.05n_O(T)$. The density of the Rydberg atoms taking into account the thermal depletion of the energy levels is shown as a line 3.

the dissociated atoms which, according to the experiments [9, 10], are in highly excited Rydberg states.

As has been mentioned above the density of the highly excited atoms decreases with increasing temperature due to the collisions with atoms and molecules. Moreover, the probability of the thermal ionization of such atoms is quite high and with increasing temperature the highly excited levels are emptied. Consequently the density $n_{\text{Ry}}(T)$ of the Rydberg atoms can essentially differ from $n_O^*(T)$. For the qualitative analysis of this effect it is assumed here that in the interval $E_i - \kappa T < E < E_i$ of the discrete energies, where $E_i \simeq 13.614$ eV is the ionization energy of the atomic oxygen [8], the atomic levels become empty (see Fig. 5). Then using the Boltzmann distribution the total density of the Rydberg atoms which are on the level $5d$ and higher can be approximated by

$$n_{\text{Ry}}(T) = n_O^*(T) \frac{\sum'_n g_n e^{-E_n/\kappa T}}{\sum_n g_n e^{-E_n/\kappa T}}. \quad (7)$$

Here g_n and E_n are the statistical weight and the energy of the atomic level n , respectively. This quantities can be found, for instance, in the online atomic data database in Ref. [13]. In the denominator of Eq. (7) the summation is performed over all atomic levels starting with the ground level whereas in the numerator the sum is performed starting with the level $5d$ and is restricted by $n \leq n_{\text{max}}(T) \simeq (E_i/\kappa T)^{1/2}$ according to the assumption mentioned above. However, in the temperature domain considered here the contribution of the levels below $5d$ to the statistical sum in the numerator of Eq. (7) provided to be negligible (see below). Therefore the summation over n in the numerator of Eq. (7) can also be started at the level

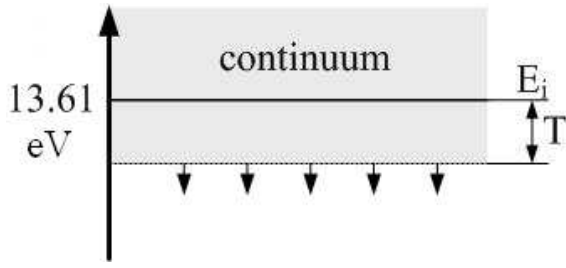


FIG. 5: The energetic interval $E_i - \kappa T < E < E_i$, where the atomic energy levels are depleted.

5d. The density of the highly excited atoms $n_{\text{Ry}}(T)$ calculated with the help of Eq. (7) is shown in Fig. 4 (line 3) as a function of the air temperature. From this figure it follows that with increasing of the air temperature up to ~ 3000 K the density of the Rydberg atoms rapidly increases. The further increase of the temperature results in the decrease of the density of the highly excited atoms. Thus the density of the Rydberg atoms has maximum at the temperature ~ 3000 K.

In addition taking into account the possible mechanism suggested in Ref. [1] for the quenching of the Rydberg states in the case of superluminescent flashes in the argon discharge one can conclude that the highly excited atoms gather basically on the levels $6s$ and $5d$.

Consider the possibility of the overpopulation of the levels $6s$ and $5d$ relative to $3p$ in the atomic oxygen. It has been obtained above that the levels $6s$ and $5d$ are occupied due to the quenching of the Rydberg atoms. Population of the level $3p$ (relative to the ground state) can be estimated employing the Boltzmann distribution. Using the statistical weights for the excited ($g_{3p} = 3$) and the ground ($g_0 = 1$) states, as well as the energy of the level $3p$ with respect to the ground state, $E_{3p} \simeq 10.85$ eV (see, e.g., Ref. [13]), one obtains that the occupation of $3p$ is practically negligible up to the temperatures 3500 K. Thus after the dissociation of the molecules of oxygen the overpopulation of the levels $6s$ and $5d$ relative to $3p$ is formed.

We calculate now the threshold of the overpopulation which leads to the generation of the superluminescent radiation and the corresponding critical temperature. For this purpose we employ a formula for the threshold value of the density for the population inversion obtained in Ref. [4],

$$\Delta n_c = \frac{8\pi n^3 \nu^2 t_{sp} \Delta \nu}{c^3 t_c}, \quad (8)$$

where n is the refractive index of the gas in the frequency range far from the resonance, ν and $\Delta \nu = 1/2\pi t_c$ are the frequency and the line width of the radiation, respectively, t_c is the photon lifetime, t_{sp} is the spontaneous lifetime. Taking into account that in the present case the spontaneous time t_{sp} varies in the interval $10 - 100 \mu\text{s}$ (see Ref. [9]), from Eq. (8) we obtain $3.2 \times 10^{13} \lesssim \Delta n_c \lesssim 3.2 \times 10^{14} \text{ cm}^{-3}$. According to Fig. 4 (line 3) such densities are obtained at the temperatures of air $2300 \lesssim T \lesssim 3000$ K (see

the dashed lines in Fig. 4) which are in good agreement with the expected range of the temperatures of the airframe during the reentry of the space shuttles in the atmosphere.

In conclusion, we have shown that it is possible to obtain the highly excited Rydberg atomic states by heating of air which are formed due to the dissociation of the molecular oxygen. The quenching of these states due to the collisions with atoms and molecules may result in the formation of the overpopulation; The subsequent excess of the threshold density of the inversion leads to the generation of the flashes of superluminescent radiation. Furthermore, based on this result we have demonstrated that the flashes of the radiation observed during the descent of the space shuttles and their reentry in the atmosphere have superluminescent origin which are formed in heated air on the airframe. Finally, we believe that the effect considered here can be realized in laboratory experiments. This will provide a useful benchmark on testing the present qualitative treatment as well as for understanding some similar atmospheric phenomena. In addition, this will enable us to vary in a wide range the parameters of the experiment (such as the density of the gas) and investigate in more detail the intensity and the spectrum of the superluminescent radiation.

The authors are grateful to N.V. Tabiryian for useful discussions on the current problem. Also it is a pleasure to acknowledge the help from Amal K. Das for preparation of the manuscript.

* Electronic address: aramyan.artur@gmail.com

- [1] A.R. Aramyan, Phys. Rev. Lett. **91**, 155002 (2003).
- [2] A.V. Elets'kii and B.M. Smirnov, Sov. Phys. Usp. **25**, 13 (1982).
- [3] See <http://www.nasaspacespaceflight.com>
- [4] A. Yariv, *Quantum Electronics* (John Wiley, New York, 1989).
- [5] L.D. Landau and E.M. Lifshitz, *Statistical Physics* (Butterworth – Heinemann, Oxford, 1984), part I.
- [6] Yu.P. Raizer, *Gas Discharge Physics* (Springer, Berlin, 1991).
- [7] B.M. Smirnov, *Excited Atoms in Plasma* (John Wiley, New York, 1988).
- [8] I.K. Kikoin, *Tables of Physical Quantities* (Atomizdat, Moscow, 1976) [in Russian].
- [9] R.S. Freund, J. Chem. Phys. **54**, 3125 (1971).
- [10] S.E. Kupriyanov, Sov. Phys. JETP **28**, 240 (1969).
- [11] H.A. Bethe and E.E. Salpeter, *Quantum Mechanics of One- and Two-Electron Atoms* (Springer, Berlin, 1957).
- [12] N.F. Mott and H.S.W. Massey, *The Theory of Atomic Collisions* (Clarendon Press, Oxford, 1965).
- [13] Yu. Ralchenko, A.E. Kramida, J. Reader, and NIST ASD Team (2008). NIST Atomic Spectra Database (version 3.1.5). Available at: <http://physics.nist.gov/asd3>. National Institute of Standards and Technology, Gaithersburg, MD.