

# Spinor BECs in a double-well: population transfer and Josephson oscillations

B. Juliá-Díaz,<sup>1</sup> M. Melé-Messeguer,<sup>1</sup> M. Guilleumas,<sup>1</sup> and A. Polls<sup>1</sup>

<sup>1</sup>*Departament d'Estructura i Constituents de la Matèria,  
Universitat de Barcelona, 08028 Barcelona, Spain*

(Dated: February 13, 2022)

The dynamics of an  $F = 1$  spinor condensate in a two-well potential is studied within the framework of the Gross-Pitaevskii equation. We derive two-mode equations relating the population imbalances, the phase differences among the condensates at each side of the barrier and the time evolution of the different Zeeman populations for the case of small population imbalances. The case of zero total magnetization is scrutinized in this limit demonstrating the ability of a two mode analysis to describe to a large extent the dynamics observed in the Gross-Pitaevskii equations. It is also demonstrated that the time evolution of the different total populations fully decouples from the Josephson tunneling phenomena. All the relevant time scales are clearly identified with microscopic properties of the atom-atom interactions.

PACS numbers: 03.75.Mn 03.75.Kk 03.75.Lm 74.50.+r

The recent experimental work on optically trapped spinor condensates has broadened the frontiers of confined Bose Einstein condensates (BECs) [1, 2]. There, a transfer of population between the different Zeeman components of a spinor BEC was observed providing a clear signal of the spin-dependent interatomic interactions. This experiment quickly connected the field of cold-atoms to a large variety of problems in quantum magnetism, mostly related to magnetic ordering and spin dynamics [3]. From a different point of view, it can be regarded as the first case of ternary mixture of BECs with population exchange among the three components, a nice example of coupled multicomponent quantum gases.

At the same time, the fast tunneling of atoms through potential barriers driven by imbalanced populations at each side of the barrier was shown experimentally, short after it was observed in optical lattices [4], providing the first confirmation of Josephson tunneling of atoms in BECs [5]. From the BEC point of view, Josephson tunneling through the potential barrier produces a weak coupling between the BECs at each side of the trap, presenting a coupled-oscillator behavior in the appropriate variables [6].

Both effects have been considered by several theoretical groups in quite different contexts, e.g. [6, 7, 8, 9, 10, 11, 12]. In this letter we address both aspects together: the Josephson oscillations and the transfer of populations. Providing a direct connection between the different time scales and the microscopic properties of the interatomic interactions.

To fix the conditions we consider the simplest scenario, which already contains relevant physics. We restrict our analysis to the case of small population imbalance of all the Zeeman sublevels and small initial phase difference between the same component at both sides of the trap. Our main tool are the mean-field Gross-Pitaevskii (GP) equations for spinor BECs [10]. On top of numerical solutions to the GP equations we illustrate the physics emerging in this fairly complex situation by deriving a two-mode description of the problem. Within this two

mode description it is easy to show that for small population imbalances and phase differences the population transfer dynamics fully decouples from the tunneling phenomena.

In the mean field approximation the dynamics of the vector order parameter  $\Psi = (\Psi_{-1}, \Psi_0, \Psi_1)$  representing the  $F = 1$  spinor condensate is given by [10],

$$\begin{aligned} i\hbar\partial_t\Psi_{\pm 1} &= [\mathcal{H}_s + c_2(n_{\pm 1} + n_0 - n_{\mp 1})]\Psi_{\pm 1} + c_2\Psi_0^2\Psi_{\mp 1}^* \\ i\hbar\partial_t\Psi_0 &= [\mathcal{H}_s + c_2(n_1 + n_{-1})]\Psi_0 + c_2\Psi_1\Psi_1^*\Psi_0^* \end{aligned} \quad (1)$$

where,  $\mathcal{H}_s = -\frac{\hbar^2}{2M}\nabla^2 + V + c_0n$ ,  $n_m(\vec{r}, t) = |\Psi_m(\vec{r}, t)|^2$ ,  $n(\vec{r}, t) = \sum_m n_m(\vec{r}, t)$ , and  $m = 0, \pm 1$ . The population of each hyperfine sublevel is  $N_m(t) = \int d\vec{r} n_m(\vec{r}, t)$ . Due to the last term in the r.h.s of Eqs. (1), the population of each Zeeman sublevel is not conserved. The couplings are  $c_0 = 4\pi\hbar^2(a_0 + 2a_2)/(3M)$  and  $c_2 = 4\pi\hbar^2(a_2 - a_0)/(3M)$ , where  $a_0$  and  $a_2$  are the scattering lengths describing binary elastic collisions in the channels of total spin 0 and 2, respectively. Their values for  $^{87}\text{Rb}$  are  $a_0 = 101.8a_B$  and  $a_2 = 100.4a_B$ [13], which yield  $c_2 < 0$ , thus producing a ferromagnetic-like behavior. The total number of atoms in the system and total magnetization are conserved quantities,  $N = \int d\vec{r} n(\vec{r}, t)$  and  $M = \int d\vec{r}[n_{+1}(\vec{r}, t) - n_{-1}(\vec{r}, t)]$ .

We consider a setup similar to that described in Ref. [5] but with two important differences: the total number of atoms and the barrier height. In our case the number of atoms is larger,  $N = 15000$ , in order to enhance population transfer effects. We use the same kind of double-well potential but with a higher barrier and a tighter confinement in the  $x$  direction to ensure a clear Josephson tunneling situation. The potential then reads,

$$V(\vec{r}) = \frac{M}{2}(\omega_x^2 x^2 + \omega_y^2 y^2 + \omega_z^2 z^2) + V_0 \cos^2(\pi x/q_0)$$

with  $\omega_x = 2\pi \times 100$  Hz,  $\omega_y = 2\pi \times 66$  Hz,  $\omega_z = 2\pi \times 90$  Hz,  $q_0 = 5.2\mu\text{m}$ ,  $V_0 = 3500\hbar$  Hz and  $M$  is the mass of the atoms. As in the experiment [5] we assume that the dynamics takes place essentially on the  $x$  axis. Then, defining  $\omega_{\perp} = \sqrt{\omega_x\omega_y}$  the coupling constants can be rescaled

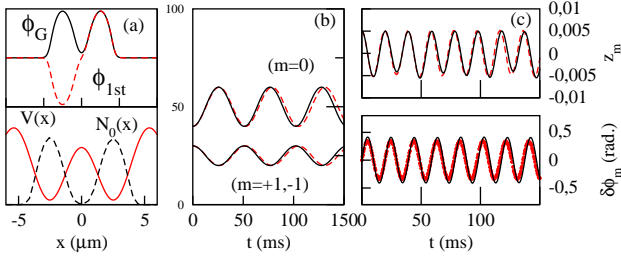


FIG. 1: (a) (above)  $\Phi_G$  and  $\Phi_{1st}$ . (below) Potential in the  $x$  direction together with one of the initial population profiles used in the simulations (arbitrary units). The solid (black) curves show the evolution of the total population (b) and of the population imbalances and phase differences (c) corresponding to simulation I of Tab. I. The dashed (red) lines depict the two-mode calculation.

by a factor  $1/(2\pi a_\perp^2)$ , with  $a_\perp$  the transverse oscillator length [14], and the dynamical equations transform to one-dimensional ones for a symmetric double-well.

The numerical simulations of Eqs. (1) are performed in the following way. First using an imaginary time evolution method we compute the ground,  $\Phi_{GS} \equiv \Phi_+$ , and first excited state,  $\Phi_{1st} \equiv \Phi_-$  of a scalar BEC,  $c_2 = 0$ , under the same conditions. Then, given initial population imbalances for all the components, we build  $t = 0$  wave functions by the appropriate linear combinations of  $\Phi_+$  and  $\Phi_-$ . We study the time evolution of the system by means of the split operator method. In Fig. 1 we depict  $\Phi_{GS}$ ,  $\Phi_{1st}$  and the potential in the  $x$  direction together with one of the initial density profiles used in the simulations.

To characterize the Josephson dynamics we define for each component the population imbalance,  $z_m = (N_{m,L} - N_{m,R})/N_m$ , and the phase difference,  $\delta\phi_m = \phi_{m,R} - \phi_{m,L}$ . Where,  $N_{m,L}(t) = \int_{-\infty}^0 dx \int_{-\infty}^{\infty} \int_{-\infty}^{\infty} dy dz n_m(\vec{r}, t)$ ,  $N_{m,R}(t) = N_m(t) - N_{m,L}(t)$  and  $\phi_{m,R(L)}$  are the space average of the phase of  $\Psi_m(\vec{r}, t)$  at each side of the barrier. Lets us emphasize that the phase of  $\Psi_m(\vec{r}, t)$  is almost spatially constant at each side of the trap during the GP simulations.

To better understand the dynamical content of the GP results, Eqs. (1), we derive a two mode approximation for the GP description of spinor BEC based on the following ansatz,  $\Psi_m(\vec{r}, t) = \Psi_{m,L}(t)\Phi_{m,L}(\vec{r}) + \Psi_{m,R}(t)\Phi_{m,R}(\vec{r})$ , where the modes  $\Phi_{m,L(R)}$  are mostly localized at the left(right) side of the trap. These modes can be built from  $\Phi_\pm$  obtained from the GP equations,  $\Phi_{m,L} = \frac{1}{\sqrt{2}}(\Phi_{m,+} + \Phi_{m,-})$ ,  $\Phi_{m,R} = \frac{1}{\sqrt{2}}(\Phi_{m,+} - \Phi_{m,-})$  with  $\Phi_{m,\pm}(\vec{r}) = \pm\Phi_{m,\pm}(-\vec{r})$ . The complex components are normalized as,  $\Psi_{m,L} = \sqrt{N_{m,L}(t)}e^{i\phi_{m,L}}$  and  $\Psi_{m,R} = \sqrt{N_{m,R}(t)}e^{i\phi_{m,R}}$ . Therefore, for this case,  $z_m = (N_{m,L} - N_{m,R})/N_m$ , and  $\delta\phi_m = \phi_{m,R} - \phi_{m,L} \forall m$ .

As a first step we consider the so-called standard two-mode, which implies that all the overlapping integrals involving products of  $L$  and  $R$  modes of any two components are neglected. This approximation is expected to

yield essentially the correct physics as it was for the case of the scalar condensate or binary mixtures [9, 15].

We take the following assumptions: zero total magnetization, small imbalances,  $z_m$ , small phase differences,  $\delta\phi_m$ , and small  $\delta\phi_{L(R)} \equiv 2\phi_{0,L(R)} - \phi_{+1,L(R)} - \phi_{-1,L(R)}$ . Also we take equal modes for the three states ( $\Phi_{L(R)} \equiv \Phi_{m,L(R)} \forall m$ ), which is fully justified at zero magnetic field (it corresponds to the single mode approximation at each well).

In such conditions one can prove that the total population of the different components,  $N_m(t)$ , fully decouples from the Josephson tunneling dynamics. The time evolution of  $N_0$  is given by,

$$\dot{N}_0(t) = -4U_2^2 N_0(t)(N - N_0(t))(N_0(t) - N/2) \quad (2)$$

with  $\hbar U_2 = c_2 \int d\vec{r} \phi_{L(R)}^4(\vec{r})$ , where one can indistinctly use the left or the right mode. The other two follow:  $N_{\pm 1}(t) = (N - N_0(t))/2$ . If  $N_0(t) \sim N/2$ , the behavior of  $N_0$  becomes sinusoidal,  $N_0(t) = N/2 + (N_0(0) - N/2)\cos(\omega_T t)$ , where we have defined the ‘‘population transfer frequency’’,  $\omega_T = NU_2$ . Eq. (2) gives an excellent agreement compared to the full GP results. With the considered conditions no damping is observed in the evolution of the populations.

The system of equations governing the dynamics of the population imbalances,  $z_m$ , and phase differences,  $\delta\phi_m$ , reads:

$$\begin{aligned} \dot{z}_{\pm 1} &= -\omega_r \delta\phi_{\pm 1} - (N_0/2) U_2 (\delta\phi + z_{\pm 1} \Delta\phi), \\ \dot{z}_0 &= -\omega_r \delta\phi_0 + \bar{N} U_2 (\delta\phi + z_0 \Delta\phi), \\ \delta\dot{\phi}_{\pm 1} &= U(\bar{N} z_{\pm 1} + N_0 z_0) + U' \bar{N} z_{\mp 1} \\ &\quad + \omega_r z_{\pm 1} + U_2 \frac{N_0}{2} (2z_0 - z_{\pm 1} + z_{\mp 1}), \\ \delta\dot{\phi}_0 &= (U + U_2) \bar{N} (z_{-1} + z_{+1}) + U_0 N_0 z_0 + \omega_r z_0 \\ \Delta\dot{\phi} &= 8(N_0 - N/2) U_2, \end{aligned} \quad (3)$$

where  $\delta\phi = \delta\phi_L - \delta\phi_R$ ,  $\Delta\phi = \delta\phi_L + \delta\phi_R$ ,  $\bar{N} \equiv N_{+1} = N_{-1} = (N - N_0)/2$ ,  $\hbar U_0 = c_0 \int d\vec{r} \phi_{L(R)}^4(\vec{r})$ ,  $U = U_0 + U_2$ ,  $U' = U_0 - U_2$ ,  $K = -\int d\vec{r} (\hbar^2/(2M) \nabla\Phi_L \cdot \nabla\Phi_R + \Phi_L V \Phi_R)$ , and  $\omega_r = 2K/\hbar$ , is the Rabi frequency.

From the ground and first excited states of the system computed numerically, see Fig. 1, we build the left and right modes as explained above and compute the microscopic parameters entering in the two-mode description. The resulting values are:  $\omega_r = 0.00386$  KHz,  $NU_0 = 26.604$  KHz and  $NU_2 = 0.12366$  KHz. This completely fixes from a microscopic level the parameters used in the two mode description.

First let us consider the simplest full GP simulation, listed as I in Table I. This consists of the three components starting from the same initial population imbalances and basically gives a similar Josephson tunneling behavior for the three components. As can be seen in Fig. 1 the Josephson regime is fully identified on the coupled behavior of  $z_m$  and  $\delta\phi_m$ . Together with the Josephson oscillation there is a transfer of population between

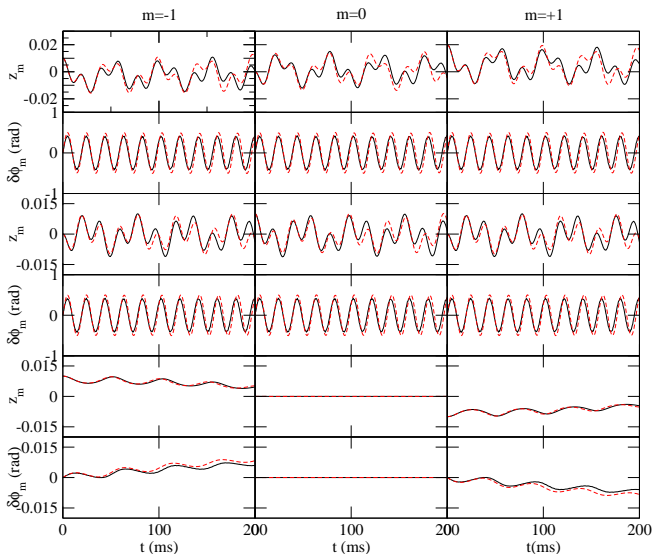


FIG. 2: Full simulation of Eqs. (1) and two-mode analysis of three cases listed in Table I. The first/second, third/fourth and fifth/sixth rows correspond to simulations IIa, IIIa, IVa, respectively. Solid lines correspond to the GP simulations. Dashed lines depict two-mode results with the parameters computed microscopically as described in the text. In most cases the two lines in each panel are almost indistinguishable.

the three different states, see panel (b) of Fig. 1. As discussed above the population transfer dynamics decouples from the Josephson tunneling in this regime and thus allows to clearly identify the value of  $NU_2$ , which is of course directly linked to  $c_2$ . The agreement between the two-mode and the full GP simulation is remarkable as can be seen in Fig. 1. Taking into account that for  $^{87}\text{Rb}$   $|c_2| \ll c_0$  and therefore  $U_2N \ll U_0N$ , it is easy to prove from the above two-mode equations that, for this case, the behavior of the imbalance of all the components follows:  $\ddot{z}_m = -\omega_J^2 z_m$  with  $\omega_J = \omega_r \sqrt{1 + NU_0/\omega_r}$ . Which corresponds to the Josephson frequency of a scalar condensate completely decoupled from the population transfer [7]. Therefore, the Josephson tunneling is directly related to the spin independent coupling, proportional to  $U_0$ .

Now we consider three distinct cases: IIa, IIIa, IVa. As listed in Table I they correspond to different initial population imbalances for the three components and to a different initial number of atoms populating each sub-level from the one used in I. In figure 2 we show the

TABLE I: Conditions of the different full spinor GP simulations, Eqs.( 1).  $\delta\phi_m(0) = 0$  in all cases.

Sim	$N_0(0)/N$	$z_{-1}(0)$	$z_0(0)$	$z_{+1}(0)$	Transfer
I	0.4	0.005	0.005	0.005	YES
IIa(b)	0.6	0.010	0.000	0.020	YES(NO)
IIIa(b)	0.6	0.000	0.010	0.000	YES(NO)
IVa(b)	0.6	0.010	0.000	-0.010	YES(NO)

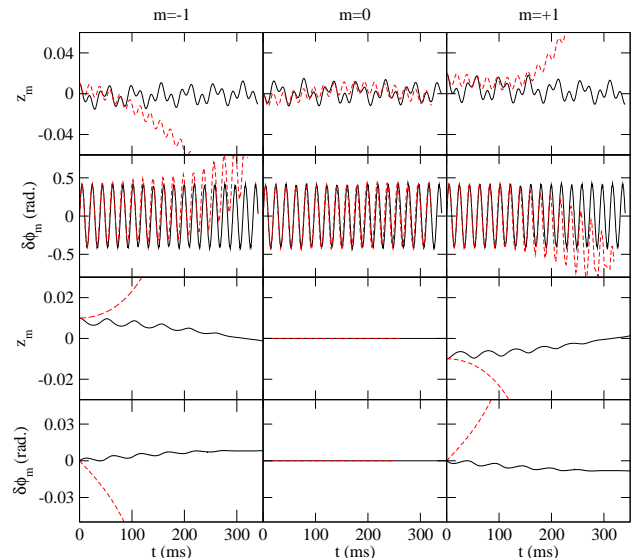


FIG. 3: The first/second, and third/fourth rows correspond to simulations IIa(b) and IVa(b) described in Table I. Solid (black) lines correspond to IIa and IVa while dashed (red) lines stand for IIb and IVb, which do not include the population transfer terms.

results of the full GP simulations (solid lines). Runs IIa and IIIa produce essentially Josephson tunneling dynamics modulated by a longer oscillation. Simulation IVa, produces a much longer tunneling, the  $\pm 1$  components remain mostly on their original side of the trap while the 0 one remains mostly balanced. In the first two cases the oscillations of the phase differences are fully characterized by  $\omega_J$ . In the same figure, and almost indistinguishable from the full GP results, we present the predictions of the two-mode model.

As mentioned above the population transfer dynamics fully decouples from the Josephson tunneling of the three components in the considered conditions. Its counterpart is however not true, the Josephson dynamics gets affected by the population transfer as we will discuss in the following.

To clearly see the effect of the population transfer terms on top of the Josephson tunneling dynamics we consider the same configurations, labeled as “a”, but without the population transfer terms, “b”. The two-mode model, without the corresponding transfer terms, also reproduces the dynamics of the “b” runs. In Fig. 3 we depict in all cases a comparison between the full GP solution and the same case but neglecting the population transfer term.

The effects of population transfer are clearly seen on the evolution of  $z_m$ . In simulation II, which has  $z_0(0) = 0$  it is observed that the long oscillation which modulates the full runs,  $\omega_T$ , is not present when we switch off the transfer term. Instead the population imbalance shows a Josephson-like tunneling oscillation which for  $t \sim 100$  ms loses the small  $z_m$  regime. Therefore, the transfer term tends to stabilize the Josephson-like behavior over longer

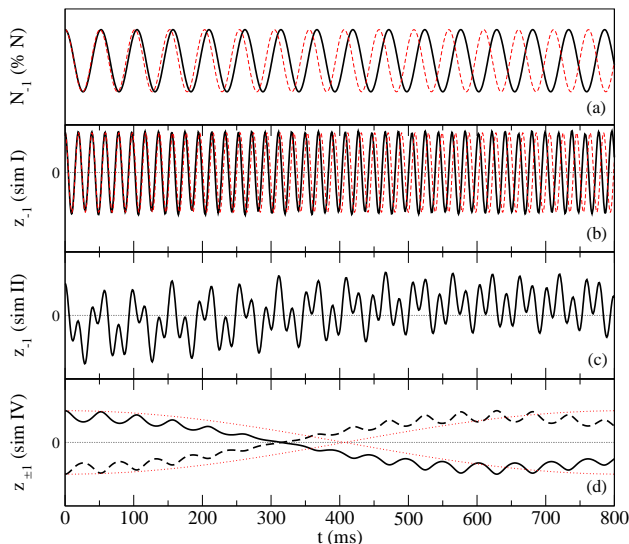


FIG. 4: Figure which shows the frequencies entering in the problem. (a) Time evolution of the number of atoms populating the  $m = -1$  sublevel in simulation I, solid line. The dashed line depicts a  $\cos(\omega_T t)$  which is the two-mode prediction for  $N_0 \sim N/2$ . (b) Full GP evolution for  $z_{-1}$  of simulation I, solid line. The dashed line shows a  $\cos(\omega_J t)$  behavior, clearly identifying the Josephson time scale. (c) Full GP evolution of  $z_{-1}$  for simulation II. The dynamics is governed by  $(\omega_T, \omega_J)$ . (d) The solid black (red-dashed) line corresponds to the GP evolution of  $z_{-1}$  ( $z_{+1}$ ) of simulation IV. The dotted lines follow a  $\cos(\omega_r t)$ , which drives the long-time scale of the problem. The scales in the vertical axes are not shown for clarity.

periods of time. The absence of transfer of populations does not show up on the behavior of the phase difference, as can be seen in Fig. 3, which mostly follows the same evolution as for the GP equations with the transfer term.

As in the case of binary mixtures [16], taking opposite initial imbalances for the  $m = \pm 1$  components enhances

the Rabi like oscillation and cancels the Josephson one. Simulation IV corresponds to such a case, with  $z_{-1}(0) = -z_{+1}(0)$  and  $z_0(0) = 0$ . The Rabi oscillation gives rise to a long tunneling behavior but in this case modulated by the  $\omega_T$  oscillation, as can be seen in Fig. 3 and in the lowest panel of Fig. 4. If we switch off the transfer term the  $\omega_T$  oscillation disappears and the limit of small  $z$  and  $\delta\phi$  becomes unstable.

Finally, Fig. 4 summarizes the relevant frequencies which enter in the interplay between Josephson tunneling and population transfer dynamics in the considered regime. The first panel isolates  $\omega_T = NU_2$ , governing the transfer of populations, whereas the second one shows  $\omega_J$ , which sets the fast behavior of the imbalances. The third panel shows  $z_{-1}$  from simulation II, which is dominated by  $(\omega_T, \omega_J)$  and the fourth one shows both  $z_{\pm 1}$  from simulation IV, that are dominated by two frequencies  $(\omega_T, \omega_r)$ .

The ability to perform an experiment with spinor  $F = 1$  BEC in the conditions considered in this work would present for the first time the combined effects of Josephson tunneling phenomena and the transfer of population between different Zeeman components of a spinor condensate: the decoupling of the exchange of populations from the Josephson dynamics, the identification of the different time scales and the role of the population transfer in the stability of the Josephson oscillations. In addition, a precise measurement of the population imbalances and global populations of the three species would provide an alternative access to the microscopic properties of the atom-atom interactions.

We thank Joan Martorell for a careful reading of the manuscript and motivating discussions. B.J-D. is supported by a CPAN CSD 2007-0042 contract, Consolider Ingenio 2010. This work is also supported by the Grants No. FIS2008-01661, FIS2008-00421 and 2009SGR-1289 from Generalitat de Catalunya.

- 
- [1] M. S. Chang *et al.*, Nature Phys. **1**, 111 (2005).
  - [2] M. S. Chang *et al.*, Phys. Rev. Lett. **92**, 140403 (2004).
  - [3] M. Lewenstein *et al.* Adv. Phys. **56**, 243 (2007).
  - [4] C. Orzel *et al.*, Science **291**, 2386 (2001).
  - [5] M. Albiez *et al.*, Phys. Rev. Lett. **95**, 010402 (2005).
  - [6] R. Gati and M. K. Oberthaler, J. Phys. B: At. Mol. Opt. Phys. **40**, R61 (2007).
  - [7] A. Smerzi *et al.*, Phys. Rev. Lett. **79**, 4950 (1997).
  - [8] Q. Niu, X.-G. Zhao, G.A. Georgakis, and M.G. Raizen, Phys. Rev. Lett. **76**, 4504 (1996); S.R. Wilkinson *et al.*, *ibid.* **76**, 4512 (1996); M. Ben Dahan *et al.*, Phys. Rev. Lett. **76**, 4508 (1996); D.L. Haycock *et al.*, Phys. Rev. Lett. **85**, 3365 (2000).
  - [9] D. Ananikian, T. Bergeman, Phys. Rev. A **73**, 013604 (2006);
  - [10] T.-L. Ho, Phys. Rev. Lett. **81**, 742 (1998); T. Ohmi and K. Machida, J. Phys. Soc. Jpn. **67**, 1822 (1998).
  - [11] H. Pu, W. P. Zhang, and P. Meystre, Phys. Rev. Lett. **89**, 090401 (2002); Ö. E. Müstecaplıoğlu, W. Zhang, and L. You, Phys. Rev. A **75**, 023605 (2007).
  - [12] E.M. Chudnovsky and J. Tejada, Cambridge Studies in Magnetism, Vol. 4, (CUP, Cambridge, 1998).
  - [13] E. G. M. van Kempen, S. J. J. M. F. Kokkelmans, D. J. Heinzen, and B. J. Verhaar, Phys. Rev. Lett. **88**, 093201 (2002).
  - [14] M. Moreno-Cardoner *et al.*, Phys. Rev. Lett. **99**, 020404 (2007).
  - [15] S. Ashab and C. Lobo, Phys. Rev. A **66**, 013609 (2002); H. T. Ng, C. K. Law, and P.T. Leung, Phys. Rev. A **68**, 013604 (2003); L. Wen and J. Li, Phys. Lett. A **369**, 307 (2007); I. I. Satija *et al.*, Phys Rev A, **79**, 033616 (2009).
  - [16] B. Juliá-Díaz, *et al.*, arxiv: 0902.3206.