

# Pressure-Induced Antiferromagnetic Bulk Superconductor $\text{EuFe}_2\text{As}_2$

Taichi Terashima<sup>a,c</sup>, Hiroyuki S. Suzuki<sup>a</sup>, Megumi Tomita<sup>a</sup>, Motoi Kimata<sup>a</sup>, Hidetaka Satsukawa<sup>a</sup>, Atsushi Harada<sup>a</sup>, Kaori Hazama<sup>a</sup>, Takehiko Matsumoto<sup>a</sup>, Keizo Murata<sup>b</sup>, Shinya Uji<sup>a,c</sup>

<sup>a</sup>National Institute for Materials Science, Tsukuba, Japan

<sup>b</sup>Division of Molecular Materials Science, Graduate School of Science, Osaka City University, Osaka, Japan

<sup>c</sup>JST, Transformative Research-Project on Iron Pnictides (TRIP), Tokyo, Japan

## Abstract

We present the magnetic and superconducting phase diagram of  $\text{EuFe}_2\text{As}_2$  for  $B \parallel c$  and  $B \parallel ab$ . The antiferromagnetic phase of the  $\text{Eu}^{2+}$  moments is completely enclosed in the superconducting phase. The upper critical field vs. temperature curves exhibit strong concave curvatures, which can be explained by the Jaccarino-Peter compensation effect due to the antiferromagnetic exchange interaction between the  $\text{Eu}^{2+}$  moments and conduction electrons.

**Key words:**  $\text{EuFe}_2\text{As}_2$ , iron pnictides, pressure-induced superconductivity

**PACS:** 74.62.Fj, 74.25.Dw

Since the discovery of superconductivity (SC) at a transition temperature  $T_c = 26$  K in  $\text{LaFeAsO}_{1-x}\text{F}_x$  by Kamihara *et al.* [1] extensive studies of SC in layered iron pnictides and related compounds have been performed. There were some reports that the 122 parent compounds  $\text{AFe}_2\text{As}_2$  ( $A = \text{Ca}, \text{Sr}, \text{Ba}, \text{and Eu}$ ) could be tuned to SC by the application of high pressure  $P$  [2, 3, 4, 5, 6, 7, 8, 9]. However, most of these reports were based only on resistivity measurements and hence could not establish the bulk nature of  $P$ -induced SC. Recently, we have proved from ac magnetic susceptibility measurements that  $P$ -induced *bulk* SC does occur in  $\text{EuFe}_2\text{As}_2$  and further that it coexists with the antiferromagnetic order of the  $\text{Eu}^{2+}$  moments below  $T_N$  ( $< T_c$ ) [10].  $P$ -induced bulk SC has also been confirmed for  $\text{SrFe}_2\text{As}_2$  [11]. The occurrence of the bulk SC in the parent compounds has an important implication: the key to SC in the iron pnictides is not carrier doping but suppression of the magnetic/structural transition. Here we present  $B_{\text{appl}}$  (applied magnetic field)- $T$  (temperature) phase diagrams of  $\text{EuFe}_2\text{As}_2$  for  $P \sim 26$  kbar.

Figure 1 shows ac magnetic susceptibility along the  $c$  axis of  $\text{EuFe}_2\text{As}_2$  at  $P = 25.7$  kbar. (We recalibrated Manganin wire used for pressure gauges after the publication of Ref. [10] and found that the pressure was estimated about 9% larger in Ref. [10]. For the pressures of 28 and 29 kbar of the  $c$ -axis and  $ab$ -plane susceptibility measurements in Ref. [10], read 25.7 and 26.3 kbar, respectively.) The susceptibility at zero field exhibits a large drop below  $T_c = 31$  K, then increases with decreasing  $T$  to show a peak around  $T_N = 21$  K, where the  $\text{Eu}^{2+}$  moments order antiferromagnetically, and finally decreases again. The size of diamagnetism is consistent with 100% shielding. With increasing  $B_{\text{appl}}$ , the superconducting transition shifts to lower  $T$ . The feature associated with  $T_N$  is barely visible at  $B_{\text{appl}} = 0.25$  T, but is already absent at  $B_{\text{appl}} = 0.5$  T. The susceptibility vs.  $B_{\text{appl}}$  curves for  $T < T_N$  show drops at low fields. It indicates a field-induced transition from

the antiferromagnetic to paramagnetic state of the  $\text{Eu}^{2+}$  moments. The characteristic field  $B_m$  for this transition is defined in the figure. (The definitions of  $T_N$  and  $B_m$  given in Fig. 1 are different from conventional ones. They have been adopted for practical purposes.) In the case of the  $a$ -axis susceptibility, the zero-field curve shows a plateau below  $T_N$ , and hence we define  $T_{N2}$  as the lower end temperature of the plateau.

Figure 2 shows the  $B_{\text{appl}}-T$  phase diagrams for  $B \parallel c$  and  $B \parallel ab$ . The antiferromagnetic phase is completely enclosed within the superconducting phase. The upper critical field “ $B_{c2}$ ” shows peculiar temperature dependence (the quotation marks attached to  $B_{c2}$  indicate that  $B_{c2}$  values are based on the applied field, not on the internal field). Initially, “ $B_{c2}$ ” increases rather slowly compared to  $P$  or doping-induced SC in other 122 compounds, and then it starts to increase rapidly approximately below zero-field  $T_N$ , resulting in pronounced concave curvatures of the “ $B_{c2}$ ”- $T$  curves. This can be explained by the Jaccarino-Peter compensation effect [12]. For the sake of qualitative discussion, we follow the approximation used in Ref. [13]:  $H_{c2} = H_{c2}^* - a[H_{c2} - |H_J|]^2$ , where  $H_{c2}$  is the upper critical field,  $H_{c2}^*$  the orbital critical field,  $H_J$  the antiferromagnetic exchange field acting on the conduction electrons, and  $a$  determines the strength of the paramagnetic pairbreaking. Although  $\text{EuFe}_2\text{As}_2$  orders antiferromagnetically, the predominant interaction between the  $\text{Eu}^{2+}$  moments is (inplane) ferromagnetic one [14]. Thus the susceptibility rapidly increases as  $T$  approaches  $T_N$  from above. Since  $H_J$  is proportional to the magnetization of the  $\text{Eu}^{2+}$  moments, it also increases rapidly. This rapid increase in  $H_J$  suppresses  $H_{c2}$  relative to  $H_{c2}^*$  in the temperature range between  $T_c$  and approximately  $T_N$ . This explains the initial slow increase in “ $B_{c2}$ ”. On the other hand, below  $\sim T_N$  the magnetization saturates at low fields and hence  $H_J$  in the above equation is approximately constant. Then, as  $T$  is lowered,  $H_{c2}$  increases, which *reduces* the pair breaking (as

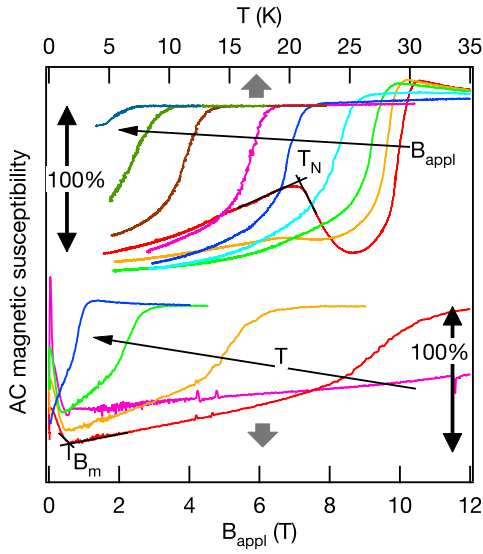


Figure 1: (Color online) AC magnetic susceptibility along the  $c$ -axis of  $\text{EuFe}_2\text{As}_2$  at  $P = 25.7$  kbar as a function of  $T$  at a constant  $B_{\text{appl}}$  (upper) and as a function of  $B_{\text{appl}}$  at a constant  $T$  (lower).  $B_{\text{appl}}$  was applied parallel to the  $c$ -axis. The arrows indicate 100% shielding. For the upper curves,  $B_{\text{appl}} = 0, 0.25, 0.5, 1, 2, 4, 8, 12,$  and  $16$  T. For the lower curves,  $T = 0.02, 10, 15, 20,$  and  $25$  K. The definitions of  $T_N$  and  $B_m$  are shown.

long as  $H_{c2} < |H_J|$ ), which in turn increases  $H_{c2}$ , and so on. This leads to a rapid rise in  $H_{c2}$  below  $\sim T_N$  as is observed.

In summary, we have determined the  $B_{\text{appl}}-T$  phase diagrams of  $\text{EuFe}_2\text{As}_2$  for  $B \parallel c$  and  $B \parallel ab$ . The peculiar temperature dependence of “ $B_{c2}$ ” can be explained by the Jaccarino-Peter compensation effect due to the antiferromagnetic exchange interaction between the  $\text{Eu}^{2+}$  moments and conduction electrons.

## References

- [1] Y. Kamihara *et al.*, *J. Am. Chem. Soc.* **130** (2008) 3296.
- [2] M. S. Torikachvili *et al.*, *Phys. Rev. Lett.* **101** (2008) 057006.
- [3] T. Park *et al.*, *J. Phys.: Condens. Matter* **20** (2008) 322204.
- [4] P. L. Alireza *et al.*, *J. Phys.: Condens. Matter* **21** (2009) 012208.
- [5] H. Fukazawa *et al.*, *J. Phys. Soc. Jpn.* **77** (2008) 105004.
- [6] H. Kotegawa *et al.*, *J. Phys. Soc. Jpn.* **78** (2009) 013709.
- [7] K. Igawa *et al.*, *J. Phys. Soc. Jpn.* **78** (2009) 025001.
- [8] H. Lee *et al.*, *Phys. Rev. B* **80** (2009) 024519.
- [9] C. F. Miclea *et al.*, *Phys. Rev. B* **79** (2009) 212509.
- [10] T. Terashima *et al.*, *J. Phys. Soc. Jpn.* **78** (2009) 083701.
- [11] K. Matsubayashi *et al.*, *J. Phys. Soc. Jpn.* **78** (2009) 073706.
- [12] V. Jaccarino and M. Peter, *Phys. Rev. Lett.* **9** (1962) 290.
- [13] M. Decroux and Ø. Fischer, in *Superconductivity in Ternary Compounds II*, eds. M. B. Maple and Ø. Fischer (Springer-Verlag, Berlin, 1982) Chap. 3.6.
- [14] S. Jiang, Y. Luo, Z. Ren, Z. Zhu, C. Wang, X. Xu, Q. Tao, G. Cao, and Z. Xu, *New J. Phys.* **11** (2009) 025007.

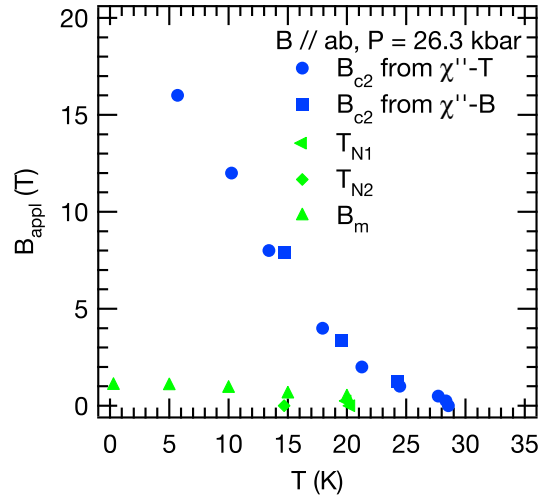
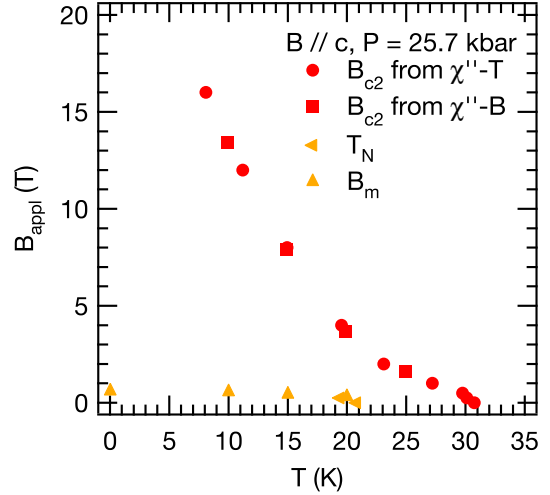


Figure 2: (Color online)  $B_{\text{appl}}-T$  phase diagrams of  $\text{EuFe}_2\text{As}_2$ .