

The influence of the spin-dependent phases of tunneling electrons on the conductance of a point ferromagnet/isolator/d-wave superconductor contact

B.P. Vodopyanov

Kazan Physical-Technical Institute, Russian Academy of Sciences, 10/7 Sibirsky Tract, 420029 Kazan, Russia

(Dated: May 7, 2019)

The influence of the spin-dependent phase shifts (SDPS) associated to the electronic reflection and transmission amplitudes acquired by electrons upon scattering on the potential barrier on the Andreev reflection probability of electron and hole excitations for a ferromagnet/isolator/d-wave superconductor (FIS) contact and the charge conductance of the FIS contact is studied. Various superconductor orientations are considered. It is found that SDPS can suppress the zero-potential peak and restore finite-potential peaks in the charge conductance of the F/I/d-wave superconductor contact for the (110) orientation of the d-wave superconductor and, on the contrary, can restore the zero-potential peak and suppress finite-potential peaks for the {100} orientation of the d-wave superconductor.

PACS numbers: 74.50.+r, 74.80.-g, 74.80.Dm, 74.80.Fp, 75.30.Et

I. INTRODUCTION

The oscillating character of the spatial dependence of the anomalous Green function (GF) in a ferromagnet in various hybrid structures containing the ferromagnet/superconductor (F/S) interface with a singlet order parameter is due to the presence of electron spin subbands with different values of Fermi momenta p_α in a ferromagnetic metal (F) [1, 2, 3, 4] (α ($\alpha = \uparrow, \downarrow$) is the spin index, which denotes the projection of the electron spin on the direction of the magnetic moment of a ferromagnet). Such manifestation of the proximity effect is the basis for creation of the π -Josephson junction [5], various spin-valve schemes [6, 7, 8, 9, 10], being the main elements of promising superconducting electronics [11, 12, 13].

The suppression of the Andreev reflection [14] in point F/S contacts [15] due to the decrease of the number of conducting channels is another consequence of the presence of spin subbands in a ferromagnetic metal. This fact is used to determine the spin polarization of ferromagnetic materials [16, 17, 18, 19, 20], to study the order parameter symmetry of high-temperature superconductors [21, 22, 23, 24] and to control the spin-polarized currents [25, 26, 27].

Recently an attention was paid to one more property of hybrid F/S structures: the influence of spin-dependent phase shifts θ_α^d and θ_α^r (SDPS) associated to the electronic reflection and transmission amplitudes r_α and d_α on the contact on thermodynamic [28] and transport [29, 30, 31] characteristics of hybrid structures with a spin-active interface:

$$d_\alpha = \sqrt{D_\alpha} \exp(i\theta_\alpha^d); \quad r_\alpha = \sqrt{R_\alpha} \exp(i\theta_\alpha^r).$$

Here D_α and $R_\alpha = 1 - D_\alpha$ are transmission and reflection coefficients, respectively. Let us note, that parameters d_α and r_α are almost insensitive to the appearance of a superconducting state and the corresponding changes will not be considered in the present paper.

It has been found that the difference of SDPS due to the difference of potential barriers for electrons with different spin projections α results in the appearance of a π state in the S/FI/S junction (FI is a ferromagnetic isolator) without taking into account the proximity effect [29, 30].

The presence of SDPS also leads to the formation of spin-dependent Andreev bound states $\varepsilon_\alpha^b = \text{sign}(p_{x,\alpha} - p_{x,-\alpha}) \Delta \cos((p_{x,\alpha} - p_{x,-\alpha})/2)$ in the N/F/s-wave superconductor contacts (N is a normal metal; $p_{x,\alpha}$ is the projection of the Fermi momentum in a ferromagnet on the x axis, being perpendicular to the contact plane) [31]. In the tunneling limit these states appear as the resonance peaks below the gap in the dependence of the ballistic charge conductance on the applied potential V .

The influence of SDPS on the charge conductance of a single-channel quantum point contact of a F/s-wave superconductor and that of a multichannel ballistic contact of a F/I/s-wave superconductor (I is isolator) was studied in Refs. [32, 33], correspondingly. In Ref. [32] it has been found that for a weakly transparent contact, SDPS induces subgap resonances in the charge conductance of the quantum point contact. For high transparencies, these resonances are smoothed, but the shape of the signals remains extremely sensitive to SDPS. In Ref. [33] it has been found that when F is strongly polarized, the peak in the conductance of the F/I/s-wave superconductor contact can be restored at a zero potential.

Such strong influence of SPDS on transport properties of hybrid structures with ferromagnetic elements allows one to suppose that they may be successfully used in experiments on Andreev spectroscopy of ferromagnets, superconductors and in various applications in the field of nanospintronics.

This paper is devoted to a theoretical study of the SDPS influence on the Andreev reflection and charge conductance of a point F/I/d-wave superconductor contact.

Superconductors with the d -wave symmetry (the $d_{x^2-y^2}$ symmetry of the order parameter is considered) have an internal, momentum-dependent phase, which

strongly influences the transport properties of contacts between them and other materials. In Ref. [34] it was shown that when the angle γ between the a axis of a superconducting crystal and the normal to the surface of the high-ohm interface is $\pi/4$ (the $\{110\}$ orientation of the d-wave superconductor), then a bound state is formed on the Fermi level near the high-ohm interface. This zero-energy bound state resulting from the repeated Andreev reflections [35, 36] causes a sharp peak at a zero potential in the dependence of the charge conductance of the N/I/d-wave superconductor on the applied potential [37].

The first theoretical study of spin-polarized tunneling spectroscopy of F/I/d-wave superconductor junctions was performed in Refs. [38, 39, 40]. It has been found that the subgap charge conductance behavior is qualitatively different from a nonmagnetic case. In particular, it has been found that for the $\{110\}$ orientation of the d-wave superconductor the zero-potential peak in the charge conductance is suppressed by the exchange interaction due to the suppression of Andreev reflections and that it splits into two peaks under the influence of the exchange interaction in the insulator.

The influence of SDPS θ_α^d and θ_α^r associated to the electronic reflection and transmission amplitudes r and d on the contact on the charge conductance of the F/I/d-wave superconductor contact in Refs. [38, 39, 40] is not studied.

The main result of this paper is that SDPS can suppress the zero-potential peak and restore finite-potential peaks in the charge conductance of the F/I/d-wave superconductor contact for the $\{110\}$ orientation of the d-wave superconductor and, on the contrary, can restore the zero-potential peak and suppress finite-potential peaks for the $\{100\}$ orientation of the d-wave superconductor. This takes place because due to the interference of one part of trajectories of electron-like and hole-like quasiparticles reflected by the pair potential and the interface, spin-dependent bound states are formed near the Fermi level, whereas due to the interference of the other part of trajectories spin-dependent bound states are formed in the vicinity of edges of the energy gap. Spin-dependent amplitudes of the Andreev reflection probability and energy levels of spin-dependent Andreev bound states are also found.

This work illustrates that the study of the influence of SDPS on the charge conductance of the point F/I/d-wave superconductor contact can provide an interesting insight in the spin-dependent transport.

A theoretical possibility to study the influence of SDPS associated to the electronic reflection and transmission amplitudes acquired by electrons upon scattering on the potential barrier on the $I - V$ characteristics of superconducting weak links with ferromagnetic elements appeared after the boundary conditions (BCs) for the quasiclassical GF were obtained. In Ref. [41], BCs for the quasiclassical GF for two metals in contact via a magnetically active interface in terms of an interface scattering matrix were derived. In Ref. [29], BCs for the retarded and

advanced quasiclassical GFs were obtained in terms of Riccati amplitudes [42, 43]. In Ref. [31], BCs in terms of Riccati amplitudes were obtained for the nonequilibrium quasiclassical GF. In Ref. [44], quasiclassical equations of superconductivity for metals with a spin-split conduction band were derived and BCs for the temperature quasiclassical GF for the F/S interface were obtained. The model interface was the same as in Refs. [41, 45].

In this paper, calculations are carried out using quasiclassical GFs and the relevant BCs obtained in Ref. [44].

II. FINDING DIFFERENTIAL CONDUCTANCE OF A POINT FIS CONTACT

A. The general expression for differential conductance of a point contact through quasiclassical GF

In hybrid F/S structures the Andreev reflection is modified. The reflected hole has some parameters (for example, the velocity modulus and the phase shift) different from those of the incident electron because it moves in a subband with an opposite spin. Such spin-discriminating processes due to the exchange field in a ferromagnet lead to the formation of spin-dependent Andreev bound states inside the gap [29, 30]. As a result, the spectral density of the charge conductance G_{FIS} of the FIS contact at a zero potential is no longer a symmetrical function of energy ε . The condition of the time reversal invariance has the form $G_{FIS}(\varepsilon, \alpha) = G_{FIS}(-\varepsilon, -\alpha)$. The generalization of the charge conductance expression [46] for this case results in the following formula for $G_{FIS}(V)$ [33]:

$$G_{FIS}(V) = \frac{e^2 A}{32\pi^2 T} \sum_\alpha \text{Tr} \left[\int \frac{d\mathbf{p}_\parallel}{(2\pi)^2} \int_{-\infty}^{\infty} d\varepsilon \times \frac{1}{\coth^2\left(\frac{\varepsilon - eV \hat{\tau}_z}{2T}\right)} [1 - \hat{g}_s^A \tau_z \hat{g}_s^R \hat{\tau}_z - \hat{g}_a^A \hat{\tau}_z \hat{g}_a^R \hat{\tau}_z + \hat{\Upsilon}_s^A \hat{\tau}_z \hat{\Upsilon}_s^R \hat{\tau}_z - \hat{\Upsilon}_a^A \hat{\tau}_z \hat{\Upsilon}_a^R \hat{\tau}_z] \right]. \quad (1)$$

In Eq. (1), V is the potential; A is the contact area; e is the electron charge; T is the temperature; $\hat{\tau}_z$ is the Pauli matrix; p_\parallel is the momentum in the contact plane; $(\hat{g}_s, \hat{\Upsilon}_s)$ and $(\hat{g}_a, \hat{\Upsilon}_a)$ are quasiclassical retarded (R) and advanced (A) GFs symmetric (s) and antisymmetric (a) [33] with respect to the projection of the momentum $\hat{\mathbf{p}}$ on the Fermi surface on the x axis, being perpendicular to the contact plane, composed according to the rule $\hat{T}_{s(a)} = 1/2 [\hat{T}(p_x) \pm \hat{T}(-p_x)]$.

Besides the matrix quasiclassical GF \hat{g} , which equation is analogous to that derived in Ref. [48], equation (1) includes the matrix GF $\hat{\Upsilon}$, describing the interference of waves incoming to the interface and outgoing from it. The function relation with the matrix one-particle temperature GF and equations, which the function obeys,

are presented in appendix. Calculations in Eq.(1) are to be carried out on the boundary of any contacting metal.

B. Finding quasiclassical GF

Let us assume that the barrier with the width d is located in the region $-d/2 < x < d/2$, the superconductor occupies the region $x > d/2$, and the ferromagnet occupies the region $x < -d/2$. To find GFs for each metal, one has to solve quasiclassical equations of superconductivity for metals with a spin-split conductivity band simultaneously with their BCs derived in Ref. [33]:

$$\begin{aligned} \text{sign}(\hat{p}_x) \frac{\partial}{\partial x} \hat{g} + \frac{1}{2} \mathbf{v}_{\parallel} \frac{\partial}{\partial \rho} (\hat{v}_x^{-1} \hat{g} + \hat{g} \hat{v}_x^{-1}) + [\hat{K}, \hat{g}]_- &= 0, \\ \text{sign}(\hat{p}_x) \frac{\partial}{\partial x} \hat{\Upsilon} + \frac{1}{2} \mathbf{v}_{\parallel} \frac{\partial}{\partial \rho} (\hat{v}_x^{-1} \hat{\Upsilon} - \hat{\Upsilon} \hat{v}_x^{-1}) + [\hat{K}, \hat{\Upsilon}]_+ &= 0, \\ \hat{K} &= -i \hat{v}_x^{-\frac{1}{2}} (i \varepsilon_n \hat{\tau}_z + \hat{\Delta} - \hat{\Sigma}) \hat{v}_x^{-\frac{1}{2}} - i (\hat{p}_x - \hat{\tau}_x \hat{p}_x \hat{\tau}_x) / 2, \\ \hat{\Delta} &\equiv \hat{\Delta}(x, \mathbf{p}), \quad [a, b]_{\pm} = ab \pm ba. \end{aligned} \quad (2)$$

In this section, $\varepsilon_n = (2n + 1)\pi T$ is the Matsubara frequency; $\hat{\tau}_x$ and $\hat{\tau}_z$ are the Pauli matrices; $\rho = (x, y)$ are coordinates in the contact plane; $\hat{\Sigma}$ is the self-energy part; \hat{g} are matrix temperature GFs:

$$\hat{g} = \begin{pmatrix} g_{\alpha, \alpha} & f_{\alpha, -\alpha} \\ f_{-\alpha, \alpha}^+ & -g_{-\alpha, -\alpha} \end{pmatrix}, \quad \hat{g} = \begin{cases} \hat{g}_> & \hat{p}_x > 0, \\ \hat{g}_< & \hat{p}_x < 0. \end{cases}$$

Moreover,

$$\hat{\Delta} = \begin{pmatrix} 0 & \Delta(x, \mathbf{p}) \\ -\Delta^*(x, \mathbf{p}) & 0 \end{pmatrix}, \quad \hat{p}_x = \begin{pmatrix} p_{x, \alpha} & 0 \\ 0 & p_{x, -\alpha} \end{pmatrix},$$

where $\Delta(x, \mathbf{p})$ is the order parameter; $p_{x, \alpha}$ and p_{\parallel} are projections of the momentum on the Fermi surface on the x axis and the contact plane, respectively; $\hat{v}_x = \hat{p}_x / m$ and $\hat{v}_{\parallel} = p_{\parallel} / m$.

BCs for a specular reflection of electrons from the boundary $p_{\parallel} = p_{\downarrow} \sin \vartheta_{\downarrow} = p_{\uparrow} \sin \vartheta_{\uparrow} = p_S \sin \vartheta_S$ have the form [33]:

$$\begin{aligned} (\hat{g}_a^S)_d &= (\hat{g}_a^F)_d, \quad (\hat{\Upsilon}_a^S)_d = (\hat{\Upsilon}_a^F)_d, \\ (\sqrt{\hat{R}_\alpha} - \sqrt{\hat{R}_{-\alpha}}) (\hat{\Upsilon}_a^+)_n &= \alpha_3 (\hat{g}_a^-)_n, \\ (\sqrt{\hat{R}_\alpha} - \sqrt{\hat{R}_{-\alpha}}) (\hat{\Upsilon}_a^-)_n &= \alpha_4 (\hat{g}_a^+)_n, \\ -\hat{\Upsilon}_s^- &= \sqrt{\hat{R}_\alpha} (\hat{g}_s^+)_d + \alpha_1 (\hat{g}_s^+)_n, \\ -\hat{\Upsilon}_s^+ &= (\hat{R}_\alpha)^{-\frac{1}{2}} (\hat{g}_s^-)_d + \alpha_2 (\hat{g}_s^-)_n, \end{aligned} \quad (3)$$

where $\hat{g}_{a(s)}^{\pm} = 1/2 [\hat{g}_{a(s)}^S \pm \hat{g}_{a(s)}^F]$. Functions $\hat{\Upsilon}_{a(s)}^{\pm}$ are determined analogously. In Eq. (3) and below, the indices d and n denote the diagonal and the nondiagonal parts of the matrix ($\hat{T}_{d(n)} = 1/2 [\hat{T} \pm \tau_z \hat{T} \tau_z]$), respectively. GFs \hat{g} are connected with GFs, being the

solutions of Eq. (2), by the following relationships [33]:

$$\begin{aligned} (\hat{g}_s^S)_n &= (\hat{g}_s^F)_n \cos(\theta_\alpha) + i \hat{\tau}_z (\hat{g}_a^S)_n \sin(\theta_\alpha) \\ (\hat{g}_a^S)_n &= (\hat{g}_a^F)_n \cos(\theta_\alpha) + i \hat{\tau}_z (\hat{g}_s^S)_n \sin(\theta_\alpha) \\ (\hat{g}_s^F)_n &= (\hat{g}_s^F)_n \cos(\beta_\alpha^r) + i \hat{\tau}_z (\hat{g}_a^F)_n \sin(\beta_\alpha^r) \\ (\hat{g}_a^F)_n &= (\hat{g}_a^F)_n \cos(\beta_\alpha^r) + i \hat{\tau}_z (\hat{g}_s^F)_n \sin(\beta_\alpha^r) \\ (\hat{\Upsilon}^F)_n &= (\hat{\Upsilon}^F)_n e^{i \text{sign}(\hat{p}_x) (\theta_\alpha^r + \theta_{-\alpha}^r) / 2} \\ \theta_\alpha &= \frac{\theta_\alpha^r - \theta_{-\alpha}^r}{2} - (\theta_\alpha^d - \theta_{-\alpha}^d); \quad \beta_\alpha^r = \frac{\theta_\alpha^r - \theta_{-\alpha}^r}{2}. \end{aligned} \quad (4)$$

The diagonal parts of matrices \hat{g} are equal to the corresponding matrices \hat{g} . An explicit form of other functions $\hat{\Upsilon}$ is not needed. These functions are found from BCs. Coefficients α_i are:

$$\begin{aligned} \alpha_{1(2)} &= \frac{1 + \sqrt{R_\uparrow R_\downarrow} \mp \sqrt{D_\uparrow D_\downarrow}}{\sqrt{R_\uparrow} + \sqrt{R_\downarrow}}, \\ \alpha_{3(4)} &= 1 - \sqrt{R_\uparrow R_\downarrow} \pm \sqrt{D_\uparrow D_\downarrow}. \end{aligned}$$

When solving Eqs. (2), let us assume that the order parameter is a step function, being zero in the ferromagnet and finite in the superconductor. Then for S metal the solution is as follows:

$$\begin{aligned} \hat{g}(x, \mathbf{p}) &= e^{-\text{sign}(\hat{p}_x) \hat{K}(x - \frac{d}{2})} \hat{C}(\mathbf{p}) e^{\text{sign}(\hat{p}_x) \hat{K}(x - \frac{d}{2})} + \hat{C}_0(\mathbf{p}) \\ \hat{\Upsilon}(x, \mathbf{p}) &= e^{-\text{sign}(\hat{p}_x) \hat{K}(x - \frac{d}{2})} \hat{\Upsilon} e^{-\text{sign}(\hat{p}_x) \hat{K}(x - \frac{d}{2})} \\ \hat{\Upsilon} &= \hat{\Upsilon}(x = 0, \mathbf{p}). \end{aligned} \quad (5)$$

Matrices $\hat{C}_0(\mathbf{p})$ are the values of GFs \hat{g} far from the F/S boundary:

$$\begin{aligned} \hat{C}_0^S(\mathbf{p}) &= \begin{pmatrix} g & f \\ f^+ & -g \end{pmatrix} = \frac{\begin{pmatrix} \varepsilon_n & -i\Delta(\mathbf{p}) \\ i\Delta^*(\mathbf{p}) & -\varepsilon_n \end{pmatrix}}{\sqrt{\varepsilon_n^2 + |\Delta(\mathbf{p})|^2}} \\ \Delta(\mathbf{p}) &= \Delta_d(T) \cos(2\vartheta_S - 2\gamma). \end{aligned} \quad (6)$$

In Eq. (6) $\Delta_d(T)$ is the maximum value of the order parameter at temperature T ; ϑ_S is the angle between the electron momentum in the superconductor and the x axis, being perpendicular to the contact plane, and γ is the angle between the crystal a axis of the d -wave superconductor and the x axis.

For F metal the solution has the same form as Eq. (5) except for changing the exponent argument from $(x - d/2)$ to $(x + d/2)$; $\hat{C}_0^F = \hat{\tau}_z \varepsilon_n / |\varepsilon_n|$.

GFs \hat{g}^S in Eq. (5) have to tend to \hat{C}_0^S at $x \rightarrow +\infty$ and GFs \hat{g}^F to $\hat{C}_0^F(\mathbf{p})$ at $x \rightarrow -\infty$. By matrix multiplication in Eq. (5) and in corresponding equation for \hat{g}^F , we find that for the above to hold it is necessary that at $x = +d/2$ and at $x = -d/2$ the relationships

$$\begin{aligned} \hat{C}_0^S(\mathbf{p}) \hat{C}^S(\mathbf{p}) &= \hat{C}^S(\mathbf{p}) \hat{C}_0^S(\mathbf{p}) = \text{sign}(\hat{p}_x) \hat{C}^S(\mathbf{p}) \\ \hat{C}_0^F(\mathbf{p}) \hat{C}^F(\mathbf{p}) &= -\hat{C}^F(\mathbf{p}) \hat{C}_0^F(\mathbf{p}) = -\text{sign}(\hat{p}_x) \hat{C}^F(\mathbf{p}) \end{aligned} \quad (7)$$

are fulfilled respectively. It follows from these relationships that

$$\begin{aligned}\hat{g}_s^S &= \hat{X} \hat{C}_a^S + \hat{X}, & \hat{g}_s^F &= \hat{C}_0^F - \hat{C}_0^F \hat{C}_a^F \\ \hat{g}_a^S &= \hat{C}_a^S + \hat{C}_{0,a}^S, & \hat{g}_a^F &\equiv \hat{C}_a^F,\end{aligned}\quad (8)$$

where

$$\hat{X} = (1 + \hat{C}_{0,a}^S)(\hat{C}_{0,s}^S)^{-1}, \quad \hat{X} = \hat{\tau}_z(X)_d + (\hat{X})_n.$$

In Eq. (8) $\hat{C}_{0,s(a)}^S$ are symmetric and antisymmetric combinations of the matrix $\hat{C}_0^S(\mathbf{p})$ with respect to the projection of the Fermi momentum on the x axis: $\hat{C}_{0,s(a)}^S = 1/2[\hat{C}_0^S(p_x) \pm \hat{C}_0^S(-p_x)]$, $\hat{X} = \hat{1}$. Matrices $\hat{Y}^{S(F)}$ satisfy the relationships:

$$\begin{aligned}\hat{C}_0^F(\mathbf{p})\hat{Y}^F(\mathbf{p}) &= \hat{Y}^F(\mathbf{p})\hat{C}_0^F(\mathbf{p}) = -\text{sign}(\hat{p}_x)(\mathbf{p})\hat{Y}^F(\mathbf{p}) \\ \hat{C}_0^S(\mathbf{p})\hat{Y}^S(\mathbf{p}) &= \hat{Y}^S(\mathbf{p})\hat{C}_0^S(\mathbf{p}) = \text{sign}(\hat{p}_x)(\mathbf{p})\hat{Y}^S(\mathbf{p}),\end{aligned}\quad (9)$$

being the condition for the functions $\hat{Y}^F(x, \mathbf{p})$ and $\hat{Y}^S(x, \mathbf{p})$ to tend to zero when x tends to $-\infty$ and $+\infty$, respectively. It follows from Eq. (2) that the function $(\hat{Y}(x)^F)_n = \text{const} = 0$, because for a ferromagnet $[\hat{K}, (\hat{Y})_n]_+ = 0$ and $\hat{Y}^F(x, \mathbf{p})$ has to tend to zero when x tends to $-\infty$. Then from the BCs (3) and relationships (4) it follows that:

$$\alpha_3(\hat{g}_a^-)_n = \alpha_4(\hat{g}_a^+)_n, \quad \alpha_1(\hat{g}_s^+)_n = \alpha_2(\hat{g}_s^-)_n. \quad (10)$$

From the first equality in Eq. (10) we find the relation between functions $(\hat{g}_a^F)_n$ and $(\hat{g}_a^S)_n$:

$$(\hat{g}_a^F)_n = \frac{\sqrt{D_\uparrow D_\downarrow}}{1 - \sqrt{R_\uparrow R_\downarrow}} (\hat{g}_a^S)_n.$$

By substituting this relation into the second equality in Eq. (10) and using the relations (4) and (8) we find $(\hat{g}_a^F)_n$:

$$\begin{aligned}\hat{g}_a^F &= \hat{g}_a^F e^{-i\beta_a^r \text{sign}(\varepsilon_n)} = -\frac{\sqrt{D_\uparrow D_\downarrow} \hat{\tau}_z (\hat{X})_n}{Z} \\ Z &= (1 - \sqrt{R_\uparrow R_\downarrow}) [X_d \cos(\theta_\alpha) + i \sin(\theta_\alpha)] \\ &+ (1 + \sqrt{R_\uparrow R_\downarrow}) \text{sign}(\varepsilon_n) [\cos(\theta_\alpha) + i X_d \sin(\theta_\alpha)].\end{aligned}\quad (11)$$

Knowing $(\hat{g}_a^F)_n$, from Eqs. (3) and (4) we find functions \hat{g}_s^F, \hat{Y}_s^F and \hat{Y}_a^F necessary for calculation of the conductivity in the Eq. (1) and calculate the conductance at the ferromagnet side.

C. Differential conductance of a point FIS contact

After carrying out the analytical continuation in functions $(\hat{g}_a^F)_n, \hat{g}_s^F, \hat{Y}_s^F, \hat{Y}_a^F$ (substitution $i\varepsilon_n$ for $\varepsilon \pm \delta$ for retarded and advanced GFs, respectively), we obtain an

expression for the charge conductance $\sigma_{F/S}(V)$. For angles $\gamma = 0$ and $\gamma = \pi/4$ $\sigma_{F/S}(V)$ is as follows:

$$\begin{aligned}\sigma_{F/S}(V) &= \frac{e^2 A}{\pi} \int \frac{d\mathbf{p}_\parallel}{(2\pi)^2} \left\{ \int_{|\Delta(\vartheta_S)|}^{\infty} \frac{d\varepsilon}{2T} \left[\frac{1}{\cosh^2(\frac{\varepsilon \pm eV}{2T})} \right. \right. \\ &+ \left. \left. \frac{1}{\cosh^2(\frac{\varepsilon - eV}{2T})} \right] \frac{\varepsilon \xi^R (D_\uparrow + D_\downarrow) + \varepsilon (\varepsilon - \xi^R) D_\uparrow D_\downarrow}{Z_\uparrow} + \right. \\ &\left. \int_0^{|\Delta(\vartheta_S)|} \frac{d\varepsilon}{2T} \left[\frac{D_\uparrow D_\downarrow}{\cosh^2(\frac{\varepsilon + eV}{2T})} + \frac{D_\uparrow D_\downarrow}{\cosh^2(\frac{\varepsilon - eV}{2T})} \right] \frac{|\Delta(\vartheta_S)|^2}{Z_\downarrow} \right\}.\end{aligned}\quad (12)$$

For $\gamma = 0$:

$$\begin{aligned}\Delta(\vartheta_S) &= |\Delta_d| \cos(2\vartheta_S) \\ Z_\uparrow &= [\varepsilon(1 - W) + \xi(1 + W)]^2 + 4W |\Delta(\vartheta_S)|^2 \sin^2(\theta_\alpha) \\ Z_\downarrow &= [1 + 2W \cos(2\theta_\alpha) + W^2] |\Delta(\vartheta_S)|^2 - 4W \varepsilon^2 \cos(2\theta_\alpha) \\ &- \frac{16W^2 (|\Delta(\vartheta_S)|^2 - \varepsilon^2) \varepsilon^2 \sin^2(2\theta_\alpha)}{[1 + 2W \cos(2\theta_\alpha) + W^2] |\Delta(\vartheta_S)|^2 - 4W \varepsilon^2 \cos(2\theta_\alpha)} \\ W &= \sqrt{R_\uparrow R_\downarrow}; \quad \xi = \sqrt{\varepsilon^2 - |\Delta(\vartheta_S)|^2}.\end{aligned}\quad (13)$$

For $\gamma = \pi/4$:

$$\begin{aligned}\Delta(\vartheta_S) &= |\Delta_d| \sin(2\vartheta_S) \\ Z_\uparrow &= [\varepsilon(1 + W) + \xi(1 - W)]^2 - 4W |\Delta(\vartheta_S)|^2 \sin^2(\theta_\alpha) \\ Z_\downarrow &= [1 - 2W \cos(2\theta_\alpha) + W^2] |\Delta(\vartheta_S)|^2 + 4W \varepsilon^2 \cos(2\theta_\alpha) \\ &- \frac{16W^2 (|\Delta(\vartheta_S)|^2 - \varepsilon^2) \varepsilon^2 \sin^2(2\theta_\alpha)}{[1 - 2W \cos(2\theta_\alpha) + W^2] |\Delta(\vartheta_S)|^2 + 4W \varepsilon^2 \cos(2\theta_\alpha)}.\end{aligned}\quad (14)$$

For $\gamma = 0$, when $\theta_\alpha = 0$, the expression for the conductance obtained in Ref. [33] follows from Eq. (12). In the case of a nonmagnetic metal, when $D_\uparrow = D_\downarrow$ this expression is the same as that obtained in Ref. [45], and for $D = 1/(1 + Z^2)$ this expression is the same as that obtained in Ref. [46]. For $\gamma = \pi/4$, when $\theta_\alpha = 0$, the expression for the conductance obtained in Ref. [47] follows from Eq. (12).

III. ANDREEV REFLECTION

The calculation of quasiclassical GFs in the expression for the conductance allows one to conclude that for energies lower than $|\Delta(\vartheta_S)|$ ($\varepsilon^2 < |\Delta|^2$), the following relation is true:

$$\begin{aligned}[1 - \hat{g}_s^A \tau_z \hat{g}_s^R \hat{\tau}_z - \hat{g}_a^A \hat{\tau}_z \hat{g}_a^R \hat{\tau}_z + \hat{Y}_s^A \hat{\tau}_z \hat{Y}_s^R \hat{\tau}_z \\ - \hat{Y}_a^A \hat{\tau}_z \hat{Y}_a^R \hat{\tau}_z] = 4[-\hat{g}_a^A \hat{\tau}_z \hat{g}_a^R \hat{\tau}_z] \sim \hat{1}.\end{aligned}\quad (15)$$

The comparison of the form of under-gap conductances in Eq.(1) and that of the corresponding Eq. (25) in Ref. [46] shows that the matrix elements $(\hat{g}_a^R)^F$ and $(\hat{g}_a^A)^F$

are the amplitudes of the Andreev reflection probability $a(\varepsilon, \theta_\alpha)$ in FIS contacts. Let us take the matrix elements of $(\hat{g}_a^R)^F$ given by Eq. (11) as $a(\varepsilon, \theta_\alpha)$:

$$a(\gamma, \varepsilon, \theta_\alpha) = \frac{\sqrt{D_\uparrow D_\downarrow} \Delta(\vartheta_S)}{Z(\gamma)}, \quad (16)$$

where

$$\begin{aligned} Z(0) &= \\ & (1 - \sqrt{R_\uparrow R_\downarrow})[\varepsilon \cos(\theta_\alpha) - \sqrt{|\Delta(\vartheta_S)|^2 - \varepsilon^2} \sin(\theta_\alpha)] \\ & + i(1 + \sqrt{R_\uparrow R_\downarrow})[\sqrt{|\Delta(\vartheta_S)|^2 - \varepsilon^2} \cos(\theta_\alpha) + \varepsilon \sin(\theta_\alpha)]. \\ Z(\pi/4) &= \\ & (1 + \sqrt{R_\uparrow R_\downarrow})[\varepsilon \cos(\theta_\alpha) - \sqrt{|\Delta(\vartheta_S)|^2 - \varepsilon^2} \sin(\theta_\alpha)] \\ & + i(1 - \sqrt{R_\uparrow R_\downarrow})[\sqrt{|\Delta(\vartheta_S)|^2 - \varepsilon^2} \cos(\theta_\alpha) + \varepsilon \sin(\theta_\alpha)]. \end{aligned}$$

The presence of the imaginary part in functions $a(\gamma, \varepsilon, \theta_\alpha)$ means that Andreev reflection is accompanied by the phase shift. The Andreev reflection probability $A_\alpha(\gamma, \varepsilon)$ ($A_\alpha(\gamma, \varepsilon) = a(\gamma, \varepsilon, \theta_\alpha) a^*(\gamma, \varepsilon, \theta_\alpha)$) is:

$$A_\alpha(\gamma, \varepsilon) = \frac{D_\uparrow D_\downarrow |\Delta(\vartheta_S)|^2}{|Z(\gamma)|^2} \quad (17)$$

$$\begin{aligned} |Z(0)|^2 &= [1 - \sqrt{R_\uparrow R_\downarrow}]^2 |\Delta(\vartheta_S)|^2 \\ & + 4\sqrt{R_\uparrow R_\downarrow} [\sqrt{|\Delta(\vartheta_S)|^2 - \varepsilon^2} \cos(\theta_\alpha) + \varepsilon \sin(\theta_\alpha)]^2. \\ |Z(\pi/4)|^2 &= [1 - \sqrt{R_\uparrow R_\downarrow}]^2 |\Delta(\vartheta_S)|^2 \\ & + 4\sqrt{R_\uparrow R_\downarrow} [\sqrt{|\Delta(\vartheta_S)|^2 - \varepsilon^2} \sin(\theta_\alpha) - \varepsilon \cos(\theta_\alpha)]^2. \end{aligned}$$

From this equation it follows that: (1) the spin-mixing angle Θ used in Refs. [28, 29] corresponds, in our notations, to θ_α (for S/F/S and N/F/S contacts $\Theta = \theta_\uparrow^r - \theta_\downarrow^r = \theta_\uparrow^d - \theta_\downarrow^d$ [29, 30]); (2) for $\gamma = 0$, when $\theta_\alpha < 0$ the Andreev reflection probability of the electron excitation with the spin projection α is larger than that of the hole excitation; when $\theta_\alpha > 0$, the Andreev reflection probability of the hole excitation with the spin projection α is larger than that of the electron excitation; for $\gamma = \pi/4$, the relation is reverse; (3) the Andreev reflection probability has maxima at $\varepsilon = \varepsilon_\alpha^b(\gamma)$ (at values of the energy of electron (hole) excitations corresponding to the energy levels of spin-dependent Andreev surface bound states).

The energy of spin-dependent bound states is:

$$\begin{aligned} \varepsilon_\alpha^b(0) &= \begin{cases} -|\Delta(\vartheta_S)| \cos(\theta_\alpha) & \text{for } (\pi/2) \geq \theta_\alpha \geq 0, \\ |\Delta(\vartheta_S)| \cos(\theta_\alpha) & \text{for } -(\pi/2) \leq \theta_\alpha \leq 0, \end{cases} \quad (18) \\ \varepsilon_\alpha^b(\pi/4) &= \begin{cases} |\Delta(\vartheta_S)| |\sin(\theta_\alpha)| & \text{for } (\pi/2) \geq \theta_\alpha \geq 0 \\ -|\Delta(\vartheta_S)| |\sin(\theta_\alpha)| & \text{for } -(\pi/2) \leq \theta_\alpha \leq 0. \end{cases} \end{aligned}$$

Spin-dependent Andreev surface bound states are formed in a superconductor due to the interference of electron-like and hole-like particles with different SDPS. One may demonstrate it by using a phenomenological argument in Ref. [36]. Let us consider diagrams in Fig. 1 corresponding to Andreev reflection of an electron with

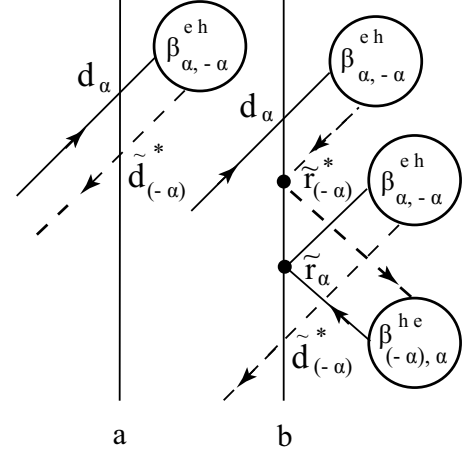


FIG. 1: Structure of the diagrams corresponding to Andreev reflection in the superconductor: diagram a), one-act process; diagram b), two-act process. The vertex \circ is Andreev reflection of electron-like (solid lines) and hole-like (broken lines) quasiparticles by the pair potential. The vertex \bullet is the normal reflection of electron-like and hole-like quasiparticles by the barrier potential. When the solid line transforms into the broken line, \circ denotes the vertex $\beta_{\alpha, -\alpha}^{eh}$. When the broken line transforms into the solid line, \circ denotes the vertex $\beta_{-\alpha, \alpha}^{he}$. Parameters d_α , \tilde{d}_α , r_α and \tilde{r}_α are related as follows: $\tilde{d}_\alpha = d_\alpha p_x^S/p_x^F$; $\tilde{r}_\alpha = -r_\alpha^* d_\alpha/d_\alpha^*$; $D_\alpha = d_\alpha \tilde{d}_\alpha^*$ [45].

the spin projection α and the energy less than $|\Delta|$ transmitted from a ferromagnet into a superconductor. The analysis of these diagrams and their summation makes it possible to obtain the following expression for a phenomenological expression of the amplitudes of the Andreev reflection probability $a(\varepsilon, \theta_\alpha)$:

$$\begin{aligned} a(\varepsilon, \theta_\alpha) &= d_\alpha \tilde{d}_{-\alpha}^* \beta_{\alpha, -\alpha}^{eh} [1 + \tilde{r}_{-\alpha}^* \tilde{r}_\alpha \beta_{\alpha, -\alpha}^{eh} \beta_{-\alpha, \alpha}^{he}] \\ & + (\tilde{r}_{-\alpha}^* \tilde{r}_\alpha \beta_{\alpha, -\alpha}^{eh} \beta_{-\alpha, \alpha}^{he})^2 + \dots = \frac{d_\alpha \tilde{d}_{-\alpha}^* \beta_{\alpha, -\alpha}^{eh}}{1 - \tilde{r}_{-\alpha}^* \tilde{r}_\alpha \beta_{\alpha, -\alpha}^{eh} \beta_{-\alpha, \alpha}^{he}} \\ & = \frac{\sqrt{D_\alpha D_{-\alpha} p_{x, \alpha}^F / p_{x, -\alpha}^F} e^{i\beta_\alpha^r} \beta_{\alpha, -\alpha}^{eh}}{e^{i\theta_\alpha} - e^{-i\theta_\alpha} \sqrt{R_\alpha R_{-\alpha}} \beta_{\alpha, -\alpha}^{eh} \beta_{-\alpha, \alpha}^{he}}. \quad (19) \end{aligned}$$

The corresponding probability of Andreev reflection is:

$$\begin{aligned} A(\varepsilon, \theta_\alpha) &= \frac{D_\alpha D_{-\alpha} p_{x, \alpha}^F / p_{x, -\alpha}^F \beta_{\alpha, -\alpha}^{eh} \beta_{-\alpha, \alpha}^{he}}{1 + R_\alpha R_{-\alpha} |\beta_{\alpha, -\alpha}^{eh}|^2 |\beta_{-\alpha, \alpha}^{he}|^2 - Q} \\ Q &= \sqrt{R_\alpha R_{-\alpha}} [\cos(2\theta_\alpha) [\beta_{\alpha, -\alpha}^{eh} \beta_{-\alpha, \alpha}^{he} + \beta_{\alpha, -\alpha}^{*eh} \beta_{-\alpha, \alpha}^{*he}] \\ & + i \sin(2\theta_\alpha) [\beta_{\alpha, -\alpha}^{*eh} \beta_{-\alpha, \alpha}^{*he} - \beta_{\alpha, -\alpha}^{eh} \beta_{-\alpha, \alpha}^{he}]] \quad (20) \end{aligned}$$

By comparing formulas (16, 17), derived using quasiclassical GFs, with formulas (19, 20), obtained using phenomenological arguments, we find the expressions for the

vertices $\beta_{\alpha,-\alpha}^{eh}$ and $\beta_{-\alpha,\alpha}^{he}$. So for $\gamma = \pi/4$:

$$\beta_{\alpha,-\alpha}^{eh} = \sqrt{\frac{p_{x,-\alpha}^F}{p_{x,\alpha}^F}} \frac{\varepsilon - i \sqrt{|\Delta(\vartheta_S)|^2 - \varepsilon^2}}{|\Delta(\vartheta_S)|} \frac{\Delta(\vartheta_S)}{|\Delta(\vartheta_S)|} \quad (21)$$

$$\beta_{-\alpha,\alpha}^{he} = -\sqrt{\frac{p_{x,\alpha}^F}{p_{x,-\alpha}^F}} \frac{\varepsilon - i \sqrt{|\Delta(\vartheta_S)|^2 - \varepsilon^2}}{|\Delta(\vartheta_S)|} \frac{\Delta^*(\vartheta_S)}{|\Delta(\vartheta_S)|}.$$

For $\gamma = 0$ the expression for the vertex $\beta_{-\alpha,\alpha}^{he}$ is of an opposite sign. It follows from formulas (20) and (21) that in the absence of the interferential term Q the probability of Andreev reflection is a constant (independent of the energy ε) quantity. The interference of electron-like and hole-like particles reflected by the pair potential and the interface results in the formation of spin-dependent Andreev surface bound states. For $\gamma = 0$ at $\theta_\alpha = 0$ the maximum in the probability of Andreev reflection is at $\varepsilon = \pm |\Delta_d|$ as in [46]. At $\theta_\alpha = \pm \pi/2$ spin-dependent Andreev surface bound states with the width Γ :

$$\Gamma = \frac{(1 - \sqrt{R_\uparrow R_\downarrow}) |\Delta(\vartheta_S)|}{2 \sqrt[4]{R_\uparrow R_\downarrow}} \quad (22)$$

are formed at $\varepsilon = 0$ on the Fermi level. For $\gamma = \pi/4$ the spin degeneracy of the level on the Fermi surface [34] at $\theta_\alpha \neq 0$ is removed. Two energy levels symmetric with respect to the Fermi level are formed inside the energy gap.

IV. APPEARANCE OF ANDREEV BOUND STATES IN CONDUCTANCE OF THE FIS CONTACT

We present below the results of numerical calculations of the charge conductance of the FIS contact taking into account the phase shifts. In the numerical calculations the relation between Fermi momenta of contacting metals was the following: $p_S = (p_\uparrow + p_\downarrow)/2$. Calculations are carried out for a rectangular barrier with a height U counted from the bottom of the conduction band of a superconductor. The electron wave function in the isolator $\chi(x)$ is as follows:

$$\chi(x) = C_1 \exp(\mu_x x) + C_2 \exp(-\mu_x x),$$

where $\mu_x = \sqrt{k^2 + p_\parallel^2}$; $k^2 = 2m_b(U - E_F^S)$; E_F^S is the Fermi energy of a superconductor, m_b is the mass of an electron in a barrier. In this case the expressions for θ_α^d

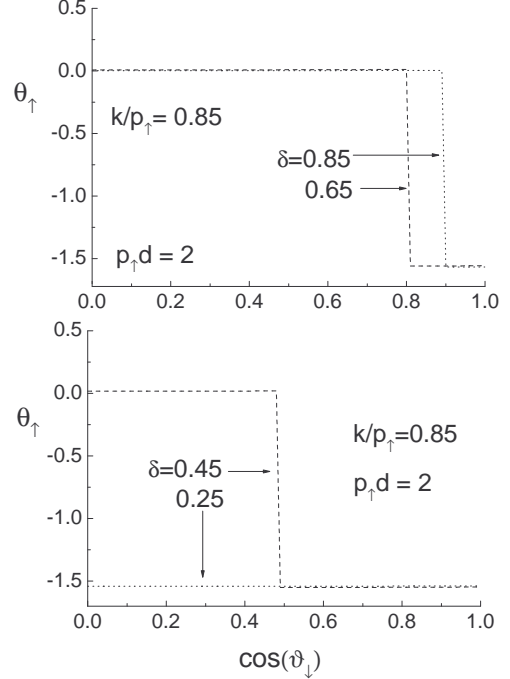


FIG. 2: Dependence of the angle θ_\uparrow on $\cos(\vartheta_\downarrow)$ for various values of the polarization of a ferromagnet δ ($\delta = p_\downarrow/p_\uparrow < 1$).

and θ_α^r have the following form:

$$\theta_\alpha^d = \tilde{\theta}_\alpha^d - i \frac{1}{2} (p_{x,\alpha}^F + p_x^S) d; \quad \theta_\alpha^r = \tilde{\theta}_\alpha^r - i p_{x,\alpha}^F d$$

$$\tilde{\theta}_\alpha^d = \arctan \left(\frac{(p_{x,\alpha}^F p_x^S - \mu_x^2) \tanh(\mu_x d)}{\mu_x (p_{x,\alpha}^F + p_x^S)} \right) \quad (23)$$

$$\tilde{\theta}_\alpha^r = \arctan \left(\frac{2 \mu_x p_{x,\alpha}^F [\mu_x^2 + (p_x^S)^2] \tanh(\mu_x d)}{Z_\alpha} \right)$$

$$Z_\alpha = \mu_x^2 [(p_x^S)^2 - (p_{x,\alpha}^F)^2] + [\mu_x^4 - (p_x^S p_{x,\alpha}^F)^2] \tanh^2(\mu_x d),$$

so that the angle θ_α [$\theta_\alpha = (\theta_\alpha^r - \theta_{-\alpha}^r)/2 - (\theta_\alpha^d - \theta_{-\alpha}^d) = (\tilde{\theta}_\alpha^r - \tilde{\theta}_{-\alpha}^r)/2 - (\tilde{\theta}_\alpha^d - \tilde{\theta}_{-\alpha}^d)$] does not depend on the location of the barrier.

Figure 2 shows dependences of the angle θ_\uparrow on $\cos(\vartheta_\downarrow)$. All angles are connected by a specular reflection $p_\parallel = p_\downarrow \sin \vartheta_\downarrow = p_\uparrow \sin \vartheta_\uparrow = p_S \sin \vartheta_S$. Figure 2 shows that the angle θ_\uparrow , being a combination of phase shifts θ_α^d and θ_α^r , has a jump for a part of electron trajectories transmitted through the contact region. The jump in the dependence of the angle θ_\uparrow on $\cos(\vartheta_\downarrow)$ is due to the jump in the dependence of the phase shift $\tilde{\theta}_\alpha^r$ on $\cos(\vartheta_\downarrow)$.

By setting $p_{x,\uparrow}^F = p_{x,\downarrow}^F = p_x^S = p_x^N$ in Eqs.(23), we get the following expression for phase shifts $\tilde{\theta}^r$ and $\tilde{\theta}^d$,

which correspond to the N/I/S contact with the same Fermi momenta $p^N = p^S$ in normal metal (p^N) and superconductor (p^S) ($p_x^N = p^N \cos(\vartheta)$):

$$\begin{aligned} \tilde{\theta}^r &= \arctan \frac{2\mu_x p_x^N}{[\mu_x^2 - (p_x^N)^2] \tanh(\mu_x d)} \quad (24) \\ \tilde{\theta}^d &= \arctan \frac{[\mu_x^2 - (p_x^N)^2] \tanh(\mu_x d)}{2\mu_x p_x^N}; \quad \tilde{\theta}^d = \tilde{\theta}^r + \frac{\pi}{2}. \end{aligned}$$

One may see from this equation that the phase shift $\tilde{\theta}^d$ is continuous for the trajectory with $p_x^N = \mu_x$, and the phase shift $\tilde{\theta}^r$ differs by π for electron trajectories with p_x^N , being somewhat larger μ_x and somewhat smaller μ_x . For the N/I/S contact, phase shifts $\tilde{\theta}_\uparrow^r$ and $\tilde{\theta}_\downarrow^r$ have jumps for the same trajectory μ_x . As a result, the angle $\tilde{\theta}_\alpha = 0$. For the F/I/S contact, the trajectories, at which phase shifts $\tilde{\theta}_\uparrow^r$ and $\tilde{\theta}_\downarrow^r$ have jumps, are different. These critical trajectories are the solutions of the transcendent equation $Z_\alpha = 0$ (see Eq. (23)). An analysis of the numerical solution of this equation allows us to state that if $kd \leq 2$ and $k/p_\uparrow \leq 1$ there is always a set of trajectories, for which the phase shift $\tilde{\theta}_\uparrow^r$ has a jump and the phase shift $\tilde{\theta}_\downarrow^r$ has no jump, or vice versa. Thus, the angle $\tilde{\theta}_\alpha$ has a jump being equal to $\pm\pi/2$. Figure 2 shows the case when the phase shift $\tilde{\theta}_\uparrow^r$ has a jump and the phase shift $\tilde{\theta}_\downarrow^r$ has no jump.

As the polarization of a ferromagnet δ ($\delta = p_\downarrow/p_\uparrow < 1$) increases, the part of electron trajectories with phase shifts experiencing a jump increases as well, and at high values of the polarization of the ferromagnet for all electron trajectories $\theta_\uparrow \sim -\pi/2, \theta_\downarrow \sim +\pi/2$. For a rectangular model of the potential barrier, the angle θ_α is of an order of ($\mp\pi/2$) only for $kd \leq 2$ and $k/p_\uparrow \leq 1$. At $k/p_\uparrow > 1$, the angle $\theta_\alpha \ll 1$.

Figure 3 shows the results of numerical calculations of the normalized conductance of the FIS contact $\sigma_{F/S}(V)/\sigma_0$ for the {100}-oriented d-wave superconductor taking into account and not taking into account the phase shifts. Not taking into account the angle θ_α (dashed lines), the plots illustrate the suppression of Andreev reflection due to a decrease of the number of conducting channels determined by the number of conducting channels in the subband with a lower value of the Fermi momentum (in this case it is p_\downarrow) as the polarization of the ferromagnet increases. The appearance of electron trajectories with a jump of the angle θ_α forms Andreev bound states on the Fermi surface ($\varepsilon_\alpha^b(0) = 0$) (18). It results in the appearance of a peak at a zero potential in the dependence $\sigma_{F/S}(V)$. As δ increases, the part of electron trajectories around the normal to the contact plane participating in the formation of levels close to the Fermi level of a superconductor increases (Fig. 1). However, it does not compensate the decrease of the conductance at a zero potential due to the decrease of the number of conducting channels. As a result, with increasing polarization of the ferromagnet the zero-potential peak in the

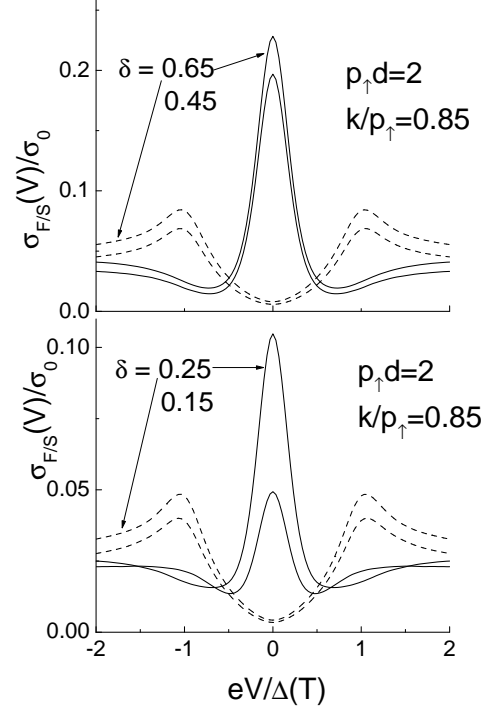


FIG. 3: Dependence of the normalized conductance $\sigma_{F/S}(V)/\sigma_0$ ($\sigma_0 = e^2 p_\uparrow / \pi^2$) from Eqs.(12) and (13) as a function of the applied potential for the {100}-oriented d-wave superconductor ($\gamma = 0$) for various values of the polarization of a ferromagnet δ not taking into account (dashed lines) and taking into account (solid lines) the phase shifts.

dependence $\sigma_{F/S}(V)/\sigma_0$ decreases.

Figure 4 shows the results of numerical calculations of the normalized conductance of the FIS contact $\sigma_{F/S}(V)/\sigma_0$ for the {110} oriented d-wave superconductor ($\gamma = \pi/4$). A part of electron trajectories without a jump of the angle θ_α forms the Andreev bound state on the Fermi surface manifested in the zero-potential conductance peak. The other part of electron trajectories with a jump of the angle θ_α forms the Andreev surface bound state with an energy of about $|\Delta_d \sin(2\vartheta_S)|$ manifested in the conductance peak at the potential close to $|\Delta_d|$. At increasing polarization of the ferromagnet all electron trajectories have a jump of the angle θ_α . As a result, the conductance peak at the zero potential disappears and that at the potential close to $\pm|\Delta_d \sin(2\vartheta_S)|$ increases. Plots in Fig. 4 demonstrate a tendency of the conductance peak to the decrease at the zero potential (the decrease of the part of electron trajectories forming the level on the Fermi surface) and the increase of the conductance at the potential close to the edge of the superconducting gap (the increase of the part of electron trajectories forming the jump of the phase shift θ_α) with increasing polarization of the ferromagnet.

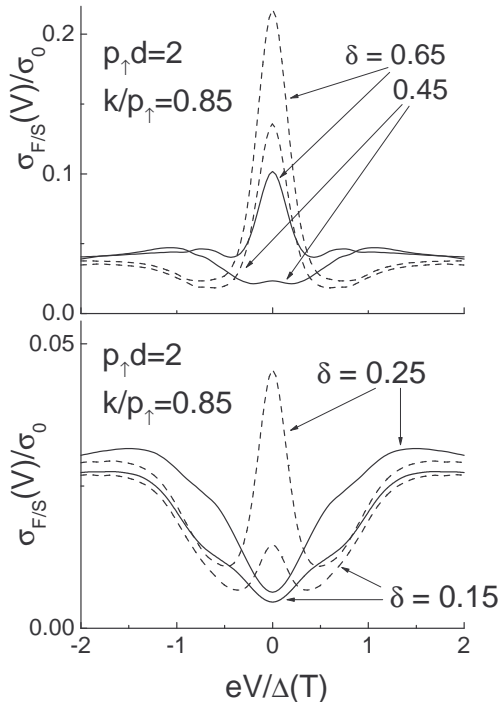


FIG. 4: Dependence of the normalized conductance $\sigma_{F/S}(V)/\sigma_0$ from Eqs.(12) and (14) as a function of the applied potential for the $\{110\}$ -oriented d - wave superconductor ($\gamma = \pi/4$) for various values of the polarization of a ferromagnet δ not taking into account (dashed lines) and taking into account (solid lines) the angle θ_{\uparrow} .

V. CONCLUSION

In this paper, the influence of SDPS associated to the electronic reflection and transmission amplitudes acquired by electrons upon scattering on the potential barrier on the Andreev reflection probability of electron and hole excitations for a ferromagnet/isolator/d-wave superconductor contact and the charge conductance of the ferromagnet/isolator/d-wave superconductor contact as a function of the applied potential have been studied. Spin-dependent Andreev bound states in a superconductor are found. It is found that for parameters of a potential barrier $kd \leq 2$ and $k/p_{\uparrow} \leq 1$ there are always two groups of trajectories of electron-like and hole-like quasiparticles, such that due to the interference of one group of trajectories of electron-like and hole-like quasiparticles reflected by the pair potential and the interface, spin-dependent bound states are formed near the Fermi level, whereas due to the interference of the other group of trajectories spin-dependent bound states are formed in the vicinity of the edges of the energy gap. As a result, SDPS can suppress the zero-potential peak and restore finite-potential peaks in the charge conductance of the F/I/d-wave superconductor contact for the $\{110\}$ orien-

tation of the d-wave superconductor and, on the contrary, can restore the zero-potential peak and suppress finite-potential peaks for the $\{100\}$ orientation of the d-wave superconductor. The fitting of Eq. (12) to the experimental dependence of the charge conductance of the FIS contact on the applied potential makes it possible to determine the polarization of a ferromagnet.

VI. ACKNOWLEDGMENTS

I am grateful to G.B. Teitel'baum for discussing the results of this work. The work is supported by the Russian Foundation for Basic Research, grant 06-02-17233.

APPENDIX: DETERMINING QUASICLASSIC GFs \hat{g} AND \hat{Y} . DERIVING EQUATION (2).

Let us start with equations for equilibrium thermodynamic GFs in the matrix form [48], taking into account the spin splitting of the conduction band:

$$\left(i\varepsilon_n \tau_z + \frac{1}{2m} \frac{\partial^2}{\partial \mathbf{r}^2} + \hat{\Delta}(\mathbf{r}) + \hat{\mu} - \hat{\Sigma} \right) \hat{G}(\varepsilon_n, \mathbf{r}, \mathbf{r}') = \delta(\mathbf{r} - \mathbf{r}'). \quad (\text{A.1})$$

Here $\hat{\Sigma}$ is the self-energy part which includes the scattering by non-magnetic impurities and phonons [48]. An explicit form of this term is not needed for deriving the quasiclassic equations. $\hat{G}(\varepsilon_n, \mathbf{r}, \mathbf{r}')$ is the matrix temperature GF:

$$\hat{G}(\varepsilon_n, \mathbf{r}, \mathbf{r}') = \begin{pmatrix} G_{\alpha\alpha} & F_{\alpha-\alpha} \\ F_{-\alpha\alpha}^+ & \tilde{G}_{-\alpha-\alpha} \end{pmatrix}; \hat{\mu} = \frac{1}{2m} \begin{pmatrix} p_{\alpha}^2 & \\ & p_{-\alpha}^2 \end{pmatrix}.$$

$\hat{\tau}_z$ is the Pauli matrix; $\varepsilon_n = (2n+1)\pi T$ is the Matsubara frequency, α is the spin index; $\hat{\Delta}(\mathbf{r})$ is the order parameter (as defined below equation (2)); p_{α} is the Fermi momentum; m is the electron mass; $\mathbf{r} = (x, \mathbf{R})$, $\mathbf{R} = (y, z)$; x -axis is perpendicular to the contact plane.

Passing to coordinates $\tilde{\rho}$ and ρ ($\tilde{\rho} = \rho - \rho'$, $2\rho = R + R'$) in Eq. (A.1) and performing Fourier representation with respect to the $\tilde{\rho}$ coordinate, the following equation for $\hat{G}(x, x') = \hat{G}(x, x', \rho, p_{\parallel}, \varepsilon_n)$ (p_{\parallel} is the momentum in the contact plane) is obtained:

$$\left(i\varepsilon_n \tau_z + \frac{1}{2m} \frac{\partial^2}{\partial x^2} + i \frac{\mathbf{v}_{\parallel}}{2} \frac{\partial}{\partial \rho} + \frac{\hat{p}_x^2}{2m} + \hat{\Delta} - \hat{\Sigma} \right) \hat{G}(x, x') = \delta(x - x'), \quad (\text{A.2})$$

In Eq. (A2): $\mathbf{v}_{\parallel} = \mathbf{p}_{\parallel}/m$, $\hat{p}_x = [\hat{p}_{\alpha}^2 - p_{\parallel}^2]^{1/2}$.

Then the Zaitsev representation generalized for the description of metals with a spin-split conduction band is used for the function $\hat{G}(x, x')$:

$$\hat{G}(x, x') = \sum_{n, m=1}^2 \hat{A}_k(x) \hat{G}_{n, m}(x, x') \hat{A}_n^*(x'), \quad (\text{A.3})$$

$$\hat{A}_k(x) = e^{-i(-1)^k \hat{p}_x x}, \quad \hat{p}_x = \begin{pmatrix} p_{x, \alpha} & 0 \\ 0 & p_{x, -\alpha} \end{pmatrix}$$

Representation (A.3) explicitly takes account for oscillating terms present in the function $\hat{G}(x, x')$ and waves of the $\exp[\pm i(\mathbf{p}_\uparrow x + \mathbf{p}_\downarrow x')]$ type, arising from partial reflection of the first electron of the superconducting pair from the interface [49]. Functions $\hat{G}_{n, m}(x, x')$ change at distances of an order of the mean free path of electrons in a metal. By substituting Eq. (A.3) to Eq. (A.2) and, neglecting the second x -derivative, we obtain an equation for slow changing functions $\hat{G}_{k, n}(x, x')$:

$$\hat{A}_k(x) \left(i\varepsilon_n \tau_z - i(-1)^k \hat{v}_x \frac{\partial}{\partial x} + i \frac{\mathbf{v}_\parallel}{2} \frac{\partial}{\partial \rho} + \hat{\Delta}(x) - \hat{\Sigma} \right) \hat{G}_{kn}(x, x') \hat{A}_n(x') = \delta(x - x'), \quad \hat{v}_x = \frac{\hat{p}_x}{m}. \quad (\text{A.4})$$

Analogously, an equation conjugate to (A.1) gives:

$$\hat{A}_k(x) \hat{G}_{kn}(x, x') \hat{A}_n(x') \left(i\varepsilon_n \tau_z + i \frac{\mathbf{v}_\parallel}{2} \frac{\partial}{\partial \rho} + \hat{\Delta}(x') - \hat{\Sigma} \right) + \hat{A}_k(x) \frac{\partial \hat{G}_{kn}(x, x')}{\partial x'} \hat{A}_n(x') i(-1)^n \hat{v}_x = \delta(x - x'). \quad (\text{A.5})$$

In Eqs. (A4) and (A5) let us pass to functions $\hat{g}_0 \equiv \hat{g}_0(x, x') \equiv \hat{g}_0(x, x', \rho, p_\parallel, \varepsilon_n)$ and $\hat{\Upsilon}_0 \equiv \hat{\Upsilon}_0(x, x') \equiv \hat{\Upsilon}_0(x, x', \rho, p_\parallel, \varepsilon_n)$, being continuous at a point $x = x'$, by using formulas:

$$\hat{g}_0 = \begin{cases} \hat{g}_0^> = 2i\sqrt{\hat{v}_x} \hat{G}_{11}(x, x') \sqrt{\hat{v}_x} - \text{sign}(x - x'); \hat{p}_x > 0 \\ \hat{g}_0^< = 2i\sqrt{\hat{v}_x} \hat{G}_{22}(x, x') \sqrt{\hat{v}_x} + \text{sign}(x - x'); \hat{p}_x < 0 \end{cases} \quad (\text{A.6})$$

$$\hat{\Upsilon}_0 = \begin{cases} \hat{\Upsilon}_0^> = 2i\sqrt{\hat{v}_x} \hat{G}_{12}(x, x') \sqrt{\hat{v}_x}, \hat{p}_x > 0 \\ \hat{\Upsilon}_0^< = 2i\sqrt{\hat{v}_x} \hat{G}_{21}(x, x') \sqrt{\hat{v}_x}, \hat{p}_x < 0. \end{cases}$$

Let us call the obtained equations as (A4') and (A5'), respectively. By subtracting equations (A5') from equa-

tions (A4') when $n = k$ and adding equations (A4') and (A5') when $n \neq k$, one may get equations for functions $\hat{g}_0(x, x')$ and $\hat{\Upsilon}_0(x, x')$. In these equations we set $x = x'$. Finally, the following equations are obtained:

$$\text{sign}(\hat{p}_x) \hat{B}(x) \frac{\partial \hat{g}_0}{\partial x} \hat{B}^*(x) + \frac{\mathbf{v}_\parallel}{2} \frac{\partial}{\partial \rho} \hat{B}(x) [\hat{v}_x^{-1}, \hat{g}_0(x)]_+ \hat{B}^*(x) + [\hat{K}_0, \hat{B}(x) \hat{g}_0 \hat{B}^*(x)]_- = 0, \quad (\text{A.7})$$

$$\text{sign}(\hat{p}_x) \hat{B}(x) \frac{\partial \hat{\Upsilon}_0}{\partial x} \hat{B}(x) + \frac{\mathbf{v}_\parallel}{2} \frac{\partial}{\partial \rho} \hat{B}(x) [\hat{v}_x^{-1}, \hat{\Upsilon}_0]_- \hat{B}(x) + [\hat{K}_0, \hat{B}(x) \hat{\Upsilon}_0 \hat{B}(x)]_+ = 0, \quad (\text{A.8})$$

$$\hat{B}(x) = e^{i \text{sign}(\hat{p}_x) \hat{p}_x x}, \quad \hat{K}_0 = -i \hat{v}_x^{-\frac{1}{2}} (i\varepsilon_n \hat{\tau}_z + \hat{\Delta} - \hat{\Sigma}) \hat{v}_x^{-\frac{1}{2}}, \quad [a, b]_\pm = ab \pm ba. \quad (\text{A.9})$$

Considering that in expression for $\hat{B}(x)$ the matrix \hat{p}_x can be written with the help of the Pauli matrix $\hat{\tau}_x$ as a sum of two components proportional to the unit matrix and Pauli matrix $\hat{\tau}_z$:

$$\hat{p}_x = (\hat{p}_x + \hat{\tau}_x \hat{p}_x \hat{\tau}_x)/2 + (\hat{p}_x - \hat{\tau}_x \hat{p}_x \hat{\tau}_x)/2, \quad (\text{A.10})$$

and going in Eqs. (A7) and (A8) to functions \hat{g} ($\hat{g} \equiv \hat{g}(\varepsilon_n, p_\parallel, \rho, x)$) and $\hat{\Upsilon}$ ($\hat{\Upsilon} \equiv \hat{\Upsilon}(\varepsilon_n, p_\parallel, \rho, x)$) by formulas:

$$\hat{g} = e^{i \text{sign}(\hat{p}_x) \hat{\Omega} x} \hat{g}_0 e^{-i \text{sign}(\hat{p}_x) \hat{\Omega} x}$$

$$\hat{\Upsilon} = e^{i \text{sign}(\hat{p}_x) \hat{\Omega} x} \hat{\Upsilon}_0 e^{i \text{sign}(\hat{p}_x) \hat{\Omega} x}$$

$$\hat{\Omega} = \frac{\hat{p}_x - \hat{\tau}_x \hat{p}_x \hat{\tau}_x}{2} \quad (\text{A.11})$$

one obtains equations (2).

If quasiclassic GFs \hat{g} and $\hat{\Upsilon}$ are independent of the ρ coordinate, the condition $\hat{g}^2 = 1$ is met.

-
- [1] Buzdin, A. I., L. N. Bulaevskii, and S. V. Panyukov, Pis'ma Zh. Eksp. Teor. Fiz. **35**, 147 (1982) [JETP Lett. **35**, 178-180 (1982)].
- [2] E. A. Demler, G. B. Arnold, and M. R. Beasley, Phys. Rev. B **55**, 15 174 (1997).
- [3] A.A. Golubov, M.Yu. Kupriyanov, E.II'ichev, Rev. Mod. Phys. **76**, 411 (2004).
- [4] A.I. Buzdin, Rev. Mod. Phys. **77**, 935 (2005).
- [5] V. V. Ryazanov, V. A. Oboznov, A. Yu. Rusanov, A. V. Veretennikov, A. A. Golubov, and J. Aarts, Phys. Rev. Lett. **86**, 2427 (2001).
- [6] S. Oh, D. Youm, and M. R. Beasley, Appl. Phys. Lett. **71** 2376, (1997).
- [7] T. W. Clinton and M. Johnson, Appl. Phys. Lett. **70**, 1170 (1997).
- [8] L. R. Tagirov, Phys. Rev. Lett. **83**, 2058 (1999).
- [9] A. I. Buzdin, A. V. Vedyayev, and N. V. Ryzhanova, Europhys. Lett. **48**, 686 (1999).
- [10] D. Huertas-Hernando, Yu.V. Nazarov, and W. Belzig, Phys. Rev. Lett. **88**, 047003 (2002).
- [11] E. Terzioglu and M. R. Beasley, IEEE Trans. Appl. Supercond. **8**, 48 (1998).
- [12] A. V. Ustinov, V. K. Kaplunenko, J.Appl. Phys. **94** 5405, (2003).
- [13] L. B. Ioffe et al., Nature (London) **415**, 503 (2002).
- [14] A.F. Andreev, Zh. Eksp. Teor. Fiz. **46**, 1823 (1964) [Sov. Phys. JETP **19**, 1228 (1964)].
- [15] M.J.M. de Jong and C.W.J. Beenakker, Rhys. Rev. Lett. **74**, 1657 (1995).
- [16] S.K. Upadhyay, A. Palanisami, R.N. Louie, and R.A. Buhrman, Rhys. Rev. Lett. **81**, 3247 (1998).
- [17] R.J. Soulen, J.M. Byers, M.S. Osofsky et al., Science **282**, 85 (1998); Journ. Appl. Phys. **85**, 4589 (1999).
- [18] F. Perez-Willard, J. C. Cuevas, C. Surgers, P. Pfundstein, J. Kopu, M. Eschrig, and H. v. Lohneysen, Phys. Rev. B **69**, 140502(R) (2004).
- [19] A. I. D'yachenko, V. A. D'yachenko, V. Yu. Tarenkov, and V. N. Krivoruchko, Phys. Solid State **48**, 432 (2006).
- [20] P. Chalsani, S. K. Upadhyay, O. Ozatay, and R. A. Buhrman, Phys. Rev. B, **75**, 094417 (2007).

- [21] V.A. Vas'ko, K.R. Nikolaev, V.A. Larkin, P.A. Kraus, and Goldman, *Appl. Phys. Lett.* **73**, 844 (1998).
- [22] Z.W. Dong, et al., *Appl. Phys. Lett.* **71**, 1718 (1997).
- [23] Z.Y. Chen, A. Biswas, I. Zutic, T. Wu, S. B. Ogale, R. L. Greene, and T. Venkatesan, *Phys. Rev. B* **63**, 212508 (2001).
- [24] P.S. Luo, H. Wu, F.C.Zhang, C. Cai, X.Y. Qi, X.L. Dong, W. Liu, X.F. Duan, B. Xu, L.X. Cao, X.G. Qiu, and B.R. Zhao, *Phys. Rev. B* **71**, 094502 (2005).
- [25] F. J. Jedema, A. T. Filip, and B. J. van Wees, *Nature (London)* **410**, 345 (2001).
- [26] M. Urech, V. Korenivski, N. Poli, and D. B. Haviland, *Nano Lett.* **6**, 871 (2006).
- [27] B. Huang, D. J. Monsma, and I. Appelbaum, *Phys. Rev. Lett.* **99**, 177209 (2007).
- [28] T. Tokuyasu, J.A. Sauls, and D. Rainer, *Phys. Rev. B*, **38**, 8823 (1988).
- [29] M. Fogelström, *Phys. Rev. B*, **62**, 11812 (2000).
- [30] Y.S. Barash, and I.V. Bobkova, *Phys. Rev. B*, **65**, 144502 (2002).
- [31] E. Zhao, T. Löfwander, and J.A. Sauls, *Phys. Rev. B*, **70**, 134510 (2004).
- [32] A. Cottet, W. Belzig, *Rhys. Rev. B* **77**, 64517 (2008).
- [33] B.P. Vodopyanov, *Pis'ma v ZhETF* **87**, 379 (2008) [*JETP Letters* **87**, 328 (2008)].
- [34] C.R. Hu, *Phys. Rev. Lett.* **72**, 1526 (1994).
- [35] D.J. Van Harlingen, *Rev. Mod. Phys.* **67**, 515 (1995).
- [36] Y.Asano, Y. Tanaka, S. Kashiwaya, *Phys. Rev. B*, **69**, 134501 (2004).
- [37] Y. Tanaka, S. Kashiwaya, *Phys. Rev. Lett.* **74**, 3451 (1995).
- [38] J.-X. Zhu, B. Friedman, C. S. Ting, *Phys. Rev. B* **59**, 9558 (1999).
- [39] S. Kashiwaya, Y. Tanaka, N. Yoshida, and M.R. Beasley, *Phys. Rev. B* **60**, 3572 (1999).
- [40] I. Zutic and O.T. Valls, *Phys. Rev. B* **61**, 1555 (2000).
- [41] A. Millis, D. Rainer, and J.A. Sauls, *Phys. Rev. B*, **38**, 4504 (1988).
- [42] M. Eschrig, *Phys. Rev. B*, **61**, 9061 (2000).
- [43] A. Shelankov, and M. Ozana, *Phys. Rev. B*, **61**, 7077 (2000).
- [44] B.P. Vodopyanov, L.R. Tagirov, *Pis'ma v ZhETF* **77**, 153 (2003) [*JETP Letters* **77**, 126 (2003)].
- [45] A.V. Zaitsev, *ZhETF*, **86**, 1742 (1984) [*Sov.Phys.JETP*, **59**, 1015 (1984)].
- [46] G.E. Blonder, M. Tinkham, and T.M. Klapwijk, *Phys. Rev. B*, **25**, 4515 (1982).
- [47] B.P. Vodopyanov, *Pis'ma v ZhETF* **81**, 192 (2005) [*JETP Letters* **81**, 156 (2005)].
- [48] A.I. Larkin and Yu.N. Ovchinnikov, *J. Low Temp. Phys.* **10**, 401 (1973).
- [49] Z.G. Ivanov, M.Yu. Kupriyanov, K.K. Likharev, S.V. Meriakri, and O.V. Snigirev, *Fiz. Niz. Temp.* **7**, 560 (1981) [*Sov. J. Low Temp. Phys.* **7**(5), 274 (1981)].