

A Fokker-Planck formalism for diffusion with finite increments and absorbing boundaries

Moritz Helias ^{*,1,2} Moritz Deger ^{*,1,2} Stefan Rotter, ^{1,2} and Markus Diesmann ^{1,3,4}

¹*Bernstein Center for Computational Neuroscience*

²*Computational Neuroscience, Faculty of Biology, Albert-Ludwig University
Hansastr. 9A, 79104 Freiburg, Germany*

³*RIKEN Brain Science Institute*

⁴*Brain and Neural Systems Team, RIKEN Computational Science Research Program
2-1 Hirosawa, Wako City, Saitama 351-0198, Japan*

(Dated: November 13, 2009)

Abstract

Gaussian white noise is frequently used to model fluctuations in physical systems. In Fokker-Planck theory, this leads to a vanishing probability density near the absorbing boundary of threshold models. Here we derive the boundary condition for the stationary density of a first-order stochastic differential equation for additive finite-grained Poisson noise and show that the response properties of threshold units are qualitatively altered. Applied to the integrate-and-fire neuron model, the response turns out to be instantaneous rather than exhibiting low-pass characteristics, highly non-linear, and asymmetric for excitation and inhibition. The novel mechanism is exhibited on the network level and is a generic property of pulse-coupled systems of threshold units.

PACS numbers: 05.40.-a, 05.40.Ca, 05.40.Jc, 05.10.-a, 05.10.Gg, 87.19.l

* Both authors contributed equally to this work.

Dynamical systems driven by fluctuations are ubiquitous models in solid state physics, quantum optics, chemical physics, circuit theory, neural networks and laser physics. Absorbing boundaries are especially interesting for diffusion over a potential step, escape from a particle trap, or neuron models [1]. Approximating fluctuations by Gaussian white noise enables analytical solutions by Fokker-Planck theory [2, 3]. For non-Gaussian noise, however, the treatment of appropriate boundary conditions gains utmost importance [4]. The advantage of a transport description to solve the mean first passage time problem has previously been demonstrated [5]. In this line of thought, here we present a novel hybrid theory that augments the classical diffusion approximation by an approximate boundary condition for finite jump Poisson noise. Exact results have so far only been obtained for the case of exponentially distributed jumps amplitudes [6]. We apply our theory to the leaky integrate-and-fire neuron model [1], a noise-driven threshold system widely used to uncover the mechanisms governing the dynamics of recurrent neuronal networks. An incoming synaptic event causes a finite jump of the membrane potential which decays back exponentially. The neuron fires a spike if the membrane potential reaches a threshold. This simplicity renders the model analytically tractable, efficient to simulate with precise spike times [7], and yet it captures the gross features of neural dynamics [8]. The commonly pursued approach is to linearize this non-linear input-output unit around a given level of background activity and to treat deviations in the input as small perturbations. This technique has been applied successfully to characterize the phase diagram of randomly connected recurrent networks by a mean-field approach [9], to quantify the transmission of correlated inputs by pairs of neurons [10, 11] and to understand the interplay of spike-timing dependent learning rules with neural dynamics [12]. For Gaussian white noise input current the linear response kernel is known exactly [9]: It constitutes a low-pass filter for signals modulating the mean [13]; only modulations of the fluctuations are transmitted immediately [14]. In this Letter we show how our novel hybrid approach allows the analytical prediction of a genuinely instantaneous non-linear response never reported so far. Poisson noise with finite synaptic jumps even enhances this response.

STOCHASTIC FIRST ORDER DIFFERENTIAL EQUATION WITH FINITE INCREMENTS

We consider a first order stochastic differential equation driven by point events from two Poisson processes with rates ν_+ and ν_- . Each incoming event causes a finite jump $J_k = J_+ > 0$ for an increasing event and $J_k = J_- < 0$ for a decreasing event

$$\dot{y} = f(y) + \sum_k J_k \delta(t - t_k). \quad (1)$$

We follow the notation in [15] and employ the Kramers-Moyal expansion with the infinitesimal moments $A_n(x, t) = \lim_{h \rightarrow 0} \frac{1}{h} \langle (y(t+h) - y(t))^n | y(t) = x \rangle$ $n \in \mathbb{N}$. The first and second infinitesimal moment evaluate to $A_1(x) = f(x) + \mu$ and $A_2 = \sigma^2$, where we introduced the shorthand $\mu \stackrel{\text{def}}{=} J_+ \nu_+ + J_- \nu_-$ and $\sigma^2 \stackrel{\text{def}}{=} J_+^2 \nu_+ + J_-^2 \nu_-$. The time evolution of the probability density $p(x, t)$ is then governed by the Kramers-Moyal expansion, which we truncate after the second term to obtain the Fokker-Planck equation

$$\begin{aligned} \frac{\partial}{\partial t} p(x, t) &= -\frac{\partial}{\partial x} \left[A_1(x) - \frac{1}{2} \frac{\partial}{\partial x} A_2 \right] p(x, t) \\ &= -\frac{\partial}{\partial x} S p(x, t), \end{aligned} \quad (2)$$

where S denotes the probability flux operator. In the presence of an absorbing boundary at θ , we need to determine the resulting boundary condition for the stationary solution of (2). Without loss of generality, we assume an absorbing boundary at θ at the right end of the domain. Stationarity implies a constant flux ϕ through the system. Rescaling the density by the flux as $q(x) = \phi^{-1} p(x)$ results in the linear inhomogeneous differential equation of first order

$$S q(x) = 1. \quad (3)$$

The flux over the boundary has two contributions, the deterministic drift and the positive stochastic jumps crossing the boundary

$$\begin{aligned} \phi &= [f(\theta)]_+ p(\theta) + \nu_+ P_{\text{inst}}(J_+) \\ P_{\text{inst}}(s) &= \int_{\theta-s}^{\theta} p(x) dx, \end{aligned} \quad (4)$$

with $[x]_+ = \{x \text{ for } x > 0; 0 \text{ else}\}$. To evaluate the integral in (5), for small $J_+ \ll \theta - \langle x \rangle$ we develop $q(x)$ into a Taylor series around θ . To this end, we solve (3) for $q'(x) = -\frac{2}{A_2} +$

$\frac{2A_1(x)}{A_2} q(x) \stackrel{\text{def}}{=} c_1 + d_1(x) q(x)$. It is easy to see by induction, that all higher derivatives $q^{(n)}$ can be written in the form $q^{(n)}(x) = c_n(x) + d_n(x)q(x)$ whose coefficients obey the recurrence relation

$$c_{n+1} = c'_n + c_1 d_n \quad d_{n+1} = d'_n + d_1 d_n. \quad (6)$$

Inserting the Taylor series into (5) and performing the integration results in

$$P_{\text{inst}}(s) = \sum_{n=0}^{\infty} \frac{1}{(n+1)!} (c_n + d_n q)|_{\theta} (-s)^{n+1}, \quad (7)$$

which is the probability mass moved across threshold by a perturbation of size s and hence also quantifies the instantaneous response of the system. Dividing (4) by ϕ we solve it for $q(\theta)$ to obtain the Dirichlet boundary condition

$$q(\theta) = \frac{1 + \nu_+ \sum_{n=0}^{\infty} \frac{1}{(n+1)!} c_n(\theta) (-J_+)^{n+1}}{[f(\theta)]_+ - \nu_+ \sum_{n=0}^{\infty} \frac{1}{(n+1)!} d_n(\theta) (-J_+)^{n+1}}. \quad (8)$$

If J_+ is small compared to the length scale on which the probability density function varies, the probability density near the threshold is well approximated by a Taylor polynomial of low degree; throughout this letter, we truncate (7) and (8) at $n = 3$.

APPLICATION TO THE LEAKY INTEGRATE-AND-FIRE NEURON

We now apply the theory to a leaky integrate-and-fire neuron [1] with membrane time constant τ and resistance R receiving excitatory and inhibitory synaptic inputs, as they occur in balanced neural networks [16]. We model the input current $i(t)$ by point events $t_k \in \{\text{incoming spikes}\}$, drawn from homogeneous Poisson processes with rates ν_e and ν_i , respectively. The membrane potential is governed by the differential equation $\tau \frac{dV}{dt}(t) = -V(t) + Ri(t)$. An excitatory spike causes a jump of the membrane potential by $J_k = w$, an inhibitory spike by $J_k = -gw$, so $Ri(t) = \tau \sum J_k \delta(t - t_k) + Ri_0$, where i_0 is a constant background current. Whenever V reaches the threshold V_θ , the neuron emits a spike and the membrane potential is reset to V_r , where it remains clamped for the absolute refractory time τ_r . With $\mu \stackrel{\text{def}}{=} \tau w(\nu_e - g\nu_i)$ and $\sigma^2 \stackrel{\text{def}}{=} \tau w^2(\nu_e + g^2\nu_i)$, we choose the natural units $u = t/\tau$ and $y = (V - Ri_0 - \mu)/\sigma$ to obtain $A_1(y) = -y$ and $A_2 = 1$. The probability flux operator (2) is then given as $S = -y - \frac{1}{2} \frac{\partial}{\partial y}$. For the stationary solution $q(y) = \nu_0^{-1} p(y)$ the

probability flux between reset y_r and threshold y_θ must equal the firing rate ν_0 , and is zero else, so

$$Sq(y) = \begin{cases} 1 & \text{for } y_r \leq y \leq y_\theta \\ 0 & \text{for } y < y_r. \end{cases} \quad (9)$$

The equilibrium solution $q(y) = Aq_h(y) + q_p(y)$ of (9) is a linear superposition of the homogeneous solution $q_h(y) = e^{-y^2}$ and the particular solution $q_p(y) = 2e^{-y^2} \int_{\max(y_r, y)}^{y_\theta} e^{u^2} du$, chosen to be continuous at y_r and to vanish at y_θ . The constant A is determined from (8) as $A = q(y_\theta)/q_h(y_\theta)$. We obtain the mean firing rate ν_0 from the normalization condition of the density $1 = \nu_0\tau \int_{-\infty}^{y_\theta} q(y) dy + \nu_0\tau_r$, where $\nu_0\tau_r$ is the fraction of neurons which are currently refractory

$$\frac{1}{\nu_0} = \tau\sqrt{\pi} \left[\int_{y_r}^{y_\theta} e^{y^2} (\text{erf}(y) + 1) dy + \frac{A}{2} (\text{erf}(y_\theta) + 1) \right] + \tau_r. \quad (10)$$

Figure 1 shows the equilibrium solution near the threshold obtained by direct simulation to agree much better with our analytic approximation than with the theory for Gaussian white noise input. Close to reset $V_r = 0$, the oscillatory deviations with periodicity w are due to the higher occupation probability for voltages that are integer multiples of a synaptic jump away from reset. They wash out due to coupling of adjacent voltages by the deterministic drift as one moves away from reset.

We now proceed to obtain the response of the firing rate ν to an additional δ -shaped input current $\frac{\tau s}{R}\delta(t)$ fed into the neuron. This input causes a jump s of the membrane potential at $t = 0$ and (2) suggests to treat it as a time dependent perturbation of the mean input $\mu(t) = \mu + s\tau\delta(t)$. First, we are interested in the integral response $P_r(s) \stackrel{\text{def}}{=} \int_0^\infty f_s(t) dt$ of the excess firing rate $f_s(t) = \nu_s(t) - \nu_0$. Since the perturbation has a flat spectrum, up to linear order in s the spectrum of the excess rate is $\hat{f}_s(z) = s\tau H(z) + O(s^2)$, where $H(z)$ is the linear transfer function with respect to perturbing μ at Laplace frequency z . In particular, $P_r(s) = \hat{f}_s(0)$. As $H(0)$ is the DC susceptibility of the system, we can express it up to linear order as $H(0) = \frac{\partial \nu_0}{\partial \mu}$. Hence,

$$P_r(s) = \int_0^\infty \nu(t) - \nu_0 dt = s\tau \frac{d\nu_0}{d\mu} + O(s^2). \quad (11)$$

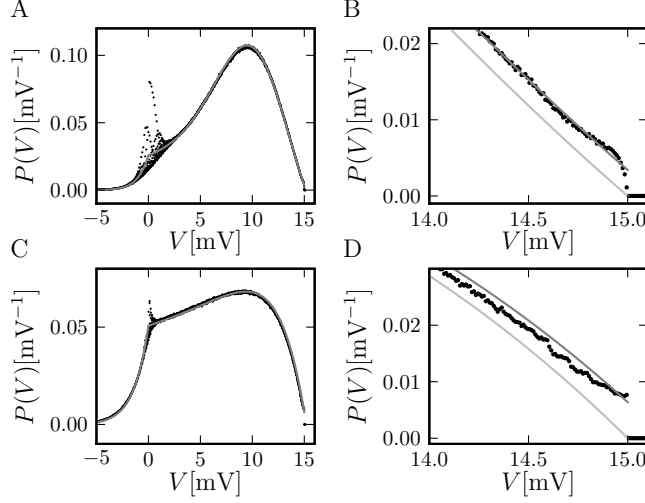


FIG. 1: Finite synaptic potentials distort the stationary membrane potential density $P(V)$. A Black: direct simulation. Parameters $\tau = 20\text{ms}$, $V_\theta = 15\text{mV}$, $V_r = 0$, $i_0 = 0$, $w = 0.1\text{mV}$, $g = 4$, $\tau_r = 1\text{ms}$. Incoming spike rates $\nu_e = 29800\text{ Hz}$, $\nu_i = 5950\text{ Hz}$ (corresponding to $\mu = 12\text{ mV}$ and $\sigma = 5\text{ mV}$). Histogram binned with $\Delta V = 0.01\text{ mV}$. Gray: novel approximation $\nu_0\tau/\sigma q((V - \mu - Ri_0)/\sigma)$. B Magnification of A around spike threshold. Light gray: solution in diffusion limit of [9]. C,D Density for supra-threshold current $Ri_0 = 20\text{mV}$ and incoming rates $\nu_e = 95050\text{Hz}$, $\nu_i = 22262.5\text{Hz}$ (corresponding to $\mu = 12\text{ mV}$ and $\sigma = 9.5\text{ mV}$). Other parameters and gray code as in A,B.

We also take into account the dependence of A on μ to calculate $\frac{d\nu_0}{d\mu}$ from (10) and obtain

$$\begin{aligned} \frac{d\nu_0}{d\mu} = & -\nu_0^2 \frac{\tau}{\sigma} \left(\sqrt{\pi} e^{y_r^2} \text{erfc}(-y_r) - Q(y_\theta) \right. \\ & \left. + \text{erfc}(-y_\theta) \left(\frac{q(y_\theta) - q(y_\theta - \frac{w}{\sigma})}{\text{erf}(y_\theta) - \text{erf}(y_\theta - \frac{w}{\sigma})} \right) \right). \end{aligned} \quad (12)$$

Figure 2D shows the integral response to be in good agreement with the linear approximation. The integral response in the diffusion limit is almost identical.

The instantaneous response of the firing rate to an impulse-like perturbation can be quantified without further approximation. The perturbation shifts the probability density by s so that neurons with $V \in [V_\theta - s, V_\theta]$ immediately fire. This results in the finite firing probability $P_{\text{inst}}(s)$ of the single neuron within infinitesimal time (5), which is zero for $s < 0$. This instantaneous response has several interesting properties: For small s it can be approximated in terms of the value and the slope of the membrane potential distribution below the threshold (using (7) for $n \leq 2$), so it has a linear and a quadratic contribution in

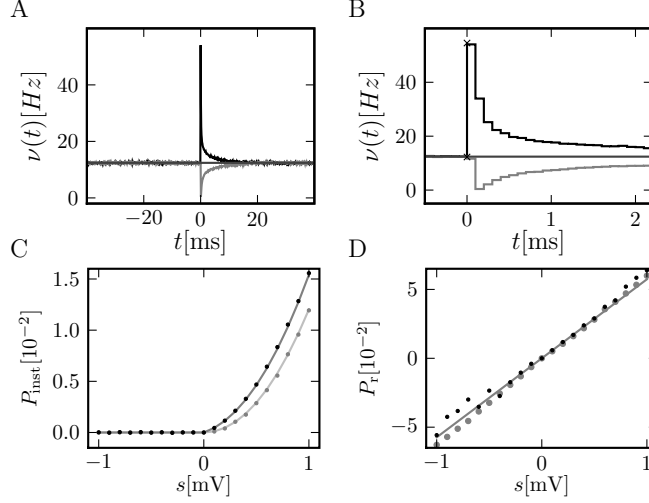


FIG. 2: Instantaneous firing rate response to perturbation. A Black: Response to perturbation $s = 0.5 \text{ mV}$ at $t = 0$, gray: $s = -0.5 \text{ mV}$. B Magnification of A. Black cross: analytic peak response $\frac{P_{\text{inst}}}{h}$ (7). Histograms binned with $h = 0.1 \text{ ms}$. C Medium gray curve: instantaneous response P_{inst} (7) as a function of s for finite weights $w = 0.1 \text{ mV}$. Black dots: Direct simulation. Light gray curve: Diffusion limit of (7). Medium gray dots: Direct simulation of diffusion limit with temporal resolution 10^{-4} ms . D Gray curve: integral response for finite weights (11). Black dots: direct simulation. Gray dots: direct simulation for Gaussian white noise background input. Simulated data averaged over $2.5 \cdot 10^8$ ($s = 0.1 \text{ mV}$) $\dots 2.5 \cdot 10^6$ ($s = 1.0 \text{ mV}$) perturbation events. Other parameters as in Figure 1A.

s . Figure 2A shows a typical response of the firing rate to a perturbation. The peak value for a positive perturbation agrees well with the analytic approximation (5) (Figure 2C).

Due to the expansive nature of the instantaneous response (Figure 2C) its relative contribution to the integral response increases with s . For realistic synaptic weights $\leq 1 \text{ mV}$ the contribution reaches $\simeq 30$ percent. Replacing the background input by Gaussian white noise, and using the boundary condition $q(y_\theta) = 0$ in (7) yields a smaller instantaneous response (Figure 2C) which for positive s still exhibits a quadratic, but no linear, dependence. The integral response, however, does not change significantly (Figure 2D). An example network in which the linear non-instantaneous response cancels completely and the instantaneous response becomes dominant is shown in Figure 3A. At $t = 0$ two populations of neurons simultaneously receive a perturbation of size s and $-s$ respectively. This activity may, for example, originate from a third pool of synchronous excitatory and inhibitory neurons. The

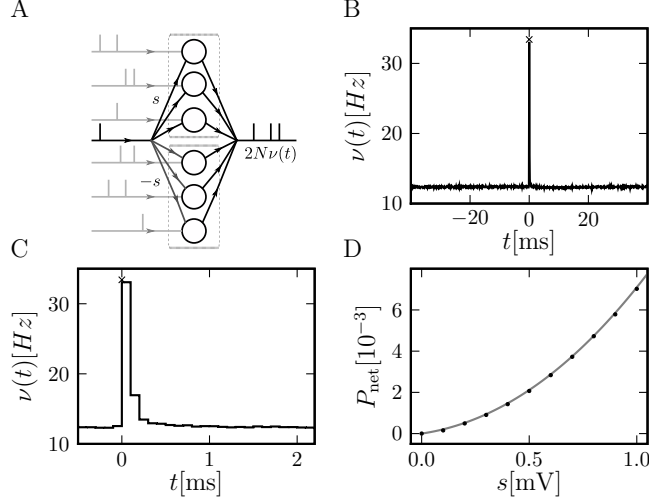


FIG. 3: The non-linear response to perturbations is exhibited on the network level. A Two identical populations of $N = 1000$ neurons each, receive uncorrelated background input (light gray spikes). At $t = 0$ the neurons simultaneously receive an additional input of size s in the upper and $-s$ in the lower population (symbolized by black single spike). B Pooled response of the populations normalized by the number of neurons. C Magnification of B. D Instantaneous response $P_{\text{net}}(s)$ (black dots: direct simulation, gray curve: analytical result) as a function of s . Other parameters as in Figure 2A.

pooled linear firing rate response of the former two populations is zero. The instantaneous response, however, causes a very brief overshoot at $t = 0$ (Figure 3B). Figure 3C reveals that the response returns to baseline within $\simeq 0.3\text{ms}$. Figure 3D shows the non-linear dependence of peak height $P_{\text{net}}(s) = \frac{1}{2}P_{\text{inst}}(s)$ on s .

In this Letter we present an extension to the diffusion approximation with finite but small increments. Our theory describes the probability density evolution as a diffusion on the length scale σ determined by the fluctuations, but we take the quantization of the noise near an absorbing boundary into account, leading to a non-zero Dirichlet condition. This hybrid approach enables us to find analytical approximations hitherto unknown for pure jump models. In particular we accurately quantify the instantaneous contribution to the escape rate in response to a perturbation. There is a formal similarity to the findings of [17] for large perturbations. Applied to the integrate-and-fire neuron with Gaussian white noise input, we quantify a quadratic non-linear instantaneous firing rate response not captured by the existing linear theory [13, 14]. Finite jumps in the noise qualitatively change and en-

hance the response compared to the case of Gaussian white noise: for small perturbations, the quadratic dependence is now dominated by an additional linear term. The instantaneous and the integral response both display stochastic resonance (not shown, see [18]) as observed for periodic perturbations [14] and for aperiodic stimuli in adiabatic approximation [19]. The results in this Letter are obtained by integrating the neural dynamics in continuous time; simulations in discrete time exaggerate the instantaneous response [20]. The diffusion approximation still limits our approach: for weights $w \geq 0.2$ mV higher moments than order two neglected by the Fokker-Planck equation become relevant [18]. Also, the oscillatory modulations of the probability density on the scale $w \ll \sigma$ in the regions below threshold and around the reset potential are outside the scope of our theory. In a different approach restricted to excitatory finite sized inputs, [21] calculated the equilibrium solution. It remains to be checked whether our results extend to biologically more realistic spike-onset mechanisms [22, 23]. The novel effect is exhibited on the macroscopic level and we expect it to contribute to synchronization phenomena and the correlation transmission in physical systems.

We acknowledge fruitful discussions with Carl van Vreeswijk, Nicolas Brunel, and Benjamin Lindner and are grateful to our colleagues in the NEST Initiative. Partially funded by BMBF Grant 01GQ0420 to BCCN Freiburg, EU Grant 15879 (FACETS), DIP F1.2, Helmholtz Alliance on Systems Biology (Germany), and Next-Generation Supercomputer Project of MEXT (Japan).

-
- [1] R. B. Stein, *Biophys. J.* **5**, 173 (1965).
 - [2] L. M. Ricciardi and L. Sacerdote, *Biol. Cybern.* **35**, 1 (1979).
 - [3] H. Risken, *The Fokker-Planck Equation* (Springer Verlag Berlin Heidelberg, 1996).
 - [4] P. Hanggi and P. Talkner, *Phys. Rev. A* **32**, 1934 (1985).
 - [5] C. Van den Broeck and P. Hänggi, *Phys. Rev. A* **30**, 2730 (1984).
 - [6] M. Jacobsen and A. T. Jensen, *Stoch. Proc. Appl.* **117**, 1330 (2007).
 - [7] A. Morrison, S. Straube, H. E. Plesser, and M. Diesmann, *Neural Comput.* **19**, 47 (2007).
 - [8] G. Rauch, A. and La Camera, H. Lüscher, W. Senn, and S. Fusi, *J. Neurophysiol.* **90**, 1598 (2003).

- [9] N. Brunel and V. Hakim, *ncomp* **11**, 1621 (1999).
- [10] J. De la Rocha, B. Doiron, E. Shea-Brown, J. Kresimir, and A. Reyes, *Nature* **448**, 802 (2007).
- [11] T. Tetzlaff, M. Buschermöhle, T. Geisel, and M. Diesmann, *Neurocomputing* **52–54**, 949 (2003).
- [12] R. Kempter, W. Gerstner, and J. L. van Hemmen, *Phys. Rev. E* **59**, 4498 (1999).
- [13] N. Brunel, F. S. Chance, N. Fourcaud, and L. F. Abbott, *Phys. Rev. Lett.* **86**, 2186 (2001).
- [14] B. Lindner and L. Schimansky-Geier, *Phys. Rev. Lett.* **86**, 2934 (2001).
- [15] L. M. Ricciardi, A. Di Crescenzo, V. Giorno, and A. G. Nobile, *MathJaponica* **50**, 247 (1999).
- [16] C. van Vreeswijk and H. Sompolinsky, *Science* **274**, 1724 (1996).
- [17] S. Goedeke and M. Diesmann, *New J. Phys.* **10**, 015007 (2008).
- [18] *See epaps document no. [insert number] for supplementary figures and derivations.*
- [19] J. J. Collins, C. C. Chow, A. C. Capela, and T. T. Imhoff, *Phys. Rev. E* **54**, 5575 (1996).
- [20] M. Helias, M. Deger, M. Diesmann, and S. Rotter, submitted.
- [21] L. Sirovich, A. Omurtag, and B. W. Knight, *SIAM J. Appl. Math.* **60**, 2009 (2000).
- [22] N. Fourcaud-Trocmé, D. Hansel, C. van Vreeswijk, and Brunel, *J. Neurosci.* **23**, 11628 (2003).
- [23] B. Naundorf, T. Geisel, and F. Wolf, *J. Comput. Neurosci.* **18**, 297 (2005).

A Fokker-Planck formalism for diffusion with finite increments and absorbing boundaries Supplementary material

Moritz Helias ^{*,1,2} Moritz Deger ^{*,1,2} Stefan Rotter,^{1,2} and Markus Diesmann^{1,3,4}

¹*Bernstein Center for Computational Neuroscience*

²*Computational Neuroscience, Faculty of Biology, Albert-Ludwig University
Hansastr. 9A, 79104 Freiburg, Germany*

³*RIKEN Brain Science Institute*

⁴*Brain and Neural Systems Team, RIKEN Computational Science Research Program
2-1 Hirosawa, Wako City, Saitama 351-0198, Japan*

(Dated: November 13, 2009)

I. STOCHASTIC FIRST ORDER DIFFERENTIAL EQUATION WITH FINITE JUMPS

We consider a dynamic variable governed by a differential equation of first order with Poissonian input causing finite jumps $J_k = J_+ > 0$ for increasing events arriving with rate ν_+ and $J_k = J_- < 0$ for decreasing events of rate ν_-

$$\dot{y} = f(y) + \sum_k J_k \delta(t - t_k). \quad (1)$$

We follow the notation in [4] and employ the Kramers Moyal expansion with the infinitesimal moments

$$A_n(x, t) = \lim_{h \rightarrow 0} \frac{1}{h} \langle (y(t+h) - y(t))^n | y(t) = x \rangle \quad n \in \mathbb{N}.$$

The first infinitesimal moment evaluates to

$$\begin{aligned} A_1(x) &= \lim_{h \rightarrow 0} \frac{1}{h} \langle y(t+h) - y(t) | y(t) = x \rangle \\ &= \lim_{h \rightarrow 0} \frac{1}{h} \langle x + hf(x) + \underbrace{J_+ \kappa_+ + J_- \kappa_-}_{\iota(t,h)} - x \rangle \\ &= f(x) + J_+ \nu_+ + J_- \nu_- \\ &= f(x) + \mu \end{aligned} \quad (2)$$

where κ_+ , and κ_- denote the Poisson distributed number of positive and negative incoming events in the time interval of size h , respectively. We used $\lim_{h \rightarrow 0} \frac{1}{h} \kappa_+ = \nu_+$, $\lim_{h \rightarrow 0} \frac{1}{h} \kappa_- = \nu_-$ and introduced the shorthand $\mu \stackrel{\text{def}}{=} J_+ \nu_+ + J_- \nu_-$. The second infinitesimal moment is

$$\begin{aligned} A_2(x, t) &= \lim_{h \rightarrow 0} \frac{1}{h} \langle (y(t+h) - y(t))^2 | y(t) = x \rangle \\ &= \lim_{h \rightarrow 0} \frac{1}{h} \langle (x + hf(x) + \iota(t, h) - x)^2 \rangle \\ &= \lim_{h \rightarrow 0} \frac{1}{h} (h^2 f^2(x) + 2hf(x) \langle \iota(t, h) \rangle + \langle \iota(t, h)^2 \rangle) \\ &= \lim_{h \rightarrow 0} \frac{1}{h} \langle \iota(t, h)^2 \rangle, \end{aligned}$$

where the first and second term in the second last row vanish for $h \rightarrow 0$ and for the independent individual Poisson distributed random numbers κ_+ and κ_- it holds

$$\begin{aligned} \langle (J_+ \kappa_+ + J_- \kappa_-)^2 \rangle &= J_+^2 (\nu_+ h + (\nu_+ h)^2) + J_-^2 (\nu_- h + (\nu_- h)^2) + 2J_+ J_- h^2 \nu_+ \nu_- \\ &= h(J_+^2 \nu_+ + J_-^2 \nu_-) + h^2 (J_+ \nu_+ + J_- \nu_-)^2 \end{aligned}$$

* Both authors contributed equally to this work.

So the infinitesimal variance is independent of x

$$A_2 = J_+^2 \nu_+ + J_-^2 \nu_- \stackrel{\text{def}}{=} \sigma^2 \quad (3)$$

The time evolution of the density is then governed by the Kramers-Moyal expansion

$$\frac{\partial}{\partial t} p(x, t) = \sum_{n=1}^{\infty} \frac{1}{n!} \left(-\frac{\partial}{\partial x} \right)^n A_n(x, t) p(x, t). \quad (4)$$

We truncate this series after the second term to obtain the Fokker-Planck equation

$$\begin{aligned} \frac{\partial}{\partial t} p(x, t) &= L_{\text{FP}} p(x, t) \\ &= -\frac{\partial}{\partial x} \left[A_1(x) - \frac{1}{2} \frac{\partial}{\partial x} A_2(x) \right] p(x, t) \end{aligned} \quad (5)$$

$$= -\frac{\partial}{\partial x} S p(x, t), \quad (6)$$

with the probability flux operator $S = A_1(x) - \frac{1}{2} \frac{\partial}{\partial x} A_2(x) = f(x) + \mu - \frac{\sigma^2}{2} \frac{\partial}{\partial x}$.

II. ABSORBING BOUNDARY CONDITION

Without loss of generality, we assume an absorbing boundary at θ that has to be crossed from below. We need to determine the proper boundary condition for the stationary solution $L_{\text{FP}} p(x) = 0$ at the threshold. Stationarity implies a constant flux ϕ through the system. Rescaling the solution by the flux as $q(x) = \phi^{-1} p(x)$ results in the linear inhomogeneous differential equation of first order

$$S q(x) = 1. \quad (7)$$

On the other hand, the flux crossing the boundary from left has two contributions, the deterministic drift and the positive stochastic jumps crossing the boundary

$$\phi = [f(\theta)]_+ p(\theta) + \nu_+ P_{\text{inst}}(J_+) \quad (8)$$

$$P_{\text{inst}}(s) = \int_{\theta-s}^{\theta} p(x) dx, \quad (9)$$

with $[x]_+ = \{x \text{ for } x > 0; 0 \text{ else}\}$. For small $J_+ \ll \theta - \langle x \rangle$ we express $q(x)$ near the threshold θ by a Taylor series. To this end, we solve (7) for $q'(x) = -\frac{2}{A_2} + \frac{2A_1(x)}{A_2} q(x) \stackrel{\text{def}}{=} c_1 + d_1(x) q(x)$. It is easy to see by induction, that all higher derivatives $q^{(n)}$ can be written in the form $q^{(n)}(x) = c_n(x) + d_n(x) q(x)$ which yields the recurrence relations

$$\begin{aligned} c_{n+1} &= c'_n + c_1 d_n \\ d_{n+1} &= d'_n + d_1 d_n. \end{aligned} \quad (10)$$

Inserting the Taylor series of q around θ

$$q(x) = \sum_{n=0}^{\infty} \frac{1}{n!} (c_n + d_n q)|_{\theta} (x - \theta)^n \quad (11)$$

into (9) and integrating results in

$$P_{\text{inst}}(s) = \sum_{n=0}^{\infty} \frac{1}{(n+1)!} (c_n + d_n q)|_{\theta} (-s)^{n+1}. \quad (12)$$

Inserted into (8) and dividing by ϕ we solve for $q(\theta)$ to obtain the Dirichlet boundary condition

$$q(\theta) = \frac{1 + \nu_+ \sum_{n=0}^{\infty} \frac{1}{(n+1)!} c_n(\theta) (-J_+)^{n+1}}{[f(\theta)]_+ - \nu_+ \sum_{n=0}^{\infty} \frac{1}{(n+1)!} d_n(\theta) (-J_+)^{n+1}}. \quad (13)$$

We can make use of the fact, that typically J_+ is small compared to the length scale on which the probability density function varies. So the probability density near the threshold is well approximated by a Taylor polynomial of low degree; throughout this letter, we truncate (12) and (13) at $n = 3$.

III. LEAKY INTEGRATE-AND-FIRE NEURON

We now apply the theory to the leaky integrate-and-fire neuron [6] with membrane time constant τ and resistance R receiving excitatory and inhibitory synaptic inputs, as they occur in balanced neural networks [7]. We model the input current $i(t)$ by point events $t_k \in \{\text{incoming spikes}\}$, drawn from homogeneous Poisson processes with rates ν_e and ν_i , respectively. The membrane potential is governed by the differential equation

$$\begin{aligned}\tau \frac{dV}{dt}(t) &= -V(t) + Ri(t) \\ Ri(t) &= \tau \sum J_k \delta(t - t_k) + Ri_0;\end{aligned}$$

an excitatory spike causes a jump of the membrane potential by $J_k = w$, an inhibitory by $J_k = -gw$. Whenever V reaches the threshold V_θ , the neuron emits a spike and the membrane potential is reset to V_r where it remains clamped for the absolute refractory time τ_r . i_0 is a constant input current. With $\mu \stackrel{\text{def}}{=} w\tau(\nu_e - g\nu_i)$ and $\sigma \stackrel{\text{def}}{=} w^2\tau(\nu_e + g^2\nu_i)$ we choose the natural units $u = t/\tau$ and $y = \frac{V - Ri_0 - \mu}{\sigma}$ proposed by (2) and (3) to obtain the form (1)

$$\frac{\partial y}{\partial u} = \underbrace{-y - \frac{\mu}{\sigma}}_{f(y)} + \sum_k \frac{J_k}{\sigma} \delta(u - u_k),$$

where the events $u_k = t_k/\tau$ arrive with rate $\tau\nu_e$ (excitatory) and $\tau\nu_i$, respectively. Consequently, in these coordinates $A_1(y) = -y$ and $A_2 = 1$, so the probability flux operator (6) acting on the rescaled probability density $q(y) = \nu_0^{-1}p(y)$ is given as

$$S = -y - \frac{1}{2} \frac{\partial}{\partial y}. \quad (14)$$

For the stationary solution q of (6), the probability flux between reset and threshold must equal the stationary firing rate

$$Sq(y) = \begin{cases} 1 & \text{for } y_r \leq y \leq y_\theta \\ 0 & \text{for } y < y_r. \end{cases} \quad (15)$$

The equilibrium solution of (15) is a linear superposition of the homogeneous solution q_h satisfying the differential equation $Sq_h = 0$ given by (14), which is

$$q_h(y) = e^{-y^2}, \quad (16)$$

and the particular solution q_p . The latter is chosen to be continuous at y_r , to vanish at y_θ , and to fulfill the inhomogeneous differential equation (15) $q'_p = -2yq_p - 2H(y - y_r)$ (with H denoting the Heaviside function)

$$q_p(y) = -Q_h(y) \int_{y_\theta}^y Q_h^{-1}(u) 2H(u - y_r) du \quad (17)$$

$$= 2e^{-y^2} \int_{\max(y_r, y)}^{y_\theta} e^{u^2} du. \quad (18)$$

The solution which fulfills the boundary conditions is the superposition

$$q = q_p + A q_h, \quad (19)$$

where the constant A is determined as $A = q(y_\theta)q_h^{-1}(y_\theta)$. Using the recurrence (10) we determine the sequence of the c_n and d_n as

$$\begin{aligned}\{c_n(y)\} &= \{-2, 4y, -8y^2 + 8, \dots\} \\ \{d_n(y)\} &= \{-2y, 4y^2 - 2, -8y^3 + 12y, \dots\}.\end{aligned}$$

The Dirichlet value at the threshold of given by (13) as

$$q(\theta) = \frac{1 + \tau\nu_e \sum_{n=0}^{\infty} \frac{1}{(n+1)!} c_n(\theta) \left(-\frac{w}{\sigma}\right)^{n+1}}{\left[-\frac{V_\theta - Ri_0}{\sigma}\right]_+ - \tau\nu_e \sum_{n=0}^{\infty} \frac{1}{(n+1)!} d_n(\theta) \left(-\frac{w}{\sigma}\right)^{n+1}}.$$

Since the explicit solution (16) of q_h is known and since we have chosen $q_p(y_\theta) = 0$, it follows that $d_n(y_\theta)e^{-y_\theta^2}$ is the n -th derivative $q_h^{(n)}(y_\theta)$ so that we can replace the sum in the denominator by

$$\begin{aligned} -e^{-y_\theta^2} \sum_{n=0}^{\infty} \frac{1}{(n+1)!} d_n(\theta) \left(-\frac{w}{\sigma}\right)^{n+1} &= \int_{y_\theta - \frac{w}{\sigma}}^{y_\theta} e^{-y^2} dy \\ &= \frac{\sqrt{\pi}}{2} (\text{erf}(y_\theta) - \text{erf}(y_\theta - \frac{w}{\sigma})). \end{aligned}$$

Hence the boundary value can be calculated as

$$A = \frac{1 + \tau\nu_e \sum_{n=0}^{\infty} \frac{1}{(n+1)!} c_n(\theta) \left(-\frac{w}{\sigma}\right)^{n+1}}{e^{-y_\theta^2} \left[-\frac{V_\theta - Ri_0}{\sigma}\right]_+ + \tau\nu_e \frac{\sqrt{\pi}}{2} (\text{erf}(y_\theta) - \text{erf}(y_\theta - \frac{w}{\sigma}))}.$$

The mean firing rate ν_0 can be obtained from the normalization of q , which reads $1 = \int_{-\infty}^{\theta} P(V) dV + \nu_0 \tau_r = \tau\nu_0 \int_{-\infty}^{y_\theta} q(y) dy + \nu_0 \tau_r$. The term $\nu_0 \tau_r$ is the fraction of neurons which are currently refractory. We obtain

$$\begin{aligned} (\tau\nu_0)^{-1} &= \int_{-\infty}^{y_\theta} A q_h(y) + q_p(y) dy + \tau_r / \tau \\ \int_{-\infty}^{y_\theta} q_h(y) dy &= \frac{\sqrt{\pi}}{2} (\text{erf}(y_\theta) + 1) \\ \int_{-\infty}^{y_\theta} q_p(y) dy &= 2 \int_{-\infty}^{y_r} e^{-y^2} \int_{y_r}^{y_\theta} e^{u^2} du + 2 \int_{y_r}^{y_\theta} e^{-y^2} \int_y^{y_\theta} e^{u^2} du \\ &= \sqrt{\pi} (1 + \text{erf}(y_\theta)) \int_{y_r}^{y_\theta} e^{u^2} du + \sqrt{\pi} (1 + \text{erf}(y)) \int_y^{y_\theta} e^{u^2} du \Big|_{y=y_r}^{y=y_\theta} + \sqrt{\pi} \int_{y_r}^{y_\theta} (1 + \text{erf}(y)) e^{y^2} dy \\ &= \sqrt{\pi} \int_{y_r}^{y_\theta} (1 + \text{erf}(y)) e^{y^2} dy \\ \nu_0^{-1} &= \tau\sqrt{\pi} \left(\frac{1}{2} A (\text{erf}(y_\theta) + 1) + \int_{y_r}^{y_\theta} e^{y^2} (\text{erf}(y) + 1) dy \right) + \tau_r. \end{aligned} \tag{20}$$

A comparison of this approximation to the full solution is shown in Figure 1C. Within the range of several synaptic weights $w = 0.1$ mV used here, the approximation is nearly perfect.

IV. RESPONSE PROPERTIES

In this section, we calculate the response of an integrate-and-fire neuron to an additional δ -shaped input current. We follow two approaches here: First, we quantify the integral response in linear perturbation theory. Then we go beyond linear response and determine the non-linear instantaneous response to a δ -shaped input current.

Treating the neuron in linear response theory, it is sufficient to determine the response of the neuron's firing rate with respect to an input δ -current at $t = 0$. Such a perturbation causes a jump of the membrane potential and can be treated as a time dependent perturbation of the mean input by $\mu(t) = \mu + s\tau\delta(t)$ as can be seen from (1). We call the time-dependent response of the firing rate $\nu_s(t)$ and its excess over baseline $f_s(t) = \nu_s(t) - \nu_0$. The integral response is defined as $P_r(s) := \int_0^\infty f_s(t) dt$. We denote by $\hat{f}_s(z) = \int_0^\infty e^{zt} f_s(t) dt$ its Laplace transform. The spectrum of the perturbation is flat, so to linear order in s the spectrum of the response is $\hat{f}_s(z) = s\tau H(z) + O(s^2)$, where $H(z)$ is the linear transfer function of the system with respect to perturbing μ . In particular, $P_r(s) = \hat{f}_s(0)$. Since $H(0)$ is the linear DC susceptibility of the system (changing μ infinitesimally slowly), we can equate $H(0) = \frac{\partial \nu_0}{\partial \mu}$. Hence we arrive at

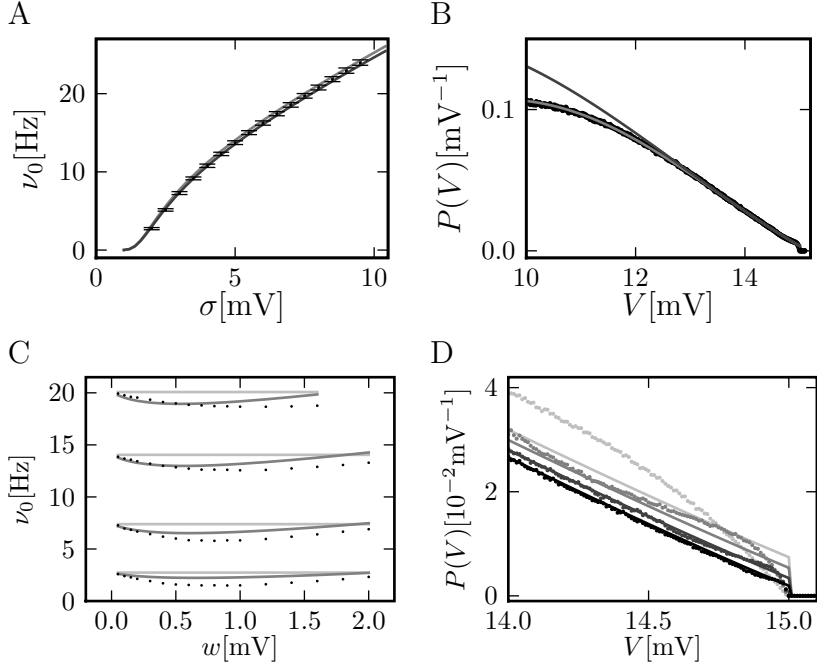


FIG. 1: A analytic firing rate compared to simulation depending on fluctuations σ of the input. Black: Analytic solution (20), light gray: firing rate in diffusion limit [1, 5]. Parameters $\tau = 20$ ms, $V_\theta = 15$ mV, $V_r = 0$, $w = 0.1$ mV, $g = 4$, $\tau_r = 1$ ms. ν_e, ν_i chosen to realize mean input $\mu = 12$ mV and the fluctuation σ as given by the abscissa. B Probability density near threshold. Black dots: direct simulation, solid gray line: analytic result $P(V) = \nu_0 \tau / \sigma Q((V - \mu)/\sigma)$ given by (19). Dark gray solid line: Polynomial of degree 3 approximating the density around V_θ using (11). Parameters as in A, but with $\nu_e = 29800$ Hz, $\nu_i = 5950$ Hz (corresponding to $\mu = 12$ mV and $\sigma = 5$ mV). C Analytic firing rate compared to simulation depending on the size of synaptic jumps w for fixed $\sigma = 5$ mV and $\mu = [7, 9.5, 12, 14]$ mV (from bottom to top). Gray code as in A. D Membrane potential distribution near threshold for $\mu = 12$ mV and $\sigma = 5$ mV for different $w = 0.05$ mV (black) $w = 0.1$ mV (dark gray), $w = 0.2$ mV (gray), $w = 0.5$ mV (light gray).

$$P_r(s) = \int_0^\infty \nu(t) - \nu_0 dt = s\tau \frac{d\nu_0}{d\mu} + O(s^2). \quad (21)$$

We calculate $\frac{d\nu_0}{d\mu}$, from (20), where we need to take into account also the dependence of A on μ . With $\frac{d\nu_0^{-1}}{d\mu} = -\frac{1}{\nu_0^2} \frac{d\nu_0}{d\mu}$, we only need to calculate $\frac{d\nu_0^{-1}}{d\mu}$. Additionally, we note that $\frac{dy}{d\mu} = \frac{-1}{\sigma}$. So we find

$$\frac{d\nu_0^{-1}}{d\mu} = \frac{\tau\sqrt{\pi}}{\sigma} \left(e^{y_r^2} (\text{erf}(y_r) + 1) - e^{y_\theta^2} (\text{erf}(y_\theta) + 1) \right) - \frac{A\tau}{\sigma} e^{-y_\theta^2} + \tau\sqrt{\pi} \frac{1}{2} (\text{erf}(y_\theta) + 1) \frac{dA}{d\mu}. \quad (22)$$

To calculate $\frac{\partial A}{\partial \mu}$ we use (8)

$$\frac{1}{\tau\nu_e} = \int_{y_\theta - \frac{w}{\sigma}}^{y_\theta} q(u) du.$$

Differentiating with respect to μ leads to

$$0 = \frac{-1}{\sigma} \left(q(y_\theta) - q(y_\theta - \frac{w}{\sigma}) + \int_{y_\theta - \frac{w}{\sigma}}^{y_\theta} \frac{\partial q}{\partial \mu}(u) du \right). \quad (23)$$

The last term's integrand unfolds to

$$\begin{aligned}\frac{\partial q}{\partial \mu}(u) &= \frac{\partial A}{\partial \mu} q_h(u) + A \underbrace{\frac{\partial q_h}{\partial \mu}}_{=0} + \frac{\partial q_p}{\partial \mu}(u) \\ &= \frac{\partial A}{\partial \mu} e^{-u^2} - \frac{2}{\sigma} e^{y_\theta^2 - u^2} = \left(\frac{\partial A}{\partial \mu} - \frac{2}{\sigma} e^{y_\theta^2} \right) e^{-u^2},\end{aligned}$$

where we used the explicit form (16) and (17) of the continuous homogeneous and particular solution, respectively. Therefore the integral in the last term of (23) becomes

$$\int_{y_\theta - \frac{w}{\sigma}}^{y_\theta} \frac{\partial q}{\partial \mu}(u) du = \sqrt{\pi} \left(\frac{1}{2} \frac{\partial A}{\partial \mu} - \frac{1}{\sigma} e^{y_\theta^2} \right) \left(\operatorname{erf}(y_\theta) - \operatorname{erf}(y_\theta - \frac{w}{\sigma}) \right).$$

Using this expression, we can solve (23) for $\frac{\partial A}{\partial \mu}$ which yields

$$\frac{\partial A}{\partial \mu} = \frac{2}{\sqrt{\pi} \sigma} \frac{q(y_\theta) - q(y_\theta - \frac{w}{\sigma})}{\operatorname{erf}(y_\theta) - \operatorname{erf}(y_\theta - \frac{w}{\sigma})} + \frac{2}{\sigma} e^{y_\theta^2}.$$

Inserting this result into (24) we obtain

$$\begin{aligned}\frac{d\nu_0^{-1}}{d\mu} &= \frac{\tau \sqrt{\pi}}{\sigma} \left(e^{y_r^2} (\operatorname{erf}(y_r) + 1) - e^{y_\theta^2} (\operatorname{erf}(y_\theta) + 1) \right) - \frac{A\tau}{\sigma} e^{-y_\theta^2} \\ &\quad + \tau \sqrt{\pi} \frac{1}{2} (\operatorname{erf}(y_\theta) + 1) \left(\frac{2}{\sqrt{\pi} \sigma} \frac{q(y_\theta) - q(y_\theta - \frac{w}{\sigma})}{\operatorname{erf}(y_\theta) - \operatorname{erf}(y_\theta - \frac{w}{\sigma})} + \frac{2}{\sigma} e^{y_\theta^2} \right) \\ &= \frac{\tau \sqrt{\pi}}{\sigma} e^{y_r^2} (\operatorname{erf}(y_r) + 1) - \frac{\tau}{\sigma} q(y_\theta) + \frac{\tau}{\sigma} (\operatorname{erf}(y_\theta) + 1) \left(\frac{q(y_\theta) - q(y_\theta - \frac{w}{\sigma})}{\operatorname{erf}(y_\theta) - \operatorname{erf}(y_\theta - \frac{w}{\sigma})} \right) \\ &= \frac{\tau \sqrt{\pi}}{\sigma} e^{y_r^2} \operatorname{erfc}(-y_r) - \frac{\tau}{\sigma} q(y_\theta) + \frac{\tau}{\sigma} \operatorname{erfc}(-y_\theta) \left(\frac{q(y_\theta) - q(y_\theta - \frac{w}{\sigma})}{\operatorname{erf}(y_\theta) - \operatorname{erf}(y_\theta - \frac{w}{\sigma})} \right).\end{aligned}$$

Taken together the derivative unfolds to

$$\frac{d\nu_0}{d\mu} = -\nu_0^2 \frac{\tau}{\sigma} \left(\sqrt{\pi} e^{y_r^2} \operatorname{erfc}(-y_r) - q(y_\theta) + \operatorname{erfc}(-y_\theta) \left(\frac{q(y_\theta) - q(y_\theta - \frac{w}{\sigma})}{\operatorname{erf}(y_\theta) - \operatorname{erf}(y_\theta - \frac{w}{\sigma})} \right) \right). \quad (24)$$

To calculate the instantaneous response of the neuron to an impulse-like perturbation we have to leave linear response theory. The incoming spike has a direct contribution on the firing of the neuron, due to the probability density just below threshold which is shifted over the threshold. This is illustrated in Figure 3A. This direct contribution manifests itself in a finite response probability given by $P_{\text{inst}}(s)$ (9), which is zero for $s < 0$. The instantaneous response has several interesting properties: For small strength s it can be expressed by the value and the first derivative of the membrane potential distribution at the threshold. The expression has a linear and a quadratic term in the perturbation s , so the neuron will inherently respond non-linearly to a positive perturbation $s > 0$, whereas it will not respond to a negative perturbation $s < 0$, as shown in Figure 2B.

The integral response (21) as well as the instantaneous response (9) both exhibit stochastic resonance, an optimal level of synaptic background noise σ that alleviates the transient. Figure 2A shows this noise level to be at about $\sigma = 3$ mV for the integral response. The responses to positive and negative perturbations are symmetric and the maximum is relatively broad. The instantaneous response in Figure 2B displays a pronounced peak at a similar value for σ . This non-linear response only exists for positive perturbations and is zero for negative ones. Stochastic resonance has been reported for the linear response to sinusoidal periodic stimulation [3] and also for non-periodic signals that are slow compared to the neuron's dynamics an adiabatic approximation reveals stochastic resonance [2]. In contrast to the latter work cited, the rate transient observed in our work is the instantaneous response to a very fast (Dirac δ) perturbation.

For those neurons, which after the perturbation have not fired instantaneously, the membrane potential is shifted by s . Figure 3B shows a sketch of the situation just after the perturbation has been received. The emission rate ν_+ of the neuron in a small time bin $(0, h]$ of size $h \ll \tau$ following the perturbation can be approximated by similar arguments as P_{inst} . Knowing the distribution $J(\gamma) = \sum_{i,j=0}^{\infty} \mathcal{P}(i|\nu_e h) \mathcal{P}(j|\nu_i h) \delta_{w(i-gj), \gamma}$ of the membrane potential

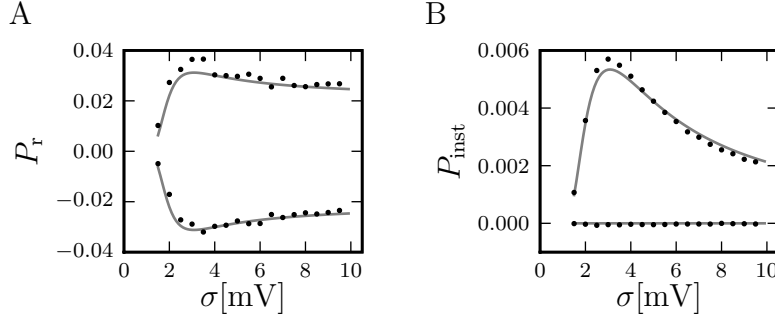


FIG. 2: A Integral response of the firing rate (21) of an integrate-and-fire neuron as a function of synaptic background noise σ . The upper trace is the response to a positive perturbation of magnitude $s = 0.5$ mV, the lower to a perturbation of $s = -0.5$ mV. Black dots: direct simulation. Gray solid line: analytic result using (24). B Instantaneous response depending on synaptic background noise σ . The upper trace is the response to a positive impulse of weight $s = 0.5$ mV, the lower one to a negative of $s = -0.5$ mV. Black dots: direct simulation. Gray solid line: analytic peak response P_{inst} using (12). Simulations averaged over $N = 1000$ neurons for $T = 100$ s. Incoming spike rates ν_e, ν_i chosen to realize $\mu = 11.5$ mV and σ on the abscissa for synaptic weights $w = 0.1$ mV and $g = 4$.

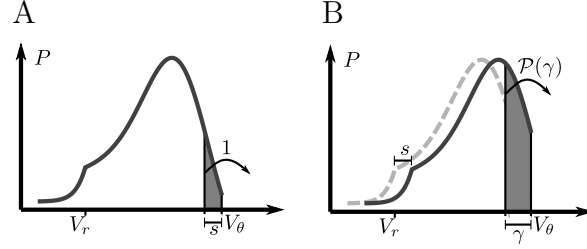


FIG. 3: A Sketch illustrating the instantaneous response due to a perturbation of size s : The probability mass in the shaded area is shifted above threshold with probability 1 and produces the instantaneous response. Due to the shape of the probability density near the threshold, this area has a linear and a quadratic increasing contribution in s . B For all neurons in the population which have not been carried over the threshold directly by the perturbation, the membrane potential is shifted by s . During a small time interval $h \ll \tau$ after the perturbation, the density remains shifted. This causes the firing rate to increase approximately proportional to $-s \frac{\partial P}{\partial V}(V_\theta)$ due to jumps γ occurring with probability $\mathcal{P}(\gamma)$ by synaptic input.

jumps γ due to synaptic input in a time step h , where $\mathcal{P}(k|\mu) = \frac{\mu^k}{k!} e^{-\mu}$ is the Poisson distribution, the instantaneous rate of the neuron can be approximated by the probability per time moved above the threshold

$$\nu_+(s) = \frac{\nu_0 \tau}{h} \sum_{\gamma+s>0} J(\gamma) \int_{y_\theta-(\gamma+s)/\sigma}^{y_\theta-\max(s,0)/\sigma} q(y) dy \quad (25)$$

where the shifted density after the perturbation was inserted. Here again we can use the expansion of Q near the threshold to replace the integral similar as in (12)

$$\begin{aligned} \nu_+(s) &= \frac{\nu_0 \tau}{h} \sum_{\gamma+s>0} J(\gamma) \int_{y_\theta-(\gamma+s)/\sigma}^{y_\theta-\max(s,0)/\sigma} \sum_{n=0}^{\infty} \frac{q^{(n)}(y_\theta)}{n!} (y - y_\theta)^n dy \\ &= \frac{\nu_0 \tau}{h} \sum_{\gamma+s>0} J(\gamma) \sum_{n=0}^{\infty} \frac{q^{(n)}(y_\theta)}{n+1!} [(-\max(s,0)/\sigma)^{n+1} - (-\gamma+s)/\sigma)^{n+1}] \\ &= \frac{\nu_0 \tau}{h} \sum_{\gamma+s>0} J(\gamma) \sum_{n=0}^{\infty} \frac{c_n + d_n q(y_\theta)}{n+1!} (-\sigma)^{-n-1} [\max(s,0)^{n+1} - (\gamma+s)^{n+1}]. \end{aligned}$$

As above, for small perturbations, the second summation can be truncated at small n , such that the Taylor series approximates the probability density well below threshold on the order of a few synaptic weights. In this work we

used $n = 3$ throughout.

-
- [1] Brunel, Nicolas. 2000. "Dynamics of sparsely connected networks of excitatory and inhibitory spiking neurons." *J. Comput. Neurosci.* 8(3):183–208.
 - [2] Collins, J. J., Carson C. Chow, Ann C. Capela and Thomas T. Imhoff. 1996. "Aperiodic stochastic resonance." *Phys. Rev. E* 54(5):5575–5584.
 - [3] Lindner, Benjamin and Lutz Schimansky-Geier. 2001. "Transmission of noise coded versus additive signals through a neuronal ensemble." *Phys. Rev. Lett.* 86:2934–2937.
 - [4] Ricciardi, L. M., A. Di Crescenzo, V. Giorno and A. G. Nobile. 1999. "An Outline of Theoretical and Algorithmic Approaches to First Passage Time Problems with Applications to Biological Modeling." *MathJaponica* 50(2):247–322.
 - [5] Siegert, Arnold J.F. 1951. "On the first passage time probability problem." *Phys. Rev.* 81(4):617–623.
 - [6] Stein, Richard B. 1965. "A Theoretical Analysis of Neuronal Variability." *Biophys. J.* 5:173–194.
 - [7] van Vreeswijk, Carl and Haim Sompolinsky. 1996. "Chaos in Neuronal Networks with Balanced Excitatory and Inhibitory Activity." *Science* 274:1724–1726.