

Nuclear magnetism and electron order in interacting one-dimensional conductors

Bernd Braunecker,¹ Pascal Simon,² and Daniel Loss¹¹Department of Physics, University of Basel, Klingelbergstrasse 82, 4056 Basel, Switzerland²Laboratoire de Physique des Solides, CNRS UMR-8502, Université de Paris Sud, 91405 Orsay Cedex, France

(Dated: February 22, 2024)

The interaction between localized magnetic moments and the electrons of a one-dimensional conductor can lead to an ordered phase in which the magnetic moments and the electrons are tightly bound to each other. We show here that this occurs when a lattice of nuclear spins is embedded in a Luttinger liquid. Experimentally available examples of such a system are single wall carbon nanotubes grown entirely from ^{13}C and GaAs-based quantum wires. In these systems the hyperfine interaction between the nuclear spin and the conduction electron spin is very weak, yet it triggers a strong feedback reaction that results in an ordered phase consisting of a nuclear helimagnet that is inseparably bound to an electronic density wave combining charge and spin degrees of freedom. This effect can be interpreted as a strong renormalization of the nuclear Overhauser field and is a unique signature of Luttinger liquid physics. Through the feedback the order persists up into the millikelvin range. A particular signature is the reduction of the electric conductance by the universal factor 2.

I. INTRODUCTION

The interaction between localized magnetic moments and delocalized electrons contains the essential physics of many modern condensed matter systems. It is on the basis of nuclear magnets,¹ heavy fermion materials of the Kondo-lattice type,² and ferromagnetic semiconductors.^{3,4,5,6} In this work we focus on the interplay between strong electron-electron interactions and the magnetic properties of the localized moments. Low-dimensional electron conductors are ideal systems to examine this physics: The nuclear spins of the ions of the crystal (or suitably substituted isotopes) form a lattice of localized moments; these spins couple to the conduction electron spin through the hyperfine interaction; and the confinement of the electrons in a low-dimensional structure enhances the importance of the electron-electron interactions.

In previous work we have studied the magnetic properties of the nuclear spins embedded in a two-dimensional (2D) electron gas of a GaAs heterostructure,^{7,8} and in ^{13}C substituted single-wall carbon nanotubes⁹ (SWNTs) as a specific example of a one-dimensional (1D) conductor. In this work we focus on 1D more generally than in Ref. 9: We cover not only the case of SWNTs but also of GaAs-based quantum wires or different (yet not in detail discussed) 1D conductors, under the assumption that the electrons are in the Luttinger liquid (LL) state as a result of their interactions. In these systems the coupling between the nuclear spins and the conduction electrons has remarkable consequences.

Indeed, below a cross-over temperature T^* (in the millikelvin range for the considered systems) the nuclear spins form a spiral, a helimagnet (see Figs. 1 and 2), caused by the effective Ruderman-Kittel-Kasuya-Yosida (RKKY) interaction induced by the electron system. The ordered nuclear spins create an Overhauser field that acts back on the electron spins. This feedback is essen-

tial: It enhances an instability of the electron conductor toward a density wave order, and the electronic states are restructured. A gap appears in one half of the low-energy modes and leads to a partial electron spin polarization that follows the nuclear spin helix. The gap can be interpreted as a strong renormalization of the Overhauser field, and so as a strong renormalization of the hyperfine coupling constant for the gapped collective electron modes. The remaining gapless electron modes in turn further strengthen the RKKY coupling between the nuclear spins. The transition temperature T^* of the nuclear spins can therefore lie much above the temperature that would be found without the feedback (called T_0 below). In SWNTs, for instance, the feedback leads to an enhancement of T^* by about four orders of magnitude.

This means that below T^* there is a temperature range where the nuclear order and the electron order exist only through their mutual stabilization. The nuclear spins and the electrons form a combined ordered phase, even though the energy and time scales in both systems differ by orders of magnitude. We remark that the order is unstable in the thermodynamic limit due to long-wavelength fluctuations. For any realistic sample length L , however, those fluctuations are cut off, the order extends over the whole system, and T^* is in fact independent of L .

We discuss this physics here specially for ^{13}C SWNTs and GaAs quantum wires because such systems have become available for experiments recently: SWNTs with a purity of ^{13}C up to 99% have been reported in Refs. 10,11,12,13. The cleaved edge overgrowth method^{14,15} has made it furthermore possible to produce quantum wires on the edge of a GaAs heterostructure with LL parameters as low as $^{16}K_F = 0.4 - 0.5$. For both systems, we predict a feedback-generated cross-over temperature T^* that lies in the range of 10 - 100 mK.

This work is related to several studies found in the literature: NMR experiments¹⁷ on ^{13}C enriched SWNTs

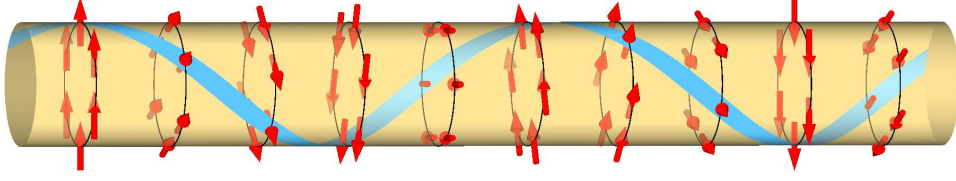


FIG. 1: Illustration of the helical nuclear magnetism of the single wall ^{13}C nanotube (SWNT), which is triggered by the RKKY interaction over the electron system (not shown). The nuclear spins (red arrows) order ferromagnetically on a cross-section of the SWNT and rotate along the SWNT axis with a period $\lambda_{\text{R}} = \lambda_{\text{F}}/2$ in the spin xy plane (chosen here arbitrarily orthogonal to the SWNT axis). The blue ribbon is a guide to the eye for the helix. The feedback of this nuclear magnetic field strongly renormalizes the electron system through the opening of a partial gap, due to a strongly renormalized Overhauser field, and so modifies the RKKY interaction. Through this strong coupling of electron and nuclear systems the combined order persists up into the millikelvin range. As a particular consequence the electric conductance of the SWNT is reduced by a factor of precisely 2.

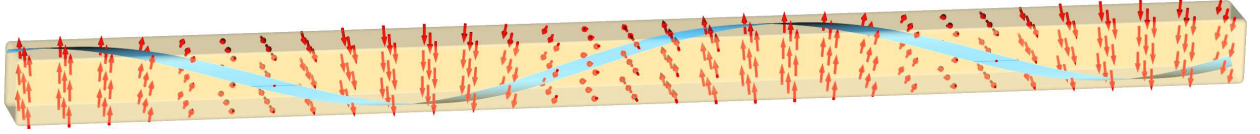


FIG. 2: Illustration of the helical nuclear magnetism for a GaAs-based quantum wire. Compared with the SWNT (Fig. 1) the number of ferromagnetically locked spins on a cross-section through the wire is much larger, and the wavelength $\lambda_{\text{R}} = \lambda_{\text{F}}$ of the helical rotation along the wire is longer. The feedback effect remains otherwise the same and the combined electron and nuclear order persists into the millikelvin range as well.

grown inside regular SWNTs^{10,11} have revealed the existence of a large gap of about 30 K in the spin response. While the microscopic origin of this gap seems still be unresolved, the NMR response could be well modeled with a partially gapped Tomonaga-Luttinger model.^{18,19} Interestingly our microscopic theory predicts a spin excitation gap for a part of the transverse electronic susceptibility, although we consider isolated SWNTs and obtain a gap with a smaller magnitude below 1 K.

The coupling between a quantum spin chain and a LL was studied in Ref. 20, and it was shown that this system can acquire gaps as well. Such a system is very different from our model in that it involves a single chain of small quantum spins with anisotropic coupling to the electrons. Such an anisotropy appears spontaneously in our case, and built-in anisotropy has a very different effect as discussed in Sec. V D. A spin gap also appears in a LL in the presence of Rashba spin-orbit interactions.^{21,22} LLs with a gap in the spin sector are known as Luther-Emery liquids,²³ and the partially gapped LL in our model has indeed a strong resemblance to such a system. Yet the gap opens not only in the spin sector but involves a combination of electronic spin and charge degrees of freedom, therefore, in addition breaks the usual spin-charge separation of a LL. The RKKY interaction at zero temperature was calculated for LLs in Ref. 24 and for the case including Rashba spin-orbit interactions in Ref. 25. The use of the hyperfine interaction of ^{13}C to couple spin and valley quantum numbers in carbon-based quantum dots was explored in Ref. 26.

Very recent spin blockade measurements¹² on quantum

dots formed by ^{13}C SWNTs suggest that the hyperfine interaction constant A_0 is by 10^2 – 10^3 larger than what is expected from ^{60}C data²⁷ or band structure theory.²⁸ However, this interaction strength is inferred from the comparison with models that were originally designed for GaAs quantum dots, and so the precise value of A_0 requires further investigation.²⁹

The observation of LL physics has been reported for various 1D conductors such as carbon nanotubes,^{30,31,32} GaAs quantum wires,^{15,16,33,34,35,36} bundles of NbSe₃ nanowires,³⁷ polymer nanobers,³⁸ atomic chains on insulating substrates,³⁹ MoS₂ nanowires,⁴⁰ fractional quantum Hall edge states,⁴¹ and very recently in a bulk material, conjugated polymers at high carrier densities.⁴² If there is a coupling to localized magnetic moments, we expect that the effect described in this paper should be detectable in these systems as well, with the exception of the chiral LLs of fractional quantum Hall edge states because they lack the backscattering between left and right moving modes that is crucial for the effect. To overcome this restriction, two edges with counterpropagating modes would have to be brought close together by a constriction.

Recently much progress has been made in producing and tuning the properties of carbon nanotubes as quantum wires or quantum dots,^{10,11,12,13,30,43,44,45,46,47,48,49,50,51,52,53,54,55,56,57,58,59,60} and ultraclean SWNTs are now available.^{59,60}

The outline of the paper is as follows: In the next section we state the conditions for the discussed physics and present the main results. A detailed account of the

theory is then given: In Sec. III we derive the effective model. The nuclear order and its stability without the feedback is discussed in Sec. IV. The feedback and its consequences are examined in Sec. V. In Sec. VI we discuss the self-consistency of the theory. The effect of the renormalization above the cross-over temperature is outlined in Sec. VII. In Sec. VIII we show that the single-band description we have used in the preceding sections is appropriate for SWNTs, which normally require a two-band model. We shortly conclude in Sec. IX. The Appendices contain the technical details. The numerical parameters we use and derive for the SWNTs and GaAs quantum wires are listed in Table I. For a brief overview, we refer the reader to Sec. II.

II. CONDITIONS AND MAIN RESULTS

We summarize in this section the conditions and the main results of our work. This allows us to give an overview of the physics to the reader without going into the technical details and conceptual subtleties. These are then discussed in the subsequent sections.

Two conditions for the described physics are important: A 1D electric conductor in the LL state confined in a single transverse mode (in the directions perpendicular to the 1D conductor axis), and a three-dimensional (3D) nuclear spin lattice embedded in this 1D conductor. Higher transverse modes are split off by a large energy gap ϵ_t . The coupling of the nuclear spins to the electrons is weighted by the transverse mode, which eventually leads to a ferromagnetic locking of the $N_z = 1$ nuclear spins on a cross-section in the transverse direction. Consequently these ferromagnetically locked nuclear spins behave as a single effective large spin, allowing us to use a semiclassical description (see Sec. IIIB and IIIC). This picture can be different for strongly anisotropic systems, where the coupling to the electron spin favors a different spin locking (see Sec. VID). However, the physics described here remains valid as long as this locked configuration has a nonzero average magnetization.

In addition, we treat only systems in the RKKY (Ref. 61) regime, which is indeed the natural limit for the electron-nuclear spin coupling. This regime is characterized by energetics such that the characteristic time scales between the slow nuclear and the fast electron dynamics decouple. This makes it possible to derive an effective instantaneous interaction between the nuclear spins, the RKKY interaction, which is transmitted by the electron gas. If A_0 is the hyperfine coupling constant between a nuclear spin and an electron state localized at the nuclear spin site, and if E_F denotes the typical energy scale of the electron system, the RKKY regime is determined by the condition $A_0 = E_F \ll 1$. This condition is naturally fulfilled in GaAs-based low-dimensional conductors⁶² where $A_0 = E_F \sim 10^{-2}$ (for both Ga and As ions) and in carbon nanotube systems grown entirely

from the ^{13}C isotope (which has a nuclear spin $I = 1/2$) where^{27,28} $A_0 = E_F \sim 10^{-6}$. Recent measurements on ^{13}C nanotube quantum dots¹² suggest a much higher value though, but still such that $A_0 = E_F < 10^{-3}$. An adjustment of this value, however, might be necessary because it relies on models that were not specifically tailored for ^{13}C nanotubes.²⁹ To clarify this discrepancy between the reported values of A_0 further experimental and theoretical work is required. We can speculate though that a similar renormalization of A_0 as presented in this paper can also occur for the quantum dot system, and hence mimic a larger value of A_0 . Due to this, the band structure value $A_0 = E_F \sim 10^{-6}$ for the bare, unrenormalized hyperfine interaction strength is used in this work.

The RKKY energy is minimized when the nuclear spins align in the helimagnetic order. Through the separation of time scales and due to the large effective nuclear spins, this order can then be treated as a static nuclear magnetization field acting on the electrons. Most remarkably, this interaction is relevant in the renormalization group sense for the electron system and leads to the opening of a gap in one half of the electron excitation spectrum. This gap can be interpreted as a strong increase of the nuclear Overhauser field in the direction defined by the nuclear helimagnet, while the hyperfine coupling in the orthogonal directions remains unrenormalized. The gap in the electron system is the result of the strong binding of collective electron spin modes to the nuclear magnetization. The resulting RKKY interaction is then mostly carried by the remaining gapless electron modes and becomes much stronger. This leads to a further strong stabilization of the nuclear helimagnet. Through this feedback the combined order remains stable up into experimentally accessible temperatures (see below).

The strong renormalization is in fact possible due to an instability of the LL toward a density wave order,⁶³ which is signaled by the divergence of the electron susceptibilities at momentum $2k_F$. The same divergence is responsible for ordering the nuclear spins, and so the back-action of the Overhauser field on the electrons enhances the instability for a part of the electron degrees of freedom. This results in the partial order in the electron system. Due to this, the effect of the feedback is strong even for very weak A_0 .

We emphasize that this feedback is a pure LL effect and absent in Fermi liquids. It leads to a number of experimental signatures (described below) that may be used to unambiguously identify a LL without the need of fitting power laws to measured response functions. Let us also mention that an alternative test of the LL theory has been proposed for strongly interacting 1D current rectifiers.^{64,65,66} Here a pure LL signature is found in form of a specific asymmetric bump in the $I-V$ curve.

Table I lists the physical parameters we use for the numerical estimates for the GaAs quantum wires and the ^{13}C SWNTs. With these values we find that the feedback effect is most remarkable for the ^{13}C SWNTs where the cross-over temperature for the nuclear helimagnet with-

Physical quantity	GaAs Quantum Wire ^a	¹³ C Single Wall Nanotube ^b
Hyper ne (on-site) coupling constant J_0	1 K ; 90 eV	7 mK ; 0.6 eV
Nuclear spin I	3=2	1=2
Electron spin $S = 1=2$		
Fermi vector k_F	$1 \cdot 10^8 \text{ m}^{-1}$	$4 \cdot 10^8 \text{ m}^{-1}$
Fermi wavelength $\lambda_F = 2\pi/k_F$	63 nm	17 nm
Electron density $n_{e1} = 2k_F/\pi$	$0.6 \cdot 10^8 \text{ m}^{-1}$	$2.4 \cdot 10^8 \text{ m}^{-1}$
Fermi velocity v_F	$2 \cdot 10^6 \text{ m s}^{-1}$	$8 \cdot 10^6 \text{ m s}^{-1}$
Fermi (kinetic) energy $E_F = \hbar v_F k_F/2$	7 meV	0.1 eV
Lattice spacing a	5.65 Å	2.46 Å
Nuclear spin density (1D) $n_I = 1/a$	$1.8 \cdot 10^8 \text{ m}^{-1}$	$4.1 \cdot 10^8 \text{ m}^{-1}$
Electron fraction per nuclear spin n_{e1}/n_I	0.04 $1=28$	0.06 $1=17$
System length L	2 40 nm	2 nm
Number of sites in transverse direction N_\perp	50 50	50
Luttinger liquid parameter (charge) K_c	0.5	0.2 ^c
Luttinger liquid parameter (spin) K_s	1	1 ^c
Approximate bandwidth $\epsilon_a = \hbar v_F/a$	0.23 eV	2.1 eV
Longitudinal level spacing ϵ_L	3{70 eV	260 eV
Transverse level spacing (subband splitting) ϵ_t	> 20 meV	0.65 eV
Exponent $g = g_{x,y,z}$ (single-band expression)	0.75	0.6 ^c
Exponent $g = g_{x,y,z}$ (SW NT 2-band expression for T_0)		0.8 ^c
Exponent $g^0 = g_{x,y}^0$	0.67	0.33 ^c
Exponent g_z^0	0.33	0.17 ^c
Cross-over temperature (without feedback) T_0	53 mK ; 5 eV	2 K ; 0.2 neV
Cross-over temperature (with feedback) T	75 mK ; 7 eV	11 mK ; 1 eV
Renormalized hyper ne coupling constant (in the direction of the nuclear spin polarization) $A = A_0(\hbar/a)^{1-g}$	4.6 K ; 400 eV	0.25 K ; 22 eV
Upper bound for cross-over temperature $B = SA n_{e1}/n_I$	80 mK ; 7 eV	10 mK ; 1 eV
Electron spin polarization (fraction) $\hbar S_i/S$	0.05	$5 \cdot 10^5$
Electron spin polarization (on-site) $\hbar S_{i1}/S = (n_{e1}/n_I)\hbar S_i/S$	0.002	$3 \cdot 10^6$
Correlation length for gapped electrons	$= \lambda_1 = 0.2 \text{ nm}$	$= L = 2 \text{ nm}$

^aFrom Refs. 14,15,16,35,67.

^bFrom Refs. 27,28,68,69,70,71.

^cSee Sec. V III for the use of K_c ; K_s within the 2-band description of SW NTs.

TABLE I: Physical parameters for GaAs Quantum Wires and ¹³C single wall nanotubes used in this paper, and the derived quantities discussed in the text. Note that the values of the derived quantities have an O(1) uncertainty, which is unavoidable in any Luttinger liquid theory due to the required ultraviolet cut-off [see also the discussion before Eq. (55)]. Within this uncertainty we have $k_B T = B$. Since $\lambda_1 = L$ for SW NTs, increasing L (within limits) also increases A and B . Anisotropic hyper ne interactions can slightly reduce A and B (see Sec. V ID). Energy is converted into temperature by the relation $1 \text{ eV} \hat{=} 11604.5 \text{ K}$.

out the feedback, T_0 [Eq. (39)], would be close to a microkelvin. Through the feedback, however, T_0 is replaced by the correct T [Eq. (71)], which reaches into the experimentally accessible millikelvin temperatures.⁹⁸

For GaAs quantum wires the effect on the cross-over temperature is much less pronounced due to a less dramatic modification of the LL parameters. Yet through the larger ratio A_0/E_F we already have $T_0 = 50 \text{ mK}$, which increases through the feedback to $T = 80 \text{ mK}$. Figures 3 through 6 show the dependences of these tem-

peratures and of the nuclear magnetization on the variation of different system parameters. Note that the large values of T_0 and T for the GaAs quantum wires are due to the small value of $K_c = 0.5$ we use from Ref. 16 for high quality quantum wires. The more common quantum wires with weaker electron-electron interactions and $K_c = 0.8$ lead to $T = 1 \text{ mK}$, as shown in Fig. 6. In this figure we also show the energy scale B [Eq. (74)], which we use as an upper bound for $k_B T$, below which our approach is controlled. Further self-consistency conditions

are discussed in Sec. VI.

As a general rule, stronger electron-electron interactions (i.e. smaller LL parameters K_c) lead to larger T in a much more pronounced way than a larger value of the hyperfine constant A_0 . The explicit dependence can be read off from Eq. (71), and is given by

$$k_B T = I \tilde{A}_0 D^0 \frac{a}{I \tilde{A}_0 j} \frac{1}{3} \frac{2g^0}{2g^0}; \quad (1)$$

where k_B is the Boltzmann constant, I the nuclear spin, $a = \sim v_F = a$ is on the order of the bandwidth (with v_F the Fermi velocity and a the lattice constant), D^0 [Eq. (72)] a nonuniversal dimensionless constant of about $D^0 = 0.2 - 0.3$ for the values in Table I, and $g^0 = 2K_c = [K_s(K_c + K_s^{-1})]$ [Eq. (68)], where K_c, K_s are the LL parameters associated with charge and spin fluctuations, respectively. Note that SWNTs require a 2-band description and so four different LL parameters^{68,69} ($K_c = K_{cs} = 0.2$, $K_{ca} = K_{ss} = K_{sa} = 1$; see Sec. V III). While we take this into account when we neglect the feedback, we show in Sec. V III that the single-band description with $K_c = 0.2; K_s = 1$ is quantitatively valid when the feedback is taken into account, and therefore can be used for the determination of T , and the renormalized hyperfine constant A below.

We stress that T is independent of the system length L for any realistic sample (provided that we have $L k_F^{-1}$ such that the LL theory is applicable). For very large L there would be a cross-over where T is replaced by a L -dependent quantity such that $T \rightarrow 0$ as $L \rightarrow 1$. This cross-over, however, occurs only at L that lie orders of magnitude above realistic sample lengths (see Sec. IV B and Appendix D).

The order parameter for the nuclear helimagnet is the $2k_F$ Fourier component of the magnetization, which has close to T the behavior of a generalized Bloch law [Eq. (70)]

$$m_{2k_F} = 1 - \frac{T}{T_c} \frac{3}{2} \frac{2g^0}{2g^0}; \quad (2)$$

This magnetization may be detectable by magnetic sensors with a spatial resolution smaller than the period of the helix $\lambda_F = 2\pi / k_F \approx 10 - 30$ nm such as, for instance, magnetic resonance force microscopy.^{72,73}

The nuclear spin ordering acts back on the electron system and leads to a strong renormalization of the hyperfine interaction between the nuclear spins and a part of the electron modes. We can capture this renormalization by the replacement $A_0 \rightarrow A$ of the hyperfine constant. We emphasize though that this replacement also requires a reinterpretation of the role of A : It no longer describes the local coupling between a nuclear spin and an electron at a lattice site, but the coupling of a nuclear spin to a fraction of the collective electron modes in the LL. The modified A has thus a similar interpretation as the dressing of impurity scattering^{74,75} in a LL that

no longer corresponds to the backscattering of a single particle but to the generation of collective density waves near the impurity site. The renormalization is expressed by [Eq. (57)]

$$A = A_0 (a \tilde{a})^{1-g}; \quad (3)$$

where $g = (K_c + K_s^{-1})/2$ and $\tilde{a} = \min(L; \tau; \xi_1)$ is a correlation length. Here $\tau = \sim v_F/k_B T$ is the thermal length, and $\xi_1 = a (a \tilde{a} / I A_0 m_{2k_F})^{1/(2-g)}$ the correlation length for an infinite system. We stress that \tilde{a} cannot exceed L or τ . An uncritical use of $\tilde{a} = \xi_1$ exceeding L or τ can lead to self-consistency violations of the theory as explained in Sec. V A. Note that for noninteracting electrons (including Fermi liquids) $g = 1$ and so A_0 remains unrenormalized. The increase $A_0 \rightarrow A$ is a direct consequence of LL physics.

For the systems under consideration we have $I \tilde{A}_0 j k_B T$ and hence the electron spin modes following the nuclear helimagnet (ferromagnetically or antiferromagnetically according to the sign of A_0) are pinned into a spatially rotating spin density wave. This affects, however, only one half of the low-energy electron degrees of freedom. The remaining electron spins remain in their conducting LL state. They do no longer couple to the ordered nuclear spins, yet couple to fluctuations out of the ordered nuclear phase with the unrenormalized hyperfine coupling constant A_0 . Those conducting electrons carry then the dominant RKKY interaction, which has a modified form leading to the stabilization of the combined order up to the renormalized temperature T .

On the other hand, the gapped electrons have an excitation gap that is directly given by the renormalized Overhauser field, given by $B_{xy} = \text{Im}_{2k_F} A = 2$. Therefore, the nuclear magnetization m_{2k_F} can be directly determined by measuring the electronic excitation gap through, for instance, tunneling into the system.^{15,16,35,36} Since A itself can depend on m_{2k_F} through the correlation length ξ_1 , we have [Eq. (59)]

$$\begin{aligned} B_{xy} / m_{2k_F} &\geq \frac{8}{m_{2k_F}} = 1 - \frac{T}{T_c} \frac{3}{2} \frac{2g^0}{2g^0} \quad \text{for } m_{2k_F} < m_1, \\ &\geq \frac{3}{2} \frac{g}{2g} \frac{h}{m_{2k_F}} = 1 - \frac{T}{T_c} \frac{3}{2} \frac{2g^0}{2g^0} \frac{1}{2} \frac{g}{2g} \quad \text{otherwise;} \end{aligned} \quad (4)$$

where m_1 is such that $\tilde{a} = \xi_1$ for all $m_{2k_F} > m_1$. Notice that for SWNTs, we have $m_1 > 1$ and so we always have B_{xy} / m_{2k_F} . If, however, $m_1 < 1$, the cross-over between the two different scaling behaviors of B_{xy} can be tuned by varying either L or τ , depending on which one is smaller.

Experiments detecting this phase can rely on two more effects. First, the freezing out of one half of the conducting channels of the electron system leads to a drop of the electrical conductance by precisely the factor 2 (see Refs. 9 and 76). Second, the breaking of the electron spin SU(2) symmetry through the spontaneous appearance of the nuclear magnetic field leads to the emergence of anisotropy in the electron spin susceptibility (see Ref.

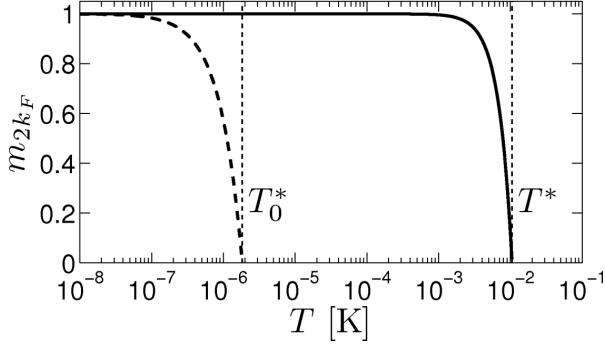


FIG. 3: Magnetization m_{2k_F} as a function of T for ^{13}C single wall nanotubes. Dashed line: without the feedback [Eq. (38)]; solid line: including the feedback [Eq. (70)]. The vertical lines mark the cross-over temperatures written next to them [Eqs. (39) and (71)]. T_0^* is evaluated with the 2-band model of Sec. V III, while we use the quantitatively correct 1-band description for T^* . Note that compared with Ref. 9 we use a larger A_0 (according to the results of Ref. 28) and so obtain a slightly larger T^* . On the other hand T_0^* is smaller because the exponent g is larger the 2-band model.

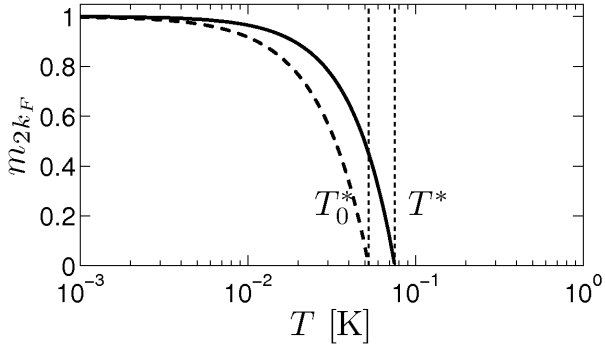


FIG. 4: Magnetization m_{2k_F} as a function of T for GaAs quantum wires. Dashed line: without the feedback [Eq. (38)]; solid line: including the feedback [Eq. (70)]. The vertical lines mark the cross-over temperatures written next to them [Eqs. (39) and (71)]. Since the exponent g changes only little through the renormalization ($g \rightarrow g^0$), the values of T_0^* and T^* are of the same order of magnitude.

76 and Appendix A). The susceptibilities are defined by Eq. (15) and evaluated in Appendix A. From Eqs. (A 25) and (A 26) we find that for momenta q close to $2k_F$ and at $T = 0$

$$\chi_{xy}(q) / (q - 2k_F)^{2(1-g^0)}; \quad (5)$$

$$\chi_z(q) / (q - 2k_F)^{2(1-g_z^0)}; \quad (6)$$

with $g_z^0 = (K_c K_s^{-1} + K_c K_s) = 2(K_c + K_s^{-1})$ [Eq. (69)]. For $K_s = 1$ we have $g_z^0 = g^0 = 2$. At temperatures $T > 0$, these power-law singularities are broadened at $q < \pm T$ [Eq. (A 16)]. The qualitative shape of these susceptibilities is shown in Fig. 7.

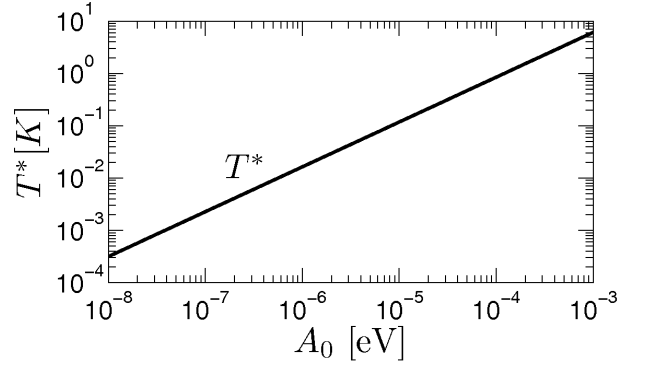


FIG. 5: Cross-over temperature T^* [Eq. (71)] as a function of the hyperfine coupling constant A_0 for ^{13}C single wall nanotubes. T^* follows a power-law $T^* / A_0^{2/(3-g_{x,y}^0)} = A_0^{0.86}$, and is plotted up to the self-consistency limit $T^* = L k_B = 3$ K. The values about $A_0 = 10^{-4}$ eV correspond to those deduced in Ref. 12. Note that through the whole range we have $k_B T^* < B$ [Eq. (74)].

III. MODEL AND EFFECTIVE MODEL

A. Model

We consider a system of conduction electrons and nuclear spins expressed by the Kondo-lattice type Hamiltonian

$$H = H_{\text{el}}^{1D} + \sum_i A_0 S_i \cdot \sum_{ij} v_{ij} I_i \cdot I_j; \quad (7)$$

We have chosen here a tight-binding description, where the indices i, j run over the three-dimensional (3D) lattice sites r_i, r_j of the nuclear spins, with lattice constant a . The hyperfine coupling between the nuclear and electron spin on site i is expressed by the constant A_0 , the electron spin operator $S_i = (S_i^x; S_i^y; S_i^z)$, and the nuclear spin operator $I_i = (I_i^x; I_i^y; I_i^z)$. For GaAs we have $I = 3/2$ and for ^{13}C this spin is $I = 1/2$. We shall generally set $\hbar = 1$ in this paper and reintroduce it only for important results. We assume here an isotropic hyperfine interaction. The case of anisotropy is discussed in Sec. V D.

The Hamiltonian H_{el}^{1D} describes the 1D electrons (confined in a single transverse mode) and is given in detail below. In addition to the transverse confinement, we assume that the 1D system has a length L on the order of micrometers that may be the natural system length or be imposed by gates (see Table I). In contrast to the usual Kondo-lattice model, H_{el}^{1D} contains the here crucial electron-electron interactions.

The last term in Eq. (7) denotes the direct dipolar interaction between the nuclear spins, or for the terms with $i = j$ the quadrupolar splitting of the nuclear spins ($i = x, y, z$). Keeping this term would make the analysis of this model cumbersome as we would have to solve a full 3D interacting problem. Yet those interactions are associated with the smallest energy scales in the sys-

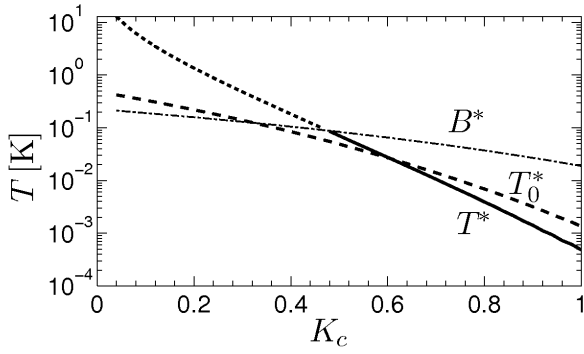


FIG. 6: Cross-over temperatures T_0 [dashed line, Eq. (39)], T [full line, Eq. (71)], and the bound B [dash-dotted line, Eq. (74)] for GaAs quantum wires as functions of the interaction strength, expressed by the Luttinger liquid parameter K_c (keeping $K_s = 1$). The noninteracting limit is $K_c = 1$, smaller $K_c > 0$ correspond to increasingly stronger repulsive interactions. The dotted line is the continuation of T beyond the energy scale set by B , for which the validity of the theory becomes uncertain. The curves of T and T_0 cross at $K_c \approx 0.6$ because the RKKY interaction $J_{2k_F}^0$ defining T has a prefactor that is by $1/2$ smaller than in the case without the feedback. Since nuclear spin order unavoidably leads to the feedback, T defines the cross-over temperature for the order even when $T_0 > T$. Note that close to $K_c = 1$, Eqs. (39) and (71) diverge because the cutoff in Eq. (A12) was neglected in the further evaluation of the RKKY interaction. This is valid for K_c smaller than ≈ 0.8 . Reintroducing the cutoff self-consistently close to $K_c = 1$ regularizes the divergence and leads to the displayed curves (see Appendix A 1).

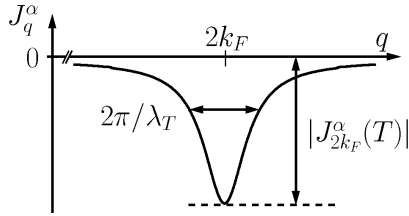


FIG. 7: Sketch of the RKKY interaction J_q [Eq. (23)] or equivalently the spin susceptibility $\chi(q)$ [Eq. (A16)].

tem. The dipolar interaction has been estimated to be on the order of $^{62} 10^{-11}$ eV ≈ 100 nK. For all ions considered here, the quadrupolar splitting is absent in ^{13}C and is otherwise the largest for As with a magnitude $^{77,78,79} 10^{-10}$ eV ≈ 1 K. These scales are overruled by the much stronger effective RKKY interaction derived below and, in particular, are much smaller than the temperatures we consider and that are experimentally accessible. This allows us to neglect the dipolar and quadrupolar terms henceforth.

The model (7) does not yet contain the confinement of the electrons into a 1D conductor. Since we neglect the dipolar interaction we can focus only on those nu-

clear spins that lie within the support of the transverse conining mode. This leads to a first simplification that is considered right below.

B. Confinement into 1D

In this work we consider only conductors, in which the electrons are confined in a single transverse mode φ . Higher transverse harmonics are split off by an energy ϵ_t . For SWNT, this transverse level spacing is determined by $^{80} \epsilon_t = 2 v_F \hbar C$, where C is the chiral vector describing the wrapping of the nanotube. For a $C = (n; n)$ armchair nanotube we have $\hbar C = 3na_{CC}$ (with $a_{CC} = a/\sqrt{3}$ the distance between carbon ions), and so $\epsilon_t = (2/\sqrt{3}) a v_F n$. Due to the armchair structure, there are 4 nuclear spins per $3a_{CC}$ on the cross section so that the number of sites on the cross-section is $N_\perp = 4n$. For our choice $N_\perp \approx 50$ we then find $n \approx 12$, leading to $\epsilon_t \approx 0.65$ eV. For the cleaved edge overgrown GaAs quantum wires, the transverse subband splitting has been reported¹⁴ to exceed 20 meV. These large values allow us to focus on the lowest transverse mode (subband) only.

It is then advisable to switch from the 3D tight binding basis into a description that reflects the confinement into the lowest transverse mode: Let $\varphi_0; \varphi_1; \dots$ label a full set of 2D orthonormal transverse single-electron wavefunctions such that $\varphi_0 = \varphi$, and let ψ_i be the 3D tight binding Wannier functions centered at lattice sites \mathbf{r}_i . We decompose the position vector \mathbf{r} into a longitudinal part \mathbf{r}_{jj} and the 2D vector along the transverse direction \mathbf{r}_\perp . Similarly we decompose the 3D lattice index i into the parts i_{jj} and i_\perp . We then write $\psi_i(\mathbf{r}) = \psi_{i_{jj}}(\mathbf{r}_{jj}) \psi_{i_\perp}(\mathbf{r}_\perp)$, and perform the basis change of the electron operators $c_{i_\perp}^y$ as

$$c_{i_\perp}^y = \hbar t_0 \varphi_0 \psi_{i_\perp}^y + \hbar t_1 \varphi_1 \psi_{i_\perp}^y + \dots \quad (8)$$

with $\varphi_n = \langle \varphi | \varphi_n \rangle$, $c_{i_{jj}i_\perp}$ the electron operators corresponding to longitudinal coordinate i_{jj} and transverse mode i_\perp , and

$$\hbar t_n \psi_{i_\perp} = \int d\mathbf{r}_\perp \varphi_n(\mathbf{r}_\perp) \psi_{i_\perp}(\mathbf{r}_\perp); \quad (9)$$

for normalized wave functions φ_n and ψ_{i_\perp} . With the condition that the electrons are confined in the $\varphi_0 = \varphi$ mode, averages over the operators $c_{i_{jj}i_\perp}^y$ vanish for $n \neq 0$. This allows us to drop those operators from the beginning, and to use the projected electron operators $c_{i_\perp}^y = \hbar \varphi_0 \psi_{i_\perp}^y$. The 2D Wannier wavefunctions ψ_{i_\perp} have their support over a surface a^2 centered at a lattice site, while φ_0 extends over N_\perp sites in the transverse direction. The normalization imposes that $\int \psi_{i_\perp}^2(\mathbf{r}) d\mathbf{r} = 1/a^2$ and $\int \varphi_0^2(\mathbf{r}) d\mathbf{r} = 1/N_\perp a^2$ for \mathbf{r} within the support of these wavefunctions. Consequently $\hbar \varphi_0 \psi_{i_\perp} = C_{i_\perp} = \sqrt{N_\perp}$ with C_{i_\perp} a dimensionless constant that is close to 1 in the support of φ_0 and vanishes for

those i_j where $\varphi_j = 0$ (possible phases of the C_{i_j} can be absorbed in the electron operators $C_{i_{jj};\varphi_j}^Y$).

The electron spin operator is quadratic in the electron creation and annihilation operators and we obtain $S_i = S_{i_{jj};\varphi_j} C_{i_j}^2 = N_j$. The i_j dependence in the Hamiltonian (7) can then be summed out by defining the new composite nuclear spins

$$\mathbf{I}_{i_{jj}} = \sum_{i_j} C_{i_j}^2 \mathbf{I}_{i_{jj};i_j}; \quad (10)$$

so that the Hamiltonian becomes

$$H = H^{1D} = H_{el}^{1D} + \sum_{i_{jj}} \frac{A_0}{N_j} S_{i_{jj};\varphi_j} \mathbf{I}_{i_{jj}}; \quad (11)$$

This result is remarkable in that the complicated 3D Hamiltonian (7) is equivalent to the purely 1D system (11), describing the coupling of the 1D electron modes to a chain of effectively large spins $\mathbf{I}_{i_{jj}}$. Indeed, since $\sum_{i_j} C_{i_j}^2 = N_j$ is imposed by the normalization, the composite spin has a length $0 \leq I \leq IN_j$. As shown below, the maximal alignment $I = IN_j$ is energetically most favorable for the RKKY interaction, such that in the ordered phase the composite spin can be treated as an effective spin of length IN_j . The prefactor $1/N_j$ to the hyperfine constant A_0 expresses the reduction of the on-site hyperfine interaction by spreading out the single-electron modes over the N_j sites.

C. Interpretation of the composite nuclear spins $\mathbf{I}_{i_{jj}}$

It is important to stress that N_j is large: For SWNT, N_j denotes the number of lattice sites around a circular cross-section and is on the order of $N_j \approx 50$. GaAs quantum wires have a cross-section of about 50 lattice sites in both transverse directions and so $N_j \approx 2500$. In both cases N_j is large enough such that the physics of pure (small) quantum spins does not appear. Accordingly, we shall treat the nuclear spin fluctuations below within a semiclassical spin-wave approach corresponding to an expansion in $1/IN_j$.

We note moreover that the interaction with the electron spin acts only on the $\mathbf{I}_{i_{jj}}$ mode. Since $C_{i_j}^2 = 1$ over most of the support of φ_j , we have $\mathbf{I}_{i_{jj}} = \sum_{i_j} \mathbf{I}_{i_{jj};i_j}$. Hence, all individual nuclear spins on a cross-section couple identically to the electrons. The RKKY interaction acts only on $\mathbf{I}_{i_{jj}}$ and so any nuclear order minimizing the RKKY interaction energy is imposed simultaneously and identically on all nuclear spins on a cross-section. This leads to the ferromagnetic locking of these nuclear spins shown in Fig. 8. Otherwise said, since the electrons couple only to the transverse Fourier mode $\mathbf{I}_{i_{jj}}$ describing the ferromagnetic alignment, any order due to the interaction with the electrons can only maximize this Fourier component and so lead to the ferromagnetic locking.

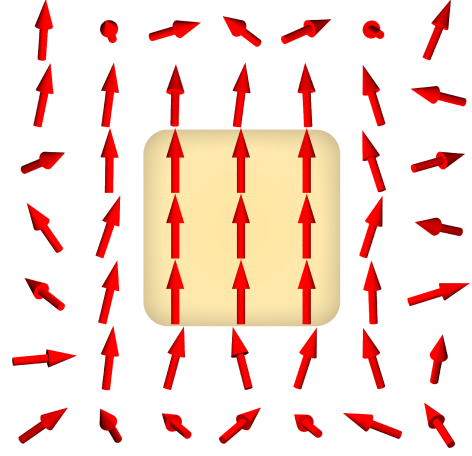


FIG. 8: Illustration of the cross-section through the 1D conductor. The $N_j \approx 1$ nuclear spins within the support of the transverse component of the electron wave function (central colored region) are ferromagnetically locked and behave like a single large spin $I = N_j I$. The nuclear spins outside this support do not interact with the electron system and are generally disordered because their direct dipolar interaction is very weak.

For SWNT, where $C_{i_j} = C$ through rotational invariance of φ_j on the circular cross-section, the electrons couple only to this ferromagnetic transverse component. For GaAs quantum wires deviations from the ferromagnetic component are concentrated at the boundary of the cross-section described by φ_j . The nuclear spins in this boundary layer are more weakly coupled to the electron spin, with an amplitude reduced by the factor $C_{i_j}^2 = \langle j | (r_{i_j})^2 | j \rangle < 1$, and hence are more sensitive to fluctuations.

In the following we shall interpret $\mathbf{I}_{i_{jj}}$ mainly as this ferromagnetic component. For GaAs quantum wires this either means that we consider only very well confined wires where $C_{i_j} = 1$ over essentially the whole transverse cross-section, or that we restrict our attention to only those nuclear spins where $C_{i_j} = 1$, and so effectively slightly reduce what we call the cross-section of the wire.

The case of an anisotropic hyperfine interaction is discussed in Sec. VID. In this case spin configurations different from the ferromagnetic alignment are possible. The described physics, however, remains valid as long as these configurations produce a finite nuclear magnetic field.

D. Effective Hamiltonians

From the above considerations we have seen that the original 3D Hamiltonian is through the cross-section of the conduction electrons equivalent to the 1D Hamiltonian

nian (11), which we rewrite here as

$$H = H^{1D} = H_{el}^{1D} + \sum_i \frac{A_0}{N} S_i \cdot \mathbf{I}_i; \quad (12)$$

where $i = i_{jj}$ now runs over the 1D sites of a 1D lattice of length L with lattice constant a . $S_i = S_{i,j}$ is now a 1D electron spin operator, and $\mathbf{I}_i = \mathbf{I}_{i,j}$ is the ferromagnetic component of the N nuclear spins on the cross-section, as discussed before. Note that even the reduced A_0/N remains much larger than the neglected dipolar interaction.

The fact that $A_0 \ll E_F$ and, in particular, $A_0 \ll N$, shows that the time and energy scales between the electron and nuclear spin systems decouple. [A more thorough investigation of this condition can be found in Sec. VIB.] This characterizes the RKKY regime, in which the nuclear spins are coupled through an effective interaction carried over the electron system. Indeed, a change of \mathbf{I}_i induces a local electron spin excitation. The response of the electron gas to this local perturbation is the electron spin susceptibility χ_{ij} , describing the propagation of the effect of the local perturbation from site i to site j . At site j the electrons can couple then to the nuclear spin \mathbf{I}_j , hence inducing the effective interaction. The strict separation of time scales implies that this interaction can be considered as instantaneous, and so only the static electron susceptibility $\chi_{ij}(\omega = 0)$ is involved in the interaction. This interaction can be derived in detail, for instance, through a Schrieffer-Wolff transformation followed by an integration over the electron degrees of freedom as in Refs. 7,8. The result is the effective Hamiltonian for the nuclear spins

$$H_n^e = \sum_{ij} \frac{J_{ij}}{N} \mathbf{I}_i \cdot \mathbf{I}_j; \quad (13)$$

with $J_{ij} = \chi_{ij}$ and the RKKY interaction

$$J_{ij} = \frac{A_0^2}{2} a^2 \chi_{ij}; \quad (14)$$

where χ_{ij} is the static electron spin susceptibility

$$\chi_{ij} = \frac{i}{a^2} \int_0^{\infty} dt e^{-\eta t} \langle [S_i(t); S_j(0)] \rangle; \quad (15)$$

for an infinitesimal $\eta > 0$ and the average determined by H_{el} . Note the $1/a^2$ in this definition, which allows us to pass to the continuum limit $\chi(r) = \lim_{ij \rightarrow r} \chi_{ij}$ without further complication (see Appendix A 1). We assume that the total spin is conserved in the system, and so $\chi(r) = \chi(r)$, $J(r) = J(r)$. In momentum space we obtain

$$H_n^e = \frac{1}{N} \sum_q \frac{J_q}{N} \mathbf{I}_q \cdot \mathbf{I}_q; \quad (16)$$

with $N = L/a$, the Fourier transform $\mathbf{I}_q = \sum_i e^{-iqr_i} \mathbf{I}_i$, and

$$J_q = \frac{A_0^2}{2} a^2 \chi(q) = \frac{A_0^2}{2} a^2 \int dr e^{-iqr} \chi(r); \quad (17)$$

In this derivation of the RKKY interaction we have tacitly assumed that the electrons are unpolarized. This will be no longer the case once the feedback coupling between electrons and nuclear spins has been taken into account. The necessary modification to Eq. (16) is discussed in Sec. V E and leads to the Hamiltonian (66).

This feedback is driven by the Overhauser field generated by the nuclear spins acting back on the electrons. To model this we rely again on the separation of time scales, which allows us to treat the Overhauser field as a static external field for the electrons. Hence, a mean field description of the nuclear Overhauser field is very accurate. This leads to the effective Hamiltonian for the electron system

$$H_{el}^e = H_{el}^{1D} + \sum_i h_i S_i; \quad (18)$$

with $h_i = \frac{A_0}{N} \langle \mathbf{I}_i \rangle$, and where the expectation value is taken with respect to H_{el}^e . The Hamiltonians H_{el}^e and H_n^e , and so the properties of the electron and nuclear subsystems self-consistently depend on each other.

E. Electron Hamiltonian

The confinement of the conduction electrons in the single transverse mode makes the electron Hamiltonian strictly 1D. Through this dimensional reduction electron-electron interactions have a much stronger effect than in higher dimensions. In particular, they lead to a departure from the Fermi liquid paradigm, and often the Luttinger liquid (LL) concept, based on the Tomonaga-Luttinger model, is the valid starting point to characterize the system properties.

We therefore consider a 1D system of length L with electron-electron interactions that are effectively short-ranged due to screening by gates. Such a system allows a description by the Tomonaga-Luttinger model, given by the Hamiltonian⁶³

$$H_{el}^{1D} = \sum_k \int dx \left[\frac{\hbar v_F}{2} \left(\psi_L^\dagger(r) \psi_L(r) + \psi_R^\dagger(r) \psi_R(r) \right) + \frac{\hbar^2}{2m} \left(\psi_L^\dagger(r) \psi_L(r) + \psi_R^\dagger(r) \psi_R(r) \right) \right]; \quad (19)$$

where $\psi_{L,R}(r)$ are the operators for left moving ($v = -v_F$, with momenta close to $-k_F$) and right moving ($v = v_F$, with momenta close to $+k_F$) electrons with spin $s = \uparrow$ and $s = \downarrow$. The positions r, r' run over a system of length L such that $L = \pi/k_F$, where $2k_F = \pi/a$.

n_{el} is the electron density of the 1D conductor. The operator $\psi(r) = \psi_L(r) + \psi_R(r)$ is the conventional electron operator. The potential $U(r-r')$ describes the screened electron-electron interaction.

For simplicity, we consider here a single-band description of the 1D conductor. This is not correct for carbon nanotubes, which require a 2-band model. In Sec. V III, however, we show that the main conclusions and results are quantitatively determined by the single-band model, so that we can avoid the more complicated 2-band description henceforth.

In the Hamiltonian (19) we have assumed a linear fermionic dispersion relation for the left and right moving electrons, $\psi_q = \psi_F(q - k_F)$ (setting the chemical potential $\mu = 0$). If this assumption is valid, we have with the bosonization technique^{63,81} a powerful tool to evaluate the properties of the electron system to, in principle, arbitrary strength of the electron-electron interactions, leading to the LL description.

We assume here that this theory holds. Possible deviations are discussed in Sec. V I A. The derivation of the bosonic theory can then be done in the standard way⁶³ by expressing the fermion operators in terms of boson fields, as

$$\psi(r) = \frac{1}{\sqrt{2a}} e^{ik_F r} e^{i\phi(r)}; \quad (20)$$

with ϕ the Klein factor removing a (ψ^\dagger) particle from the system and

$$\phi = \frac{1}{\sqrt{2}} [\phi_c + (\phi_s - \phi_s')]; \quad (21)$$

Here $\phi_{c/s}$ are boson fields such that $r_{c/s} = \frac{p}{2} \phi_{c/s}$ measure the charge and spin fluctuations in the system, respectively. The boson fields $\phi_{c/s}$ are such that $r_{c/s}$ are canonically conjugate to $\phi_{c/s}$. The Hamiltonian (19) can then be rewritten in these boson fields as

$$H_{el}^{1D} = \sum_{c/s} \int \frac{dr}{2} \frac{v}{K} (r - (r'))^2 + v K (r - (r'))^2; \quad (22)$$

where $K_{c/s}$ are the LL parameters for the charge and spin density fluctuations, and $v_{c/s}$ are charge and spin density wave velocities. The electron-electron interactions are included in this Hamiltonian through a renormalization of $K_{c/s}$ and $v_{c/s}$. The noninteracting case is described by $K_c = K_s = 1$ and $v_c = v_s = v_F$. Repulsive electron-electron interactions lead to $0 < K_c < 1$. If the spin SU(2) symmetry is preserved $K_s = 1$ otherwise $K_s > 1$. The case $K_s < 1$ would open a gap in the spin sector^{63,81} and is not considered here. For ideal LLs one has $v_{c/s} = v_F = K_{c/s}$. With Eq. (22) we have furthermore assumed that k_F is not commensurate with the lattice spacing. Altogether, this allowed us to drop irrelevant backscattering and Umklapp scattering terms in Eq. (22).

F. RKKY interaction

The calculation of the RKKY interaction, i.e. the calculation of the electron spin susceptibility, is standard in the LL theory. We have outlined its derivation in Appendices A and B (the real space form of the RKKY interaction at $T = 0$ has been derived before in Ref. 24), and from Eq. (A16) together with Eq. (17) we obtain, for $q > 0$,

$$J_q(g; v_F) = \frac{A_0^2}{a} C(g) \frac{a}{k_B T} \frac{(g/2 - \frac{i\pi}{4}(q - 2k_F))}{(\frac{g}{2} - \frac{i\pi}{4}(q - 2k_F))}^2; \quad (23)$$

In this expression we have neglected an additional small term depending on $q + 2k_F$ and the small forward-scattering contribution. We note, however, that $J_q = J_{q+M}$ much of J_q depends on the quantities

$$g = g_{x/y} = (K_c + 1/K_s) = 2; \quad g_z = (K_c + K_s) = 2; \quad (24)$$

For SWNTs these definitions must be modified due to the existence of two bands, which we use for the case when the feedback to the electron system is neglected. From the discussion in Sec. V III we have

$$g = g_{x/y/z} = (K_c + 3) = 4; \quad (25)$$

We stress, however, that the single-band values (24) are quantitatively correct also for SWNTs when we take the feedback into account (see below).

For $K_s = 1$ it follows from $K_c = 1$ that $g = 1$. The prefactor in Eq. (23) is given by

$$C(g) = \frac{\sin(g)}{2} (1 - g) (2 - g)^{2g-4}; \quad (26)$$

we have introduced the thermal length

$$\xi_T = \hbar v_F / k_B T; \quad (27)$$

and the energy scale

$$\epsilon_a = \hbar v_F / a; \quad (28)$$

which is on the order of the bandwidth.

A sketch of J_q is shown in Fig. 7. This interaction has a pronounced minimum at $q = 2k_F$ with a width ξ_T , and a depth of

$$J_{2k_F} = \frac{A_0^2}{a} C(g) \frac{a}{k_B T} \frac{(g=2)}{(1 - g=2)}^2; \quad (29)$$

For $|q - 2k_F| > \xi_T$ the zero temperature form of this curve becomes quickly accurate: For $q > 0$ and combining Eqs. (A15) and (17) we find

$$J_q = \frac{A_0^2}{a} \frac{\sin(g)}{8 - g^2} \frac{2}{a(q - 2k_F)}^2; \quad (30)$$

which can also be verified by letting $T \rightarrow 0$ in Eq. (23).

The singular behavior at $2k_F$ defines the real space form $J(r)$. The latter can be obtained by Fourier transforming Eq. (23) or by time integrating Eq. (A13). The latter is done explicitly in Appendix B. From Eq. (B5) we then find

$$J(r) = \frac{A_0^2 T \sin(g)}{8^2 a \sim v_F} \cos(2k_F r) \frac{a = T}{\sinh(jr_T)}^{2g} \quad (31)$$

$F(1/2; g; 1; \sinh^2(jr_T))$;

where F is the Gaussian hypergeometric function, defined in Eq. (B4). For $j \rightarrow T$, which is the case most of the time for the systems considered here, and for $g > 1/2$ we obtain the asymptotic behavior [see Eq. (B7) and Ref. 24]

$$J(r) \sim \cos(2k_F r) (a = jr)^{2g-1} \quad (32)$$

Stronger electron-electron interactions lead to smaller g and so to an RKKY interaction that extends to longer distances. Since the order discussed below is due to the long-range part of the RKKY interaction, this leads to a better stabilization of the order and consequently to a higher cross-over temperature.

Let us note that Eq. (32) cannot be extended to $g = 1/2$, where it would describe an unphysical growth of $J(r)$ with distance. This regime is actually not reached for conventional LLs with $K_C > 0$ and $K_S = 1$, yet with the feedback below we obtain renormalized $g^0 < 1/2$. Eq. (32) then is regularized by further temperature-dependent corrections coming from the expansion of the hypergeometric function (see Appendix B) or at low temperatures by cuts such as the system length. Since the relevant temperatures determined below are such that $L < T$ or at most $L \sim T$, the values $g^0 < 1/2$ then lead to a RKKY interaction that decays only little over the whole system range.

IV. NUCLEAR ORDER

A. Helical magnetization

We have seen above that the ferromagnetic locking of the N_\uparrow nuclear spins in the direction across the 1D conductor leads to a 1D nuclear spin chain of composite nuclear spins I_i with maximal size $IN_\uparrow/2 = 1$. This allows us to treat the nuclear subsystem semiclassically.^{7,8} Pure quantum effects such as, for instance for antiferromagnetic chains, the Haldane gap for integer quantum spin chains^{82,83} or Kondo lattice physics² are absent, since their effect vanishes exponentially with increasing spin length.

In the present case the starting point is the classical ground state of the nuclear spins described by the Hamiltonian (13). The RKKY interaction J_q reaches its minimum at $q = 2k_F$, and the ground state energy is minimized by fully polarized $I_i = IN_\uparrow/2$ describing a helix with

periodicity wave vector $2k_F$. The corresponding ground states fall into two classes of different helicity,

$$I_i^0 = IN_\uparrow/2 [\hat{e}_x \cos(2k_F r_i) \mp \hat{e}_y \sin(2k_F r_i)]; \quad (33)$$

where $\hat{e}_{x,y}$ are orthogonal unit vectors defining the spin x,y directions. Through the spontaneous selection of the directions $\hat{e}_{x,y}$ any rotational symmetry of the Hamiltonian (13) is broken.

The simultaneous existence of both helicities cannot occur for these classical ground states because their superposition would result in a single helix, but with reduced amplitude. A coherent quantum superposition of such states, on the other hand, can be excluded because each state involves the ordering of the large effective spins $I = IN_\uparrow/2$ over the whole system length L , and hence 10^5 to 10^8 individual spins. This symmetry breaking and so the selection of a single helicity is in fact crucial for the feedback effect described in Sec. V. A single helix leads to a partially gapped electron system, while a superposition of the two helicities would result in an entirely gapped electron system. The physics of the latter case is interesting on its own, but does not occur in the present case.

Transitions between both helical classes would involve a reorientation of the entire nuclear system (and through the feedback of the electron system as well). Such a transition, as well as the spontaneous emergence of domain walls, can be excluded because its energy cost scales with the system size due to the long-range RKKY interactions. The low-energy fluctuations about the ground state are either rotations of the entire nuclear spin system as a whole or magnons.

Rotations of the whole system do not reduce the local magnetization, yet they may lead to a zero time average. Due to the the aforementioned separation of energy scales between the nuclear and electron system, however, the momentary nuclear spin configurations acts like a static, nonzero field on the electrons. Our analysis, therefore, is not influenced by these modes. Moreover a pinning of those modes, since they involve the rigid rotation of the entire system, is very likely.

More important are magnons, which describe the low energy fluctuations to order $1 = IN_\uparrow/2$. The magnon spectrum for the nuclear helimagnet is derived in Appendix C (see also Ref. 8). For the isotropic or anisotropic (when the feedback on the electrons is considered) RKKY interaction there exists a gapless magnon band with dispersion given by Eq. (C6),

$$\omega_q = 2 (IN_\uparrow/2) (J_{2k_F}^x - J_{2k_F}^y) = N_\uparrow^2 : \quad (34)$$

Let $m_i = \hbar I_i \cdot I_i^0 / (IN_\uparrow/2)^2$ measure the component of the average magnetization along I_i^0 , normalized to $m_i = 1$. The Fourier component m_{2k_F} then acts as an order parameter for the nuclear helical order. We can choose $0 \leq m_{2k_F} \leq 1$ by rotating the axes $\hat{e}_{x,y}$ if necessary. Magnons reduce this magnetization as follows^{7,8}

$$m_{2k_F} = 1 - \frac{1}{IN_\uparrow} \frac{1}{N} \sum_{q \neq 0} \frac{X}{e^{i q = k_B T}} \frac{1}{1}; \quad (35)$$

where the sum represents the average magnon occupation number, and the momenta q run over the first Brillouin zone $q \in [-a; a]$.

B. Absence of order in infinite-size systems

In the thermodynamic limit $L \rightarrow \infty$ the sum in Eq. (35) turns into an integral that diverges as $L \rightarrow \infty$ due to the $q \rightarrow 0$ magnon occupation numbers, showing that long-wavelength modes destabilize the long-range order. It is noteworthy that this is not a consequence of the Mermin-Wagner theorem.⁸⁴ The Mermin-Wagner theorem forbids long-range order in isotropic Heisenberg systems in low dimensions with sufficiently short-ranged interactions. An extension to the long-ranged RKKY interactions has been recently conjectured⁸⁵ for the case of a free electron gas. The theorem thus cannot be applied for systems where the long-range RKKY interaction is modified by electron-electron interactions. Indeed, we have shown in previous work^{7,8} that in this case long-range order of nuclear spins embedded in 2D conductors becomes possible. In the present 1D case, however, the divergence of the magnon occupation number at $q \rightarrow 0$ provides a direct example where long-range nuclear magnetic order is impossible in the $L \rightarrow \infty$ limit.

Realistically we always deal with samples of a finite length L though. The singularity at $q \rightarrow 0$ is cut off at momentum π/L , and the $q = 0$ is absent in samples that are not rings. This means that the sum in Eq. (35) is finite, and a finite magnetization is possible at low enough temperatures. We shall actually see below that even though the cutoff π/L plays a significant role for the stability of the order in realistic systems, the magnetization m_{2k_F} is fully determined by L -independent quantities. This is much in contrast to what we would anticipate from the $L \rightarrow \infty$ limit.

C. Order in finite-size systems

The energy representation of the momentum cutoff at π/L is the level spacing

$$\epsilon_L = \hbar v_F \pi/L : \quad (36)$$

This level spacing must be carefully compared with any other temperature scale characterizing the magnetization m_{2k_F} of Eq. (35).

In particular, if $k_B T < \epsilon_L$, the momentum quantization π/L is larger than the inverse thermal length, λ_T . Since the width of the minimum of $J_{2k_F+q}^x$ is on the order of λ_T (see Fig. 7), the first possible magnon energy ϵ_L is already very large and close to the maximal value $2I J_{2k_F}^x J_N$. If we define a temperature T_{M0} at which

$\epsilon_L = k_B T_{M0}$, $2I J_{2k_F}^x J_N / k_B T_{M0} = 1$, we have for $T > T_{M0}$

$$m_{2k_F}(T) = 1 - \frac{1 - \langle n \rangle}{e^{(\frac{T_{M0}}{T})^{3-2g}} - 1} = 1 - \frac{1}{\langle n \rangle} \left(\frac{T}{T_{M0}} \right)^{3-2g}; \quad (37)$$

with $g = g_{xy} = (K_c + K_s^{-1})/2$ from Eq. (24) for GaAs quantum wires and $g = (K_c + 3)/4$ for SWNTs (see Sec. V III). We eventually write the magnetization as

$$m_{2k_F} = 1 - \frac{T}{T_0}^{3-2g}; \quad (38)$$

where we have defined the temperature T_0 by

$$\begin{aligned} k_B T_0 &= (\langle n \rangle)^{\frac{1}{3-2g}} k_B T_{M0} = 2I^2 J_{2k_F}^x J_N^{\frac{1}{3-2g}} \\ &= 2I^2 C(g) \frac{A_0^2}{a} \frac{a}{k_B T_0} \frac{1}{2(1-g)^2} \frac{2(g-2)}{(1-g)^2} \\ &= I A_0 J_N \frac{a}{I A_0 J_N}; \end{aligned} \quad (39)$$

where $C(g)$ is defined in Eq. (26), $a = \hbar v_F \pi/L$ [Eq. (28)], and where D is the dimensionless constant

$$D = \frac{\sin^2(g)^2 (1-g)^2}{2(1-g)^2} \frac{2(g-2)}{(1-g)^2}^{\frac{1}{3-2g}}; \quad (40)$$

Eq. (38) can be considered as a generalized Bloch law for the nuclear magnetization with an exponent $3-2g$ that depends on the electron-electron interactions.

The arguments above are based on the assumption $k_B T < \epsilon_L$ so that Eq. (38) is in principle only valid if $k_B T_0 < \epsilon_L$. In Appendix D we show, however, that Eq. (38) remains valid far into the range $k_B T > \epsilon_L$. In particular, it remains valid for GaAs quantum wires, where we find that $k_B T_0 \ll k_B T < \epsilon_L$, where T is the resulting cross-over temperature when taking into account the feedback onto the electron system [Eq. (71)].

This means that the system length L has no influence on the nuclear magnetization for any realistic SWNT and GaAs quantum wire system.

D. T_0 sets the only available energy scale

It may seem surprising that T_0 does no longer depend on N . Yet we need to recall that the reduction of the RKKY interaction J by $1/N$ is compensated through the coupling of two composite spins containing each N spins I . The coupling energy therefore depends on $(JN)^2 = (\langle n \rangle)^2 = I^2 J$, which no longer contains N (see Fig. 9). The cross-over temperature (since the L dependence has been ruled out) can then only depend on the energy scales that characterize $I^2 J$. Since J is described by the width and the depth of its minimum, which depend both on T , there is only one characteristic temperature that can be self-consistently identified,

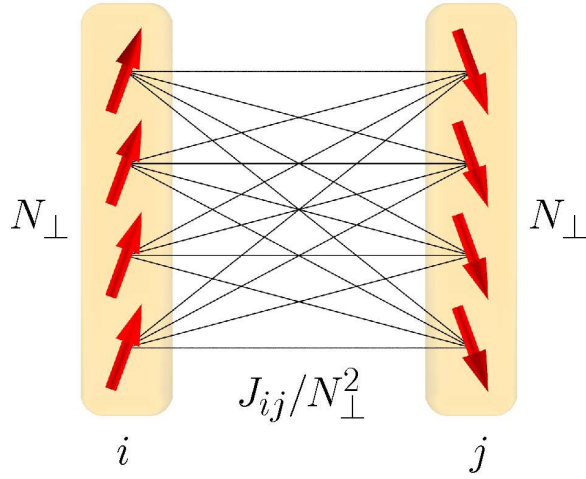


FIG. 9: Illustration of the RKKY coupling between two large spins composed of N_{\perp} individual spins at sites i and j . The hyperfine interaction is reduced by distributing a single electron over N_{\perp} nuclear spins, $A = A_0/N_{\perp}$, resulting in an RKKY interaction $J_{ij} = N_{\perp}^2$. This reduction by $1/N_{\perp}^2$ is compensated because N_{\perp}^2 nuclear spins are mutually coupled through the same RKKY interaction J_{ij} .

by setting $I^2 j_{2k_F}(T) = k_B T$. The result is T_0 [up to the factor 2 in Eq. (39)], which consequently must set the scale for the cross-over temperature, independently of the chosen approach, be it magnons (as here), mean field or more refined theories.

In the next section we see, however, that T_0 is strongly renormalized by a feedback coupling between the electron and nuclear spin systems, which modifies the shape of J_q itself. The feedback in addition introduces a second scale through a partial electron spin polarization that acts like a spatially inhomogeneous Zeeman interaction on the nuclear spins.

V. FEEDBACK EFFECTS

A. Feedback on electrons

We have seen that the electrons enforce a helical ordering of the nuclear spins, and we have assumed that this helical ordering defines the spin $(x; y)$ plane [see Eq. (33)]. In the following, we analyze the feedback of the nuclear spin ordering on the electrons using the Renormalization Group (RG) approach. Since the dynamics of the nuclear spins is much slower than that of the electrons, we can safely assume that the main effect of the nuclear spins is well captured by a spatially rotating static magnetic field of the form: $B(r) = B_x \cos(2k_F r) \hat{e}_x + B_y \sin(2k_F r) \hat{e}_y$, with $B_x = B_y = IA_0 m_{2k_F}$. Note that we explicitly (and arbitrarily) choose the counterclockwise helicity for the helical ordering. The effective Hamiltonian for the electron system then reads

$$H_{el}^e = H_{el}^{1D} + H_{ov} \text{ with } H_{el}^{1D} \text{ given by Eq. (22) and}$$

$$H_{ov} = \int dr B(r) \cdot S(r); \quad (41)$$

is the coupling to the nuclear Overhauser field.

Using the standard bosonization formulas,⁶³ H_{ov} is expressed as

$$H_{ov} = \int \frac{dr}{2a} B_{xy} \cos \frac{p}{2} (\phi_c + \phi_s) + \cos \frac{p}{2} (\phi_c - \phi_s) \frac{1}{4k_F a} ; \quad (42)$$

where

$$B_{xy} = IA_0 m_{2k_F} = 2; \quad (43)$$

and where we have not written the forward scattering part because it has no influence. The last term is oscillating and is generally incommensurate except for $4k_F a = 2\pi n$, with n integer. This special case would correspond to a fine-tuning of E_F to about 1.7 eV for carbon nanotubes or 0.2 eV for GaAs quantum wires, which is quite unrealistic for the systems we consider here. We therefore assume in the following that $4k_F a \notin 2\pi n$, and hence drop the last incommensurate term in Eq. (42). The remaining $\cos(\frac{p}{2}(\phi_c + \phi_s))$ term has the scaling dimension $(K_c + K_s^{-1})/2$. For the systems under consideration this operator is always relevant, so that the interaction term is always driven to the strong coupling regime. To see this more clearly we change the basis of boson fields by introducing the boson fields $\phi_+; \phi_-; \phi_z$, defined by⁹⁹

$$\phi_c = \frac{p}{K_c} \phi_+ + \frac{1}{K_s} \phi_- ; \quad (44)$$

$$\phi_s = \frac{p}{K_s} \phi_+ + \frac{1}{K_c} \phi_- ; \quad (45)$$

$$\phi_z = \frac{1}{K_c K_s} \phi_+ + \frac{1}{K_s} \phi_- ; \quad (46)$$

$$\phi_- = \frac{1}{K_s K_c} \phi_+ + \frac{1}{K_c} \phi_- ; \quad (47)$$

where we have set

$$K = K_c + K_s^{-1}; \quad (48)$$

The new fields obey the standard commutation relations $[\phi_+(x); \phi_-(y)] = i \text{sign}(x-y)$ with $\phi_z = 0$. In this basis, the electron Hamiltonian reads

$$H_{el} = \int \frac{dr}{2} \left(\frac{1}{v} \left(\frac{d\phi_+}{dr} \right)^2 + \left(\frac{d\phi_-}{dr} \right)^2 \right) + \frac{B_{xy}}{a} \cos \left(\frac{p}{2K} \phi_+ \right) + (v_c - v_s) \frac{1}{K} \frac{p}{K_s} \phi_z (r_+)(r_-) (r_+)(r_-) ; \quad (49)$$

with

$$v_+ = (v_c K_c + v_s K_s^{-1}) = K \quad (50)$$

$$v_- = (v_c K_s^{-1} + v_s K_c) = K : \quad (51)$$

If $v_c = v_s$, the electron Hamiltonian separates into two independent parts $H_{el} = H_{el}^+ + H_{el}^-$ where H_{el}^+ is the standard sine-Gordon Hamiltonian, while H_{el}^- is a free bosonic Hamiltonian. The cosine term is relevant and generates a gap in the Ψ' sector. If $v_c \neq v_s$ the terms in r_+ and r_- are marginal and are much less important than the strongly relevant cosine term. In a first approximation, we neglect these terms. We will come back to this point in Sec. VC below. The RG equation for B_{xy} then reads⁶³

$$\frac{dB_{xy}}{dl} = 2 \frac{K_c}{2} \frac{1}{2K_s} B_{xy} = (2 - g)B_{xy}; \quad (52)$$

where l is the running infrared cut-off and

$$g = K = 2 = (K_c + K_s^{-1}) = 2: \quad (53)$$

We use this g for both GaAs quantum wires and SWNTs, in contrast to the g of Eq. (25) that must be used for SWNTs in the absence of the feedback. As explained in Sec. V III, this is due to the fact that the feedback acts on each of the two Dirac cones of the the SWNT dispersion relation separately, and hence effectively splits the two bands of the SWNT into separate single-band models within each cone.

Under the RG flow, $B_{xy}(l)$ grows exponentially as does the associated correlation length $\xi = a(l) = ae^l$. The flow stops when either ξ exceeds L or τ , or when the dimensionless coupling constant⁶³ $y(l) = B_{xy}(l) = a(l)$, with $a(l) = \sim v_F = a(l)$ becomes of order 1. From the latter condition we obtain a correlation length

$$\xi = \tau = a[y(0)]^{1/(2-g)} = a[B_{xy} = a]^{1/(2-g)}: \quad (54)$$

We emphasize that with the cutoff criterion $y(l) \sim 1$ the magnitude of the resulting B_{xy} has an $O(1)$ uncertainty. In fact, we use here a different cutoff criterion as in Ref. 9, namely a instead of E_F . While the use of both cutoffs is generally justified for the perturbative RG scheme used here (the cutoff must be on the order of the bandwidth), we notice that when using E_F we obtain for the GaAs quantum wires too large values for B_{xy} that exceed E_F . This is unphysical as it would imply that more electrons are polarized than are contained in the system, and so it just means that B_{xy} becomes comparable to E_F . The consistency of the RG scheme then requires that the RG flow must be stopped earlier, and the natural scale in the kinetic part of the Hamiltonian (49) is set by a .⁶³ Due to the resulting smaller gap B_{xy} , however, for SWNTs the correlation length would exceed the system length L at the new cutoff scale (while L in Ref. 9). Hence, for SWNTs the flow is cut off even earlier at L .

B. Renormalized Overhauser field and gap for electron excitations

Independently of the precise form of the correlation length we can always write $y(l) = y(0)(=a)^{1/g}$. Since furthermore $a(0) = a(l) = a$, we obtain the following result for the gap, i.e. the renormalized Overhauser field $B_{xy} = B_{xy}(l)$,

$$B_{xy} = B_{xy} (=a)^{1/g}; \quad (55)$$

with

$$n = \min(L; \tau; \xi) = a[B_{xy} = a]^{1/(2-g)}: \quad (56)$$

Since B_{xy} / A_0 we can translate this directly into a renormalized hyperfine interaction constant

$$A = A_0 (=a)^{1/g}: \quad (57)$$

It is important to notice that even though A can be called a "renormalized hyperfine interaction" it no longer can be interpreted in the same way as A_0 . It does not describe the on-site interaction between a nuclear spin and an electron spin, but results from the reaction of the entire electron system to the ordered nuclear spin system. We can see this as analogous to the strong growth of an impurity backscattering potential in a LL,^{74,75} which then no longer corresponds to the coupling between the impurity and an electron but involves a collective screening response by the electron system.

The values of A are listed in Table I. Since $IA_{k_B T}$, for all temperatures within the ordered phase, we find that precisely one half of the degrees of freedom, the \uparrow spins, are gapped, while the \downarrow spins remain in the gapless LL state. As we have shown in Ref. 76, this has the direct consequence that the electrical conductance through the 1D system drops by the factor of precisely 2. Since the gap is identical to the nuclear Overhauser field, and so proportional to the nuclear magnetization m_{2k_F} , it in addition allows to directly measure the nuclear magnetization through a purely electronic quantity, the gap B_{xy} . Using Eq. (2) for m_{2k_F} , which shall be proved explicitly in Eq. (70) below, we can rewrite the gap as

$$B_{xy} = \frac{IA}{2} \left(1 - \frac{T}{T^*} \right)^{3/2g^{0\#}}; \quad (58)$$

with T given by Eq. (1), or Eq. (71) below. For SWNTs A is independent of m_{2k_F} , and so the gap B_{xy} is directly proportional to the magnetization m_{2k_F} . For the GaAs quantum wires, A is independent of m_{2k_F} for small magnetizations such that $\xi > L$, and the correlation length is set by L . For a magnetization $m_{2k_F} > m_1$ ($a = IA_0$) ($L = a$)^{2/g} we have $\xi < L$ and A becomes a function of m_{2k_F} . The gap therefore fol-

low s the curve

$$B_{xy} / \frac{h}{2k_F} = \begin{cases} 1 & \text{for } \frac{T}{T_0} < \frac{3}{2} \frac{g}{g_0} \\ \frac{3}{2} \frac{g}{g_0} & \text{otherwise} \end{cases} \quad (59)$$

Notice that the value m_1 for the cross-over magnetization can be tuned by the system length L . If $T < L$, the L in the definition of m_1 is replaced by T .

The physical meaning of the gapped field ϕ_+ is best seen by rewriting it in terms of the original boson fields, using Eq. (21),

$$\phi_+ = (\phi_c + \phi_s) = \frac{p}{K} = (\phi_{R\#} + \phi_{L\#}) = \frac{p}{2K} : \quad (60)$$

A gap in the π' sector means that a linear combination of the spin $\#$ electron right movers and spin $\#$ electron left movers is gapped. This combination is pinned by the nuclear helical state. This can be seen as the analog of a spin/charge density wave order except that it involves a mixture of charge and spin degrees of freedom. As shown in Sec. V D, this pinned density wave corresponds to an electron spin polarization following the nuclear helical order.

C. Corrections by the marginal terms

The results of the RG analysis above remain almost unchanged if we take into account the terms $r_+ r_-$ and $r_+ r_+$. To support this assertion, we have checked numerically that that $y = B_{xy} = a$ reaches its cutoff scale, while the other coupling constants remain almost unchanged. Following Ref. 63, we then expand the cosine term up to second order. This provides a mass term ϕ_+^2 / B_{xy} for the ϕ_+ mode. Within this approximation, the ϕ_+ bosonic fields can be exactly integrated out in the quadratic action. This leaves us with an effective Hamiltonian H_e for the fields ϕ_{\pm} , which has precisely the same form as H_{el} up to some irrelevant terms,

$$H_e = v^e \int \frac{dr}{2} \frac{1}{K^e} (r_+ - r_-)^2 + K^e (r_+ - r_-)^2 ; \quad (61)$$

but with the renormalized parameters $K^e = \frac{p}{1}$ and $v^e = v \frac{p}{1}$, with

$$= \frac{K_c}{4K_s} \frac{(v_c - v_s)^2}{(v_c K_s^{-1} + v_s K_c)} : \quad (62)$$

For the systems under consideration the factor $\frac{p}{1}$ is slightly less than 1 and this renormalization has indeed no quantitative consequences.

D. Electron spin polarization

The pinning of the ϕ_+ modes leads to a partial polarization of the electron spins. This polarization follows

the helix of the nuclear Overhauser field and is parallel (for a ferromagnetic A_0) or antiparallel (for an antiferromagnetic A_0) to the nuclear spin polarization.

Within the LL theory, the form of this polarization can be found very easily: The forward scattering contribution of S_z / r_s has a zero average. There remain the backscattering parts given by the O_{SDW} operators in Eqs. (A5)–(A7). Since averages over exponents consisting of single boson fields vanish in the LL theory, $he^i \phi_i = he^i \phi_i = 0$ (up to finite size corrections on the order of $a=L$), only the contribution to the spin density average consisting uniquely of the $e^{i\frac{p}{2K} \phi_+}$ operators are nonzero because ϕ_+ is pinned at the minimum of the cosine term in Eq. (49). For $A_0 > 0$ this minimum is at $\frac{p}{2K} \phi_+ = \pi$ and for $A_0 < 0$ at $\frac{p}{2K} \phi_+ = 0$. The two backscattering parts depending only on ϕ_+ are

$$h_{L\#}^y(r) h_{R\#}^y(r) i = \frac{e^{2ik_F r}}{2a} e^{i\frac{p}{2K} \phi_+} = \frac{e^{2ik_F r}}{2a} \text{sign}(A_0); \quad (63)$$

and the conjugate $h_{R\#}^y(r) h_{L\#}^y(r) i$. This leads to the LL result for the electron spin polarization density (with $S = 1/2$)

$$hS(r) i_{LL} = \frac{S \text{sign}(A_0)}{a} \frac{\cos(2k_F r)}{\sin(2k_F r)} \frac{C}{A} : \quad (64)$$

The correct prefactor, the polarization density, cannot be obtained from the LL theory, which only provides the dimensionally correct prefactor $1/a$. This unphysical result is a direct consequence of neglecting bandwidth and band curvature effects in the LL theory, which can lead to a violation of basic conservation laws. Concretely we obtain here an electron polarization $\langle S \rangle = 1/a$ which largely exceeds the electron density $1/k_F$ in the system. To cure this defect, we use the following heuristic argument in the spirit of Frohlich and Nabarro.¹ The process of opening the gap B_{xy} in the ϕ_+ field is carried mostly by the electrons within the interval B_{xy} about the Fermi energy (using a free-electron interpretation). Hence, the polarization is on the order of $B_{xy} = E_F$. Note that the factor $1/2$ in $B_{xy} = \frac{1}{2} \hbar v_{2k_F} = 2$ can now be interpreted as showing that only one half of the electron modes is gapped. When going to the tight-binding description this amplitude must in addition be weighted by the ratio of electron to nuclear spin densities $n_{el} = n_I$, expressing that the number of electrons is much smaller than the number of nuclear spins I in SWNT's and GaAs quantum wires. This leads to our estimate of the local electron polarization

$$hS_i i = \frac{I S A_0 m_{2k_F}}{2E_F} \frac{n_{el}}{n_I} \frac{\cos(2k_F r_i)}{\sin(2k_F r_i)} \frac{C}{A} : \quad (65)$$

This argument gives us furthermore an upper bound to the effective hyperfine coupling constant, $IA_0 < E_F = 2$,

telling that at most half of the electrons can be polarized. Further bounds and self-consistency checks are discussed in Sec. VI.

For the chosen systems, this electron polarization is small. Assuming $m_{2k_F} = 1$, we find for GAA quantum wires $jS_{ij}j_S = 2 \times 10^{-3}$ and for SWNTs $jS_{ij}j_S = 3 \times 10^{-6}$ (see Table I).

E. Feedback on nuclear spins

The partial helical polarization of the electrons naturally modifies the susceptibilities and so the RKKY interaction. In addition, according to the principle of action = reaction, the polarized electrons together with the renormalized coupling constant A create a magnetic field that acts back on the nuclear spins, hence polarizing them. Therefore the stabilization of the nuclear order has now two ingredients: The minimum of the RKKY interaction as before (yet with a modified shape), and the Zeeman-like (but helimagnetic) polarization by $A hS_{ij}$.

We stress that these are two different energy scales and, in particular, the Zeeman-like energy does not provide an upper bound to the RKKY scale. Indeed, both expressions are of order A_0^2 because $hS_{ij} = A = E_F$ as shown just above, and so they do not follow from a first and a second order perturbative expansion. In addition, we have seen in the previous section that the electron polarizations are indeed very small. Therefore we shall see below that the RKKY interaction is dominated by the gapless modes, and hence involves different electrons than hS_{ij} . The bounds for the validity of the perturbation theory are, in fact, imposed differently. As this is an important criterion of controllability of the theory, we analyze it in Sec. VIB. We show there that the perturbative expansion is indeed justified for SWNTs and GAA quantum wires.

The modified Hamiltonian for the nuclear spins then becomes

$$H_n^e = \sum_i \frac{A hS_{ij}}{N} \tilde{I}_i + \sum_{ij} \frac{J_{ij}^0}{N^2} \tilde{I}_i \tilde{I}_j; \quad (66)$$

In the derivation of the modified RKKY interaction J^0 we suppress any occurrence of hS_{ij} because such terms are of order $O(A_0^3)$ and are neglected in the perturbative expansion. Fluctuations involving the gapped fields $+$ and $+$ have furthermore a much reduced amplitude due to the gap IA , and can be neglected compared with the RKKY interaction carried by the gapless modes and only. Fluctuations of the gapped fields become in fact important only at temperatures $k_B T > IA$, which is much larger than the characteristic temperatures of the ordered phase (see Table I). This allows us to neglect any occurrence of $+$ and $+$ in the RKKY interaction. The details of the modification of the susceptibilities are worked out in Appendix A 2.

The result is a susceptibility, and so a J_q , of a gapless LL described by and of the same form as Eq. (23)

with modified exponents $g \neq g^0$ that are determined by the prefactors of the fields in the transformations (44) (47), and a modified velocity $v_F \neq v$. Since the nuclear Overhauser field singles out the spin ($x; y$) plane over the z direction, anisotropy appears between $x = y$ and z . This is mainly expressed in different exponents $g_{x,y}^0 \neq g_z^0$, but also in that the amplitudes of x_{xy} are only 1/2 of that of z because one half of the correlators determining x_{xy} depend only on $+$, while all correlators for z depend on and .

From the results of the detailed calculation in Appendix A 2 we then see that the new RKKY interaction J_q^0 has precisely the same form as Eq. (23) with the replacements

$$J_q^{0x,y} = J_q^{x,y}(g_{x,y}^0; v) = 2; \quad J_q^{0z} = J_q^z(g_z^0; v); \quad (67)$$

and the exponents

$$g^0 = g_{x,y}^0 = 2K_c = K_s(K_c + K_s^{-1}); \quad (68)$$

$$g_z^0 = (K_c K_s^{-1} + K_c K_s) = 2(K_c + K_s^{-1}); \quad (69)$$

satisfying $g_{x,y;z}^0 < g$ and $g_z^0 < g_{x,y}^0$ (for $K_s = 1$ we have precisely $g_z^0 = g_{x,y}^0 = 2$) for the nanotube and quantum wire systems. Note that this single-band result is also quantitatively valid for the SWNTs, as explained in Sec. V III.

For the exponents we have quite generally $g_{x,y}^0 > g_z^0$. Together with the difference in amplitudes we see that $jJ_q^{0x,y}j < jJ_q^{0z}j$. Naively this would mean that the system could gain RKKY energy by aligning the nuclear spins along the z axis. However, this would destroy the feedback effect, and so lead to a large overall cost in energy. The helical order in the ($x; y$) plane is therefore protected against fluctuations in the z direction. Since this is another important self-consistency check, a detailed analysis can be found in Sec. V IC.

F. Modification of the cross-over temperature

The analysis above shows that the ground state magnetization of the nuclear spins remains a nuclear spin helix confined in the spin ($x; y$) plane even when the feedback is taken into account. The order parameter for the helical order remains m_{2k_F} . Thermally excited magnons reduce this order parameter in the same way as before. As long as the gap B_{xy} remains much larger than $k_B T$ the gapped modes $+$ and $+$ remain entirely frozen out, and the reaction of the electron system is described by only the ungapped modes and , leading to the RKKY interaction J_q^0 as derived just above in Sec. V E. The evaluation of the magnon occupation number leading to Eq. (38) remains otherwise identical upon the replacement $J_{2k_F} \rightarrow J_{2k_F}^0$ with $= x; y$. Since $jJ_q^{0z}j > jJ_q^{0x,y}j$ there is now a second magnon band $!_q^{(2)}$ with negative energies at $q = 2k_F$ (see Appendix C). This usually means that the assumed ground state is unstable. But

in the same way as stated in the previous paragraph, the feedback protects the ordered state against such destabilizing fluctuations. The details are again worked out in Sec. V IC, and as a consequence we can neglect this second magnon band $\omega_q^{(2)}$ entirely.

Let us now look at the influence of the electron polarization on the nuclear spins. The effective magnetic field created by the electrons is $B_{el} = \frac{1}{\mu_B} \langle S_i \rangle$. With the polarizations estimated in Eq. (65) we obtain for GaAs quantum wires $B_{el} \approx 0.3$ eV ≈ 4 mK, and for SWNTs $B_{el} \approx 36$ neV ≈ 0.4 K. Both scales are very small compared with the values of T we shall obtain from the modified RKKY interaction right below. Hence, we can entirely neglect these magnetic fields, and so the gap they generate in the magnon spectrum.

The magnon band is thus of the same type as Eq. (34), and repeating the analysis of Sec. IV C we obtain a magnetization of the form

$$m_{2k_F} = 1 - \frac{T}{T_c} \quad (70)$$

with the cross-over temperature [combining Eqs. (39) and (67)]

$$k_B T_c = \frac{1}{2} \frac{J_0}{J_0} \frac{a}{a} \quad (71)$$

where g^0 is given by Eq. (68), again $a = \frac{1}{v_F} = \frac{1}{v_F} \frac{a}{a}$ [Eq. (28)], and

$$D^0 = \frac{v}{v_F} \frac{1}{\sin(g^0)} \frac{(1-g^0)^2 (1-g^0)^2 (1-g^0)^2}{2} \frac{(g^0=2)^{\frac{1}{3}}}{(1-g^0=2)^{\frac{1}{3}}} \quad (72)$$

with v from Eq. (51). These expressions replace the magnetization m_{2k_F} in Eq. (38) and the temperature T_0 in Eq. (39). As noted in Sec. V B the m_{2k_F} can be directly detected by measuring the electron excitation gap B_{xy} .

VI. SELF-CONSISTENCY CONDITIONS AND GENERALIZATIONS

The strong renormalization of the system properties through the feedback between the electron and nuclear systems below T_c requires a reexamination of the underlying conditions. We start with discussing the validity of the LL theory, which forms the starting point of our analysis. The validity of the renormalized RKKY treatment is examined next. This is followed by the investigation of the stability of the nuclear helimagnet to a microscopic realignment of the nuclear spins in the z direction that seems to be favored by the anisotropy of the

modified RKKY. We show that the nuclear helimagnet is stabilized through the feedback. Finally, we show that intrinsic anisotropy in the hyperfine interaction does not change our conclusions as long as it maintains a finite magnetization along a cross-section through the 1D conductor. The validity of using a single-band model for SWNTs is discussed in Sec. V III.

A. Validity of Luttinger liquid theory

The LL theory defined by Eq. (22) is an exact theory for 1D electron conductors with a perfectly linear electron dispersion relation. The eigenstates of such a system are bosonic density waves. Including electron-electron interactions does not change the nature of these eigenstates, but leads mainly to a renormalization of the LL parameters K_c and K_s . Realistically, however, the dispersion relation is not perfectly linear and restricted to a finite bandwidth, and electron-electron interactions can have a more substantial influence. In such a situation the LL theory remains valid as long as (for the considered physical quantities) the bosonic density waves remain close to the true eigenstates and decay only over a length scale exceeding the system length.

Deviations from LL behavior induced by the electron band curvature close to k_F was investigated in Refs. 86,87,88. Let us encode this curvature in a mass m such that the electron dispersion reads $\epsilon_q = v_F q + \frac{q^2}{2m}$, where q is measured from k_F . Defining then the parameter $\alpha = (\frac{1}{v_F} \frac{d^2 \epsilon}{dq^2}) = (\frac{q^2}{2m})$ it was shown⁸⁷ that deviations from LL behavior become important at $|\alpha| < 1$ provided that $|\alpha| < k_F$. In our case, the electron correlation functions are evaluated in the static limit $\omega = 0$, and by setting $q_m = 2v_F m$ this condition becomes $|\alpha| > q_m$.

For armchair SWNTs we estimate⁸⁹ $m \approx 0.2m_0$ (with m_0 the bare electron mass) within a few 0.1 eV about the Dirac points. This mass is very large, reducing the almost perfect linear dispersion of the armchair SWNTs. Accordingly this leads to a $q_m \approx 3$ nm⁻¹ k_F , or to an energy scale of about 2 eV. Hence, $q_m \gg q$ for any $q \ll k_F$. For GaAs quantum wires the effective mass at the point is⁹⁰ $m = 0.067m_0$, and so $q_m = 2 m_0 v_F \approx 2.3 \cdot 10^8$ m⁻¹. This is slightly larger than k_F and again we find that $q_m \gg q$ for any $q \ll k_F$. Therefore, for both systems the curvature-induced deviations from the LL theory are negligible.

A different curvature-induced deviation from standard LL theory occurs at very low electron densities, leading to the so-called incoherent LL (see e.g. Refs. 58,91,92,93 and references therein). At these densities the Coulomb energy E^{pot} largely overrules the kinetic energy E^{kin} of the electrons (expressed by a ratio $R = E^{\text{pot}}/E^{\text{kin}} \gg 1$), and the electrons order in a Wigner crystal, while the electron spins form a Heisenberg chain. Such a system still allows a bosonized description,^{91,92} yet with a large splitting between spin and charge excitation energies. Realistic temperatures lie above the spin ex-

citation energies, but can lie below the charge excitation energies. The charge fluctuations then remains in a LL state, while the spin fluctuations have an incoherent behavior. The ratio R depends much on the band mass m of the system. For a quadratic dispersion we have $E^{kin} = k_F^2/2m = \hbar^2/2m$. For a potential energy $E^{pot} = n_{el}e^2/\epsilon$ (with e the electron charge and ϵ the dielectric constant) we obtain $R = E^{pot}/E^{kin} = \epsilon n_{el}/m$. The incoherent LL regime can therefore be reached in systems with a large mass and a low electron density.⁵⁸ In the GaAs/AlGaAs heterostructure of the quantum wires we have⁹⁰ $\epsilon = 12$, and $E^{kin} = E_F$. With the values from Table I we find that $R = n_{el}e^2/\epsilon E_F = 0.2$, excluding the incoherent LL.

For a linear spectrum such as in the SWNTs the criterion above does not apply. Indeed, for a linear dispersion $E^{kin} \propto n_{el}$ and so the ratio $R = E^{pot}/E^{kin}$ is independent of density. Electron interactions then primarily modify the dielectric constant and so K_C . This leads to a much weaker dependence of R on the interaction strength, and makes the LL description valid for, in principle, arbitrary electron-electron interactions. For SWNTs we have the estimate^{68,70} $\epsilon \approx 1.4$ leading to $R = e^2/\epsilon E_F = 0.6$, allowing us to exclude the incoherent LL as well.

B. Validity of RKKY approximation and bounds on T

The RKKY approximation is valid under two conditions. First, as it is a perturbative expansion in powers of A_0 , we must verify that higher perturbative orders remain smaller than the lower perturbative orders. Related to this we must examine that the energy scale $k_B T$ obtained from the RKKY interaction does not violate bounds imposed by the original Hamiltonian (7). Second, the separation of time scales between the electron and nuclear spin systems must be guaranteed, in order to be allowed to interpret the RKKY interaction J_q^0 as instantaneous for the nuclear spins.

1. Upper bound on T

The perturbative derivation of the RKKY interaction⁶¹ or equivalently its derivation through a Schrieffer-Wolff transformation^{7,8} consists in an expansion in A_0 . The lowest order is proportional to A_0 , the scale of the second order is set by $J_q/A_0^2 = E_F$, higher orders scale in further powers of $A_0 = E_F$, and so the condition of validity of perturbation theory is usually set equal to the condition $A_0 \gg E_F$. This condition is perfectly met for the SWNTs or the GaAs quantum wires. Yet, there are a few subtleties. First, in the absence of the feedback, we have $J_q = (A_0^2/E_F)$ (number), and the latter number can become very large. Its maximum defines indeed the scale

$k_B T_0$. Through the Schrieffer-Wolff transformation we have in addition eliminated the term in the Hamiltonian, which is linear in A_0 , and so there is no longer a proper "first order" expression to which we can compare J_q . Hence, the validity of the RKKY scale $k_B T_0$ must be checked in a different way.

If we entirely neglect the electron Hamiltonian, i.e. $H = \sum_i A_0 S_i \cdot \hat{e}$ we can ask which maximal energy scale can be obtained from the hyperfine Hamiltonian for the nuclear spins. Obviously this scale is obtained by polarizing all electrons such that $H = \sum_i A_0 (n_{el} - n_I) S_i \cdot \hat{e}$ with $S = 1/2$, $n_{el} = n_I$ the ratio of electron to nuclear spin densities, and \hat{e} an arbitrary unit vector (that may or may not be position-dependent). For temperatures smaller than the field $B_0 = \hbar A_0 / n_{el} = n_I$ all nuclear spins are aligned along \hat{e} because a mismatch with the fully polarized electrons costs the on-site energy B_0 . Essential for this argument is that flipping a nuclear spin out of its alignment costs only energy from the hyperfine interaction. The electron system is assumed to be energetically unaffected by this process (the hyperfine interaction conserves the total of nuclear and electron spins, and so the electron spin changes as well). Otherwise said, the electron Hamiltonian H_{el} is independent of the electron polarization. Within this framework the RKKY coupling between the nuclear and electron spins corresponds just to a more sophisticated way of treating the nuclear spin fluctuations. Since the electron state has no influence by assumption, the maximal energy scale set by B_0 cannot be overcome by any characteristic temperature obtained through the RKKY interaction. This argument therefore applies directly to the case when we neglect the feedback between the nuclear spins and the LL. The condition then becomes

$$k_B T_0 \leq B_0 = SA_0 \frac{n_{el}}{n_I} \quad (73)$$

With the values from Table I we can verify that this condition is indeed satisfied.

The situation is of course very different if both systems are tightly bound together. In this case, one pays not only the energy B_0 but also the energy resulting from the modification of the electron state. Through the feedback between both systems, this extra cost in energy is roughly taken into account through the renormalized hyperfine coupling constant A [see Eq. (57)]. If we assume that A fully describes the maximal electron response to the hyperfine coupling, then the scales obtained from the modified RKKY description again cannot overcome this scale. Hence, we have the modified condition

$$k_B T \leq B = SA \frac{n_{el}}{n_I} \quad (74)$$

We must interpret this inequality with caution though. Only one half of the low-energy electron modes contribute to the renormalization of A . The Coulomb interaction between the remaining electrons, which in fact substantially modifies the RKKY interaction and determines T ,

term with the larger amplitude, B_{xy} or B_z , dominates the RG flow to the strong coupling fixed point.⁶³

To our knowledge there is no method allowing a precise evaluation of this RG flow. The following estimate, however, is sufficient for our needs. At the cut-off scale determining B_{xy} , both B_{xy} and B_z have flown to strong coupling, although through the competition we have $B_{xy}(m_z \neq 0) < B_{xy}(m_z = 0)$. The scaling dimension of B_z is $2 - K_c = 2 - K_s = 2$ and so for $K_s = 1$ identical to the scaling dimension of B_{xy} [Eq. (52)]. Hence, the initial ratio $B_z/B_{xy} = m_z/m_{2k_F}$ remains, up to small corrections, constant throughout the RG flow. This allows us to estimate the decrease of B_{xy} to be proportional to m_z , which leads to a cost in the electron ground state energy per lattice site on the order of $E^{\text{cost}} = B_{xy} - B_{xy}(m_z) = m_z B_{xy}$ [with $B_{xy} = B_{xy}(m_z = 0)$]. This cost must be compared with the gain in nuclear spin energy per lattice site, given by $E^{\text{gain}} = \frac{1}{2} m_z^2 J_{2k_F}^{0z} - \frac{1}{2} m_z^2 J_{2k_F}^{0xy}$. Since $E^{\text{gain}} = m_z^2$ and $E^{\text{cost}} = m_z$ the relation $E^{\text{gain}} < E^{\text{cost}}$ is most likely for small m_z and definitely always fulfilled if $\frac{1}{2} J_{2k_F}^{0z} < B_{xy}$. Since close to T_c [see Table I] we have $B_{xy} \sim k_B T_c \sim \frac{1}{2} J_{2k_F}^{0z}$ we conclude that any $m_z \neq 0$ is energetically highly unfavorable and so the helical order in the spin ($x; y$) plane is stable.

With this argument we also see that the second magnon band derived in Eq. (C7), $\omega_q^{(2)} = 2I(J_q^z - J_{2k_F}^x) = N\omega_q^{(2)}$, which has $\omega_q^{(2)} < 0$ at $q = 2k_F$, is of no importance. Any macroscopic occupation of these negative energy states, which would normally signify an instability of the assumed ground state, is energetically forbidden. The remaining $\omega_q^{(2)} > 0$ describe $2k_F$ fluctuations in the z direction. Their effect is the same as the fluctuations in the ($x; y$) plane described by the first magnon band $\omega_q^{(1)}$ in Eq. (C6), yet they involve large momenta $2k_F$. Due to this we can neglect this second magnon band entirely in this theory.

Let us finally note that a pure m_z magnetization (with the ($x; y$) component $m_{2k_F} = 0$) would lead to a similar feedback effect as the helical magnetization and open up a gap in the $c + s$ sector. This would lead to a spatially oscillating Ising-like average magnetization in the z direction. In contrast to the ($x; y$) helical magnetization, the condition $\sum_i I_i = N$ is then fulfilled only when $\cos(2k_F r_i) = 1$. The resulting nuclear magnetic energy lies therefore much above the energy from the ($x; y$) magnetization; the minimum is only about half as deep as in the latter case, and thus such a state is not assumed by the system in the ground state.

D. Anisotropic hyperfine coupling

The strong feedback between the nuclear spins and the electrons occurs only if there is a nonzero Overhauser field on every cross-section through the 1D conductor.

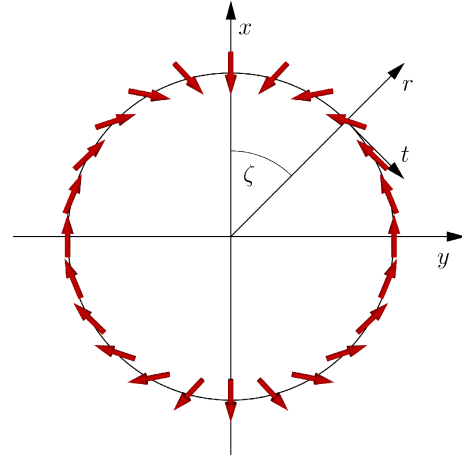


FIG. 10: Illustration of the nuclear spin configuration minimizing the energy of Eq. (80) for the case of a complete electron polarization S pointing upwards in the figure. The figure shows how the sign of the hyperfine constant changes when going around the nanotube cross-section. The overall magnetization of this configuration is $m = 0.17$ (along x , normalized to $-1 < m < 1$). See also Ref. 28.

This was ensured by the ferromagnetic locking of the nuclear spins by the coupling to the single transverse electron mode. Anisotropy in the hyperfine interaction can perturb this situation, and a reinvestigation of this very important first assumption on the nuclear spins becomes mandatory.

Here we focus on the case of carbon nanotubes, in which indeed anisotropy is present through the dipolar interaction between the electron and nuclear spins on the curved surface.²⁸ Rotational symmetry imposes that if anisotropy is present, it occurs between the radial direction (r), the tangential direction on the circular cross section (t), and the direction along the tube axis (c). Writing the nuclear and electron spin operators in this local basis, $I_i = (I_i^r; I_i^t; I_i^c)$ and $S_i = (S_i^r; S_i^t; S_i^c)$, the hyperfine Hamiltonian can be written as

$$H = \sum_i A^r I_i^r S_i^r + A^t I_i^t S_i^t + A^c I_i^c S_i^c; \quad (77)$$

where i runs over the 3D nuclear spin lattice. We assume henceforth that²⁸ $A^r = 2A^t = 2A^c = 2A_0 > 0$, and neglect the A^c term as it turns out to be smaller than the couplings in the plane spanned by the r and t components. Let us identify this plane with the spin ($x; y$) plane and rewrite the local component in an global spin basis as $S_i^r = S_i^x \cos(\varphi_i) + S_i^y \sin(\varphi_i)$, $S_i^t = -S_i^x \sin(\varphi_i) + S_i^y \cos(\varphi_i)$, and analogously for the I_i operators, where φ_i is the polar angle of site i on the circular cross-section (see Fig. 10). The Hamiltonian can then be written in the form

$$H = A_0 \sum_i \sum_{\mathbf{r}} \sum_{\mathbf{r}'} S_{i,\mathbf{r}}^x S_{i,\mathbf{r}'}^y \left(1 + 3 \cos(2\phi_{i,\mathbf{r}}) \cos(2\phi_{i,\mathbf{r}'}) + 3 \sin(2\phi_{i,\mathbf{r}}) \sin(2\phi_{i,\mathbf{r}'}) \right) \quad (78)$$

with $\sigma_{x,z}$ the Pauli matrices. As in Sec. IIIB we assume that the electrons are confined in a single transverse mode, which allows us to sum over the transverse components of the indices i for the nuclear spins. We see then that the electron spin couples only to the ferromagnetic component of the total nuclear spin on the circle, $I_{0,i_{jj}} = \sum_{i_2} I_{i_2,i_{jj}}$, and the $2\phi_{i,\mathbf{r}}$ modes $I_{c,i_{jj}} = \sum_{i_2} \cos(2\phi_{i_2}) I_{i_2,i_{jj}}$ and $I_{s,i_{jj}} = \sum_{i_2} \sin(2\phi_{i_2}) I_{i_2,i_{jj}}$. Since $S_{i_2,i_{jj}} = S_{i_2} = N/2$ we have

$$H = \frac{A_0}{N^2} \sum_{i_{jj}} \sum_{\mathbf{r}} \sum_{\mathbf{r}'} S_{i_{jj}} \left(I_{0,i_{jj}} + 3 \cos(2\phi_{i_{jj}}) I_{c,i_{jj}} + 3 \sin(2\phi_{i_{jj}}) I_{s,i_{jj}} \right) \quad (79)$$

The coupling to the electron spin, therefore, acts simultaneously on these three nuclear spin modes only. For the feedback it is essential that these modes carry a finite magnetization. This is actually the case as we can see by assuming an electron spin at a cross section i_{jj} polarized in the $S^x = +1/2$ direction. The Hamiltonian $H_{i_{jj}}$ for the nuclear spins on this cross-section then becomes

$$H_{i_{jj}} = \frac{A_0 S^x}{N^2} \sum_{i_2} \left(I_{i_2,i_{jj}}^x S_{i_2}^x + I_{i_2,i_{jj}}^y S_{i_2}^y + I_{i_2,i_{jj}}^z S_{i_2}^z \right) \left(1 + 3 \cos(2\phi_{i_2}) + 3 \sin(2\phi_{i_2}) \right) \quad (80)$$

The energy is minimized when at each position $(i_{jj}; i_2)$ the nuclear spin is opposite to the vector on the far right in Eq. (80). This configuration is shown in Fig. 10 and has a net magnetization along the x direction of $m = 0.17$. Hence, the coupling to the single transverse electron mode enforces a nuclear Overhauser field of the same type as in the isotropic case.

Through the reduced magnetic field, we see from Eq. (55) that the gap B_{xy} is smaller compared with the isotropic value by $(0.17)^{1/(2-g)} \approx 0.2$. This affects the feedback only if the smaller gap becomes comparable to $k_B T$. Since, however, $B_{xy} \approx 10$ eV ≈ 100 mK for the isotropic case (see Table I), even with this reduction, it remains on a scale that is larger than $T \approx 10$ mK. Yet it also lowers the limiting scale B below $k_B T$, and so the true T_m may be a bit lower as well. However, since B depends directly on L for SWNTs [see Sec. VIB], choosing a longer sample length will push B up to higher values, and so T_m may keep its original value.

VII. RENORMALIZATION ABOVE T_m

For temperatures above T_m thermal fluctuations destroy the nuclear helimagnet, but there remains the separation of time scales between the nuclear and electron systems. This implies that any random fluctuation at time t

into a nonzero Fourier component $m_{2k_F}(t)$ of the nuclear magnetization triggers a renormalization of the electronic properties in the same way as before and leads to an instantaneous Overhauser field $B_{xy}(t) = \text{Im } m_{2k_F}(t) A(t) = 2$.

Any detection of this Overhauser field would have to rely on the measurement of nonvanishing quantities such as $(B_{xy})^2$. We emphasize though that the renormalization occurs only for the $q = 2k_F$ Fourier modes of the magnetization. Close to T_m thermal fluctuations may still occur preferably in the vicinity of the minimum of J_q at $q = 2k_F$. However, as T is raised away from T_m the relative weight of the $q = 2k_F$ modes with respect to the other $(N-2)$ Fourier modes rapidly drops and approaches $1/N$ at high temperatures. Except for a T in the close vicinity of T_m the renormalized Overhauser field is probably not detectable.

On the other hand, as long as $k_B T$ remains below the maximally possible $B_{xy} = \hbar \lambda_{j=2}$, the m_{2k_F} fluctuations sporadically open a gap for one half of the electron modes whenever $B_{xy}(t)$ exceeds $k_B T$. This temporarily freezes out of one half of the conduction channels,⁷⁶ and so reduces the time averaged electric conductance of the system. The reduction is given by a temperature dependent factor f between $1/2$ and 1 , with the limits $f = 1/2$ at $T \rightarrow T_m$ and $f = 1$ when crossing through $k_B T = \hbar \lambda_{j=2}$. Note that if the correlation length is given by the system length L , increasing L also increases A [see Eq. (57)], and so the onset of $f < 1$ occurs already at higher temperatures.

VIII. VALIDITY OF THE ONE-BAND DESCRIPTION FOR CARBON NANOTUBES

The band structure of armchair carbon nanotubes consists of two Dirac cones (or two valleys) centered at the momenta⁷¹ $K = \pm 2\pi/3a$ (folded into the first Brillouin zone). Hence, the LL theory depends not only on spin and L or R movers but also on an index $\nu = 1, 2$ labeling the two Dirac cones. We have neglected this additional quantum number in the previous sections with the argument that, once the feedback is included, the results obtained from the single band (single cone) description employed so far are quantitatively the same. In this section this shall be explicitly shown.

A. Luttinger liquid theory for nanotubes

Without electron-electron interactions SWNTs of the armchair type have the effective low energy Hamiltonian⁸⁰

$$H_0 = \sum_{\mathbf{r}} \sum_{\mathbf{r}'} \sum_{\nu} \sum_{\nu'} \psi_{\nu,\mathbf{r}}^\dagger \psi_{\nu',\mathbf{r}'} \left(\delta_{\nu,\nu'} \delta_{\mathbf{r},\mathbf{r}'} + \delta_{\nu,-\nu'} \delta_{\mathbf{r},-\mathbf{r}'} \right) \quad (81)$$

where ψ_{ν} is the electron operator of $\nu = L, R$ movers in cone with spin σ , and $\mathbf{r} = x + iy$ is the full

electron operator. This theory can be bosonized within each cone in the usual way^{68,69,70} by introducing the boson fields ϕ_{\pm} and ψ_{\pm} with $\bar{\psi} = c; s$. In particular $r_{\pm} = \frac{1}{2} \bar{\psi} \psi$, where $\frac{1}{2} = \frac{1}{2} \bar{\psi} \psi$, $\frac{1}{2} = \frac{1}{2} \bar{\psi} \psi$, $\frac{1}{2} = \frac{1}{2} \bar{\psi} \psi$ is the forward-scattering part of the density operator in cone \pm . The basic bosonization identity (20) is now enriched by the index \pm :

$$\psi_{\pm} = \frac{1}{\sqrt{2a}} e^{i[k_F \pm k_v]x + \frac{i}{2} [\phi_{\pm} - \psi_{\pm} + (\phi_{\pm} - \psi_{\pm})]}; \quad (82)$$

where k_F is measured from the crossing point of the two branches of the corresponding Dirac cone, and so the position of these Dirac cones in the Brillouin zone has to be taken into account through the additional phase factors $ik_v r$ with $k_v = 4\pi/3a$ (modulo any reciprocal lattice vector).

The electron-electron interactions considered here are density-density (Coulomb) interactions and can be split into a part depending only on the forward-scattering densities $\frac{1}{2}$ and a term depending on backscattering $\frac{1}{2}$, inter-cone scattering $\frac{1}{2}$, and Umklapp scattering. The latter processes lead to a gap in the system, but with a magnitude that is exponentially suppressed with an increasing diameter of the tube.⁷⁰ At realistic temperatures this gap is only important for very narrow tubes and can be excluded here. Indeed, from Ref. 70 the dominating gap is determined by $m_b = \frac{1}{2} \exp(-\frac{1}{2}b)$, where $\frac{1}{2} = 7.4$ eV is the bandwidth of the electrons, and $b = 0.1 a^2/R$ is the inter-valley scattering amplitude with e the electron charge and R the radius of the SWNT. For $(n;n)$ armchair SWNTs we have⁸⁰ $R = \frac{1}{2} \frac{1}{2} = \frac{1}{2} \frac{1}{2} = \frac{1}{2} \frac{1}{2}$, with C the chiral vector (see also Sec. IIIB). Putting in numbers (see Table I) we find $m_b = \frac{1}{2} \exp(-2.2n)$, and for $n = 13$ we have $m_b = 3$ peV ≈ 30 nK. We notice, however, that b has an order 1 uncertainty,⁷⁰ and can become larger for very well screened interactions. LL physics at the millikelvin temperatures considered here is valid for gaps that lie below these temperatures, which therefore requires a sufficiently wide nanotube and a not too short screening length (yet short enough to allow a local description for the interaction). In addition, the experiments of Ref. 30 show no indication for such a gap down to a temperature $T = 1.6$ K, confirming the LL picture.

The system is then describable by a LL where only the forward scattering interaction part remains of importance. It is of the form

$$V = \int \frac{dr}{2a} \int \frac{dr'}{2a} V(r-r') [\frac{1}{2}(r) + \frac{1}{2}(r')] [\frac{1}{2}(r') + \frac{1}{2}(r)]; \quad (83)$$

where U can be related to a charging energy and $V(r)$ is sufficiently screened to allow a local description (yet see the preceding paragraph).

The interacting Hamiltonian can then be diagonalized through boson fields that describe the symmetric

S and antisymmetric A parts of density fluctuations between the $\pm = 1, 2$ cones, $\phi_{\pm} = (\phi_{\pm 1} + \phi_{\pm 2})/\sqrt{2}$ and $\psi_{\pm} = (\psi_{\pm 1} - \psi_{\pm 2})/\sqrt{2}$. Similar definitions hold for the fields. The electron-electron interaction acts only on the symmetric $(c; S)$ sector. Therefore the LL theory remains that of a noninteracting system in the $(c; A)$; $(s; S)$, and $(s; A)$ sectors (more precisely, it remains that of almost a noninteracting system due to slight renormalizations through the backscattering interaction). The bosonic Hamiltonian for the nanotube then takes the form

$$H = \sum_P \int \frac{dr}{2} \left[\frac{v_P}{K_P} (\rho_P)^2 + v_P K_P (\phi_P)^2 \right]; \quad (84)$$

where $P = S; A$. Here $K_{cA} = K_{sS} = K_{sA} = 1$, while K_{cS} is strongly renormalized by the interaction and typically is about^{68,69,70} $K_{cS} \approx 0.2$. The velocities are given by $v_P = v_F = K_P$.

Correlation functions computed with this theory are consequently described by power laws with exponents composed of all four LL parameters K_P . Of particular interest for us are the backscattering amplitudes appearing in the spin operators S^x and S^y , for instance for spin- $\frac{1}{2}$ backscattering $R = 1, 2$,

$$\begin{aligned} \psi_L^{\frac{1}{2}} R = \frac{1}{2} \int \frac{dr}{2} e^{2ik_F r} e^{\frac{i}{2}(\phi_L + \psi_R)} &= e^{2ik_F r} e^{\frac{i}{2}(\phi_{c+} + \psi_{s-})} \\ &= e^{2ik_F r} e^{i(\phi_{cS} + \psi_{cA} + \psi_{sS} + \psi_{sA})}; \end{aligned} \quad (85)$$

for inter-cone scattering $\phi = 1, 2$,

$$\begin{aligned} \psi_{L2}^{\frac{1}{2}} L1 = \frac{1}{2} \int \frac{dr}{2} e^{2ik_v r} e^{\frac{i}{2}(\phi_{L2} + \psi_{L1})} \\ &= e^{2ik_v r} e^{i(\phi_{cA} + \psi_{cA} + \psi_{sS} + \psi_{sS})}; \end{aligned} \quad (86)$$

$$\begin{aligned} \psi_{R2}^{\frac{1}{2}} R1 = \frac{1}{2} \int \frac{dr}{2} e^{2ik_v r} e^{\frac{i}{2}(\phi_{R2} + \psi_{R1})} \\ &= e^{2ik_v r} e^{i(\phi_{cA} + \psi_{cA} + \psi_{sS} + \psi_{sS})}; \end{aligned} \quad (87)$$

and for the combinations $L = R$ together with $\phi = 1$ or $\phi = 2, 1$,

$$\begin{aligned} \psi_{L2}^{\frac{1}{2}} R1 = \frac{1}{2} \int \frac{dr}{2} e^{2i(k_F + k_v)r} e^{\frac{i}{2}(\phi_{L2} + \psi_{R1})} \\ &= e^{2i(k_F + k_v)r} e^{i(\phi_{cS} + \psi_{cA} + \psi_{sA} + \psi_{sS})}; \end{aligned} \quad (88)$$

$$\begin{aligned} \psi_{L2}^{\frac{1}{2}} R1 = \frac{1}{2} \int \frac{dr}{2} e^{2i(k_F + k_v)r} e^{\frac{i}{2}(\phi_{L2} + \psi_{R1})} \\ &= e^{2i(k_F + k_v)r} e^{i(\phi_{cS} + \psi_{cA} + \psi_{sA} + \psi_{sS})}; \end{aligned} \quad (89)$$

$$\begin{aligned} \psi_{L1}^{\frac{1}{2}} R2 = \frac{1}{2} \int \frac{dr}{2} e^{2i(k_F - k_v)r} e^{\frac{i}{2}(\phi_{L1} + \psi_{R2})} \\ &= e^{2i(k_F - k_v)r} e^{i(\phi_{cS} + \psi_{cA} + \psi_{sA} + \psi_{sS})}; \end{aligned} \quad (90)$$

$$\begin{aligned} \psi_{L1}^{\frac{1}{2}} R2 = \frac{1}{2} \int \frac{dr}{2} e^{2i(k_F - k_v)r} e^{\frac{i}{2}(\phi_{L1} + \psi_{R2})} \\ &= e^{2i(k_F - k_v)r} e^{i(\phi_{cS} + \psi_{cA} + \psi_{sA} + \psi_{sS})}; \end{aligned} \quad (91)$$

All these expressions enter the susceptibility and lead to power-law divergences at the momenta $2k_F$, $2k_v$ and $2(k_F - k_v)$. The operators involving backscattering $L = R$ depend all on ϕ_{cS} and 3 of the other fields, leading to

the same exponents $g = (K_{CS} + 3)/4 = 0.8$. Eqs. (86) and (87) do not depend on K_{CS} and so lead to correlators with a larger exponent, and so a shallower minimum for the RKKY interaction.

This means that the RKKY interaction J_q between the nuclear spins has 3 equal minima and so the helical order is in principle not a simple helimagnet, but involves the superposition of the 3 spatial frequencies. Yet this, once again, neglects the feedback on the electron system, which selects only the $2k_F$ frequency as relevant for the feedback and for lowering the ground state energy, as we shall see next.

B. Feedback from the nuclear Overhauser field

Let us assume that the Overhauser field consists of the spatial frequencies $2k_F$ and $2(k_F - k_v)$ associated with the minima of the susceptibility. For completeness we keep also here the local minimum at $2k_v$, and so write the coupling of the nuclear magnetic field to the electron spin as

$$X^i = \sum_{i=1}^4 B_i [S^x(r) \cos(2k_i r + \phi_i) + S^y(r) \sin(2k_i r + \phi_i)]; \quad (92)$$

with $k_1 = k_F$; $k_2 = k_v$; $k_3 = k_F + k_v$, and $k_4 = k_F - k_v$, the corresponding amplitudes B_i / m_{k_i} proportional to the k_i components of the magnetization, and ϕ_i arbitrary angles, which we can set to zero because they can be absorbed by suitable shifts of the boson fields. Using Eqs. (85)–(89) to express $S^{x/y}$ in terms of the boson fields, we are led to the interaction

$$\begin{aligned} & B_1 \cos\left(\frac{p}{2}(c_1 + s_1)\right) + \cos\left(\frac{p}{2}(c_2 + s_2)\right) \\ & + 2B_2 \cos(c_A - s_S) \sin(c_A - s_S) \\ & + 2B_3 \cos(c_S - c_A) \cos(s_A - s_S) \\ & + 2B_4 \cos(c_S + c_A) \cos(s_A + s_S) \\ & + \text{oscillating term s;} \end{aligned} \quad (93)$$

The terms proportional to B_1 are precisely the combinations $c_+ / c_- + s_+$ used previously, and lead to a gap in each Dirac cone separately. The terms proportional to B_2 involve fields that are conjugate to each other, and so this interaction remains always critical and can be neglected. The arguments proportional to B_3 and B_4 are relevant and open gaps in the corresponding boson fields. Their effect is, however, quite different from that of the B_1 part.

Indeed, for the B_1 part, the opening of the gap in the $c_+ / c_- + s_+$ channels leaves still the combination $c_- - s_+$ gapless [see Eq. (42)]. Both combinations appear in the susceptibilities χ_{xy} and correspond to the processes $L \rightarrow R$ and $L \rightarrow R$. Hence, even with the gap for $c_+ + s_+$ there remains (at $T = 0$) a power-law singularity at $2k_F$ in χ_{xy} due to $c_- - s_+$ with the consequences discussed in the previous sections. This is much

different for the B_3 and B_4 processes. Because of the mixing between the Dirac cones, the processes $L \rightarrow R$ and $L \rightarrow R$ have the different momentum transfers of $2(k_F + k_v)$ and $2(k_F - k_v)$, respectively. The opening of a gap for one of those processes entirely eliminates the steep minimum of $\chi_{xy}(q)$ at the corresponding momentum $q = 2(k_F - k_v)$, and so eliminates this energy minimum of the nuclear spins. Consequently, the nuclear spins will reorient themselves into one of the remaining energy minima, i.e. the amplitudes B_3 and B_4 vanish. The only remaining minima are then those of B_1 . With vanishing B_3 and B_4 , however, the corresponding gaps vanish as well. Hence, even though the $B_{3,4}$ energy minima exist, they cannot be populated by the nuclear spin modes Γ_q because this immediately opens gaps and costs energy. This is very similar to the stabilization effect discussed in Sec. V C.

Therefore, any nuclear spin order with $2(k_F - k_v)$ is unstable, and the only stable minimum for the feedback is the nuclear helical order at $2k_F$.

C. Validity of the single-band model

Since the $\cos\left(\frac{p}{2}(c_+ + s_+)\right)$ interaction terms in each Dirac cone $= 1; 2$ are highly RG-relevant, we can evaluate their effect in each cone separately. Transforming into the $= 1; 2$ basis, the Hamiltonian takes the form,

$$\begin{aligned} H = & \frac{Z}{2} \frac{dr}{K} X \frac{v}{K} (r_1)^2 + v K (r_2)^2 \\ & + \frac{B}{a} \cos\left(\frac{p}{2}(c_+ + s_+)\right) + v_F K_{CS}^2 \frac{1}{2} r_1 r_2; \end{aligned} \quad (94)$$

for $\frac{p}{2} = \frac{c_+ s_+}{K_{CS}^2(1 + K_{CS}^2)}$, $= 1; 2$, and with $K_c = K_{CS}^2(1 + K_{CS}^2)$, $K_{CS} = 0.2$, $K_s = 1$, and $v = v_F = K$. Without the last Dirac cone mixing term this Hamiltonian is identical to two copies of the single-band Hamiltonian (49). The coupling between the Dirac cones is, however, marginal in the same sense as the gradient products in the last term of Eq. (49) and has only a tiny influence on the opening of the gap by the cosine term in each cone separately. Hence, for the evaluation of the gap we can safely neglect this coupling. The size of the gap is then determined by replacing K_c and K_s in Sec. V A by $K_c = K_{c1} = K_{c2} = 0.2$ and $K_s = 1$.

The resulting low-energy Hamiltonian then depends only on the gapless fields c_- and s_+ , defined as in

Eqs. (44) { (47), and is given by

$$\begin{aligned}
 H &= \sum_{\mathbf{r}} \frac{dr}{2} \sum_{\mathbf{r}} X \quad v \quad (r_{\mathbf{r}} ;)^2 + (r_{\mathbf{r}} ;)^2 \\
 &\quad + v_F K_{CS}^2 \quad 1 \frac{K_c}{K_s K} r_{\mathbf{r}} ; 1 r_{\mathbf{r}} ; 2 \\
 &= \sum_{\mathbf{r}} \frac{dr}{2} \sum_{\mathbf{r}} X \quad v \quad (r_{\mathbf{r}} ;)^2 + (r_{\mathbf{r}} ;)^2 \\
 &\quad + 2 r_{\mathbf{r}} ; 1 r_{\mathbf{r}} ; 2 ; \quad (95)
 \end{aligned}$$

with $\frac{v_F}{2K_{CS}^2} = 0.44$. This Hamiltonian is diagonalized by the symmetric and antisymmetric combinations $s_{\mathbf{r}} = (r_{\mathbf{r}} ; 1 + r_{\mathbf{r}} ; 2) = \frac{1}{\sqrt{2}}$ and $a_{\mathbf{r}} = (r_{\mathbf{r}} ; 1 - r_{\mathbf{r}} ; 2) = \frac{1}{\sqrt{2}}$, and similarly for the $a_{\mathbf{r}}$ elds. We obtain

$$H = \sum_{\mathbf{r}} \frac{dr}{2} \sum_{\mathbf{r}} X \quad \frac{v_P}{K_P} (r_{\mathbf{r}} ; P)^2 + v_P K_P (r_{\mathbf{r}} ; P)^2 ; \quad (96)$$

with $K_S = \frac{P}{1+} \quad 1.20$, $K_A = \frac{P}{1-} \quad 0.75$ and $v_P = v = K_P$.

The single-band model used in the previous sections can be applied if it produces the same results as the model (96). The essential quantities are the susceptibilities $\chi_{x,y,z}$ evaluated with the remaining gapless elds for the $2k_F$ backscattering of Eq. (85). In the single-band model the LL constant is $K = 1$. From Eq. (85) we see that only the combinations $s_{\mathbf{r}} + a_{\mathbf{r}}$ and $s_{\mathbf{r}} - a_{\mathbf{r}}$ appear (the prefactors are the same as in the single-band model up to negligible corrections). The $s_{\mathbf{r}} + a_{\mathbf{r}}$ lead to exponents depending on $(K_S + K_A) = 2 \quad 0.97$ and the $s_{\mathbf{r}} - a_{\mathbf{r}}$ lead to exponents depending on $(K_S^{-1} + K_A^{-1}) = 2 \quad 1.08$. Since both values are very close to 1, the 2-band theory leads indeed to the same conclusions as the single-band theory.

In fact, the single-band theory can be interpreted as neglecting the coupling between the Dirac cones, which is the approximation used in Ref. 9. As we have seen above, with the feedback this becomes very accurate because the relative coupling strength between the two cones [Eq. (95)] is much reduced. Indeed, corrections to the decoupled systems appear only at ϵ^2 (from expanding $K_S + K_A$ or $K_S^{-1} + K_A^{-1}$). The value of 0.44 is small enough compared with the original $(K_{CS}^2 - 1) \quad 24$ in Eq. (94) so that the coupling between the Dirac cones has a negligible effect.

IX . C O N C L U S I O N S

We have shown in this paper that the hyperfine interaction between a lattice of nuclear spins and Luttinger liquid leads to order in both systems in the form of a nuclear helimagnet and a helical spin density wave for half of the electron modes. A strong feedback between

the electrons and nuclear spins stabilizes this combined order up to temperatures that are within experimental reach, even though the hyperfine interaction generally is very weak. The feedback is a direct consequence of Luttinger liquid behavior and is absent for noninteracting electrons or Fermi liquids.

This leads to several remarkable effects that should be detectable experimentally and that may be used for a direct proof of Luttinger liquid physics: (i) The helical magnetization m_{2k_F} resulting from the nuclear spin ordering follows the modified Bloch law of Eq. (2). (ii) The helical electron spin density wave resulting from the renormalization triggered by the nuclear Overhauser eld has an excitation gap proportional to m_{2k_F} , or to some power of m_{2k_F} depending on the Luttinger liquid parameters [see Eq. (59)]. Measuring this electronic excitation gap is a direct way of measuring m_{2k_F} . (iii) The pinning of one half of the electron conduction modes causes a reduction of the electric conductance by the factor 2 when cooling down through the cross-over temperature T^* . (iv) Finally, the strong binding of the nuclear helimagnet to the electron modes leads to anisotropy in the electron spin susceptibility between the (x,y) plane of the nuclear helimagnet and the orthogonal z direction.

We refer the reader to Sec. II for a complete summary of our results and the main conclusions. The physical mechanism for magnetic ordering described here was worked out for two experimentally available systems, ^{13}C single wall nanotubes, and GaAs-based quantum wires. We note, however, that we expect similar physics for a large class of Kondo-lattice-type systems coupled to a Luttinger liquid defined by the conditions listed in Sec. II.

A c k n o w l e d g m e n t s

We thank B. I. Halperin and M. J. Schmidt for helpful discussions and critical remarks, and A. Yacoby and G. Barak for providing the values characterizing the GaAs quantum wires. This work was supported by the Swiss NSF, NCCR Nanoscience (Basel), and DARPA QUEST.

A P P E N D I X A : E L E C T R O N S P I N S U S C E P T I B I L I T Y

In this appendix we evaluate the electron spin susceptibilities for the cases without and with the feedback from the nuclear Overhauser eld.

1. W i t h o u t f e e d b a c k f r o m O v e r h a u s e r e l d

Without the Overhauser eld the electron system is described by a standard LL.

We define the static electron spin susceptibility in the 1D tight-binding basis as [see Eq. (15)]

$$\chi_{ij} = \frac{1}{a^2} \int_0^Z dt e^{-t} \langle S_i(t); S_j(0) \rangle; \quad (\text{A } 1)$$

with an infinitesimal $\epsilon > 0$. For the further calculation it is more convenient to pass to the continuum description where the tight binding operators $S_i(t) = a$ are replaced by the fields $S(x;t)$,

$$\langle S(x;t) S(x^0;0) \rangle = \frac{1}{a} \int_0^Z dt e^{-t} \langle S(x;t); S(x^0;0) \rangle; \quad (\text{A } 2)$$

From the conservation of total spin we have $\chi_{xx} = \chi_{yy} = \chi_{zz}$.

The spin operators split into forward scattering, $S_f(x)$, and backscattering parts, $S_b(x)$. While the forward scattering contribution to the susceptibility remains regular, the backscattering contribution has (at zero temperature) a singularity at momenta $q = \pm 2k_F$. Since this singular behavior dominates the physics described in this work, we thus keep only the backscattering part. We then define

$$\chi_b(x;t) = i \langle S_b(x;t) S_b(0;0) \rangle; \quad (\text{A } 3)$$

such that $\chi_b(x)$ is the $\lim_{\epsilon \rightarrow 0} \int_0^\infty dt e^{-t} \chi_b(x;t)$ Fourier transform of $\chi_b(x;t) = \theta(t) [\chi_b(x;t) - \chi_b(x;-t)] = 2\theta(t) \text{Im}[\chi_b(x;t)]$, with θ the step function. The operators S_b are given by

$$S_b = \frac{1}{2} \left(\sum_{k>0} \left(a_{k\uparrow}^\dagger a_{k\downarrow} + a_{k\downarrow}^\dagger a_{k\uparrow} \right) + \sum_{k<0} \left(a_{k\downarrow}^\dagger a_{k\uparrow} + a_{k\uparrow}^\dagger a_{k\downarrow} \right) \right); \quad (\text{A } 4)$$

with the Pauli matrices. Using the bosonization identities (20) and (21) we see that these spin operators can be written in the form⁶³ $S_b = (O_{SDW} + (O_{SDW})^\dagger)/2$, where

$$O_{SDW}^x = \frac{e^{2ik_F x}}{2a} e^{i\frac{p}{2}\phi_c} e^{i\frac{p}{2}\phi_s} + e^{i\frac{p}{2}\phi_s}; \quad (\text{A } 5)$$

$$O_{SDW}^y = i \frac{e^{2ik_F x}}{2a} e^{i\frac{p}{2}\phi_c} e^{i\frac{p}{2}\phi_s} - e^{i\frac{p}{2}\phi_s}; \quad (\text{A } 6)$$

$$O_{SDW}^z = \frac{e^{2ik_F x}}{2a} e^{i\frac{p}{2}\phi_c} e^{i\frac{p}{2}\phi_s} - e^{i\frac{p}{2}\phi_s}; \quad (\text{A } 7)$$

We have omitted in the latter expressions the Klein fac-

tors because they drop out in the averages. We then find

$$\chi_x(x;t) = \frac{i \cos(2k_F x)}{(2a)^2} e^{i\frac{p}{2}(\phi_c(x;t) + \phi_s(x;t))} e^{i\frac{p}{2}(\phi_c(0) + \phi_s(0))}; \quad (\text{A } 8)$$

$$\chi_y(x;t) = \frac{i \cos(2k_F x)}{(2a)^2} e^{i\frac{p}{2}(\phi_c(x;t) - \phi_s(x;t))} e^{i\frac{p}{2}(\phi_c(0) - \phi_s(0))}; \quad (\text{A } 9)$$

$$\chi_z(x;t) = \frac{i \cos(2k_F x)}{(2a)^2} e^{i\frac{p}{2}(\phi_c(x;t) + \phi_s(x;t))} e^{i\frac{p}{2}(\phi_c(0) + \phi_s(0))}; \quad (\text{A } 10)$$

The determination of these averages is a standard calculation in the bosonization technique. At zero temperature, we obtain⁶³

$$\chi_x(x;t) = \frac{i \cos(2k_F x)}{(2a)^2} \frac{a}{r - v_F t + i\epsilon}^{g_x} \frac{a}{r + v_F t - i\epsilon}^{g_y}; \quad (\text{A } 11)$$

with $g_x = g_y = (K_c + K_s^{-1})/2$, $g_z = (K_c + K_s)/2$, and $\epsilon > 0$ a short distance/time cutoff. For g well below 1 we can choose infinitesimal and proceed analytically as below. For $g > 1$, the singularities in Eq. (A11) become too pronounced and the cutoff plays an increasingly important role. We then must include a finite ϵ and proceed numerically with the further calculation below and the subsequent evaluation of, for instance, the cross-over temperature T (see caption of Fig. 6). For $g < 0.5$, however, such a cutoff is not required. For the explicit analytic expressions below we keep therefore an infinitesimal ϵ .

The finite temperature expressions are

$$\chi_x(x;t) = \frac{i \cos(2k_F x)}{(2a)^2} \left(\frac{a = v_F}{\sinh \frac{a}{v_F} (r - v_F t + i\epsilon)} \right)^{g_x} \left(\frac{a = v_F}{\sinh \frac{a}{v_F} (r + v_F t - i\epsilon)} \right)^{g_y}; \quad (\text{A } 12)$$

where $\epsilon = 1/k_B T$. Twice the imaginary part of these susceptibilities determines $\chi(x;t)$. We have at zero temperature

$$\chi(x;t) = \theta(t) \theta(vt - |x|) \frac{\sin(g) \cos(2k_F x)}{2^2 a^2} \frac{a^2}{r^2 + v^2 t^2}^{g_x}; \quad (\text{A } 13)$$

and at finite temperature

$$\langle r; t \rangle = \frac{\sin(g) \cos(2k_F r)}{2^2 a^2} \frac{a = v_F}{\sinh \frac{a}{v_F} (r - v_F t)} \frac{a = v_F}{\sinh \frac{a}{v_F} (r + v_F t)} : \quad (A14)$$

Further Fourier transforming to $(q; !)$ space and taking the $!! \rightarrow 0 + i \lim$ it leads to⁶³

$$\langle q \rangle = \frac{\sin(g)}{4^2 v_F} X = \frac{2}{a(q + 2k_F)} \quad (A15)$$

at zero temperature and

$$\langle q \rangle = \frac{\sin(g)}{4^2 v_F} (1 - g) \frac{v_F}{2a} \quad (A16)$$

at finite temperature, where Γ is Euler's Gamma function.

2. With feedback from the Overhauser field

We have seen in Sec. V A that the feedback from the nuclear magnetic field strongly renormalizes the electron system and opens a gap B_{xy} for the $h + / c + s$. Because the fluctuations of this mode are frozen out at $k_B T < B_{xy}$, the response of the electron system to external perturbations is modified. In particular, this affects the electron spin susceptibility, and here most importantly the exponents g , which become smaller and anisotropic.

The calculation of χ in this situation has been carried out in Ref. 76 (see also Ref. 24). For completeness we outline this calculation here again.

Let us set $r = (r; t)$, $\langle r \rangle = i2(a)^2 \langle r; t \rangle$. We focus first on χ_x . Using the relations (44)–(47) and Eq. (A5) we can then write

$$\chi_x(r) = \cos(2k_F r) \frac{h}{e^{i \frac{p}{2K} + (r)} ; e^{i \frac{p}{2K} + (0)}} + \frac{i}{e^{i \frac{p}{2K} + (r)} ; e^{i \frac{p}{2K} + (0)}} ; \quad (A17)$$

with $K^0 = 4K_c = K_s K$ and $K^\infty = (K_c - K_s^{-1}) = K$, and where we have used the invariance of the Hamiltonian (49) under a simultaneous sign change of all the boson fields.

Since the Hamiltonian (49) is quadratic in the boson fields all these averages are fully determined by the 2-point correlators⁶³

$$\langle h(q; !) \rangle \langle q; ! \rangle i = \frac{v}{(! - i \frac{\gamma}{2})^2 v^2 q^2} \quad (A18)$$

for the massless field and

$$\langle h(q; !) \rangle \langle q; ! \rangle i = \frac{v_t}{(! - i \frac{\gamma}{2})^2 v^2 q^2 (B_{xy})^2} \quad (A19)$$

for the massive field. The sign of the infinitesimal shift i is determined by the time order of the operators. The corresponding correlators (important for χ_z) can be obtained, for instance, through the equations of motion $\partial_t \langle r; t \rangle = v \langle r; t \rangle$.

The correct treatment of the singularity in Eq. (A18) at $(! - v q) \rightarrow 0$ results in the singular power laws (at $T = 0$) of the LL theory and so leads to a contribution to the susceptibility entirely equivalent to those of Appendix A 1.

This singularity is absent in Eq. (A19) and hence the power law singularities are broadened to resonances with a width and height determined by B_{xy} . The precise evaluation of the expressions is cumbersome. Approximations can be found in Refs. 18,19,94,95. For our purpose, however, this evaluation is not required because the physics of the combined electron (nuclear spin) system is entirely dominated by the singular behavior of the correlators at $q = 2k_F$, provided that $k_B T < B_{xy}$, which is a necessary condition anyway that is indeed satisfied for the considered systems.

To see this in detail, let us expand Eq. (A17) in powers of $+$. The lowest nonzero term in $+$ is

$$\cos(2k_F r) 2K \langle h(r; + (0)) \rangle + 2K^\infty e^{i \frac{p}{2K} + (r)} \langle h(r; + (0)) \rangle + (0) i : \quad (A20)$$

The Fourier transform of the first term can be directly evaluated with Eq. (A19). In the limit $!! \rightarrow 0$ and $q \rightarrow 2k_F$ it tends to a constant $1 = (B_{xy})^2$ and so contributes only insignificantly to $\chi_x(q)$. The second term leads to a sum of expressions of the type

$$\cos(2k_F r) e^{i \frac{p}{2K} + (r)} \langle h(r; + (0)) \rangle i : \quad (A21)$$

The fields are gapless and so lead to power laws of the form (A15) (replacing q^2 by $!^2 = v^2 q^2$ and the exponent by $1 - K^0$). The Fourier transform of the latter expression is then a convolution of the form

$$\int dq^0 d!^0 \frac{1}{(!^0 - i \frac{\gamma}{2})^2 v^2 q^2} \frac{1}{(!^0 - i \frac{\gamma}{2})^2 v^2 (q - q^0)^2 (B_{xy})^2} ; \quad (A22)$$

with $q = q - 2k_F$. In the static limit $!! \rightarrow 0$ and at $q \rightarrow 2k_F$, the $!^0$ integral is dominated by the poles at $!^0 = v^2 q^2 + (B_{xy})^2$ and the integrable weak singularities at $!^0 = v q^0$. A potential singular behavior must thus come from the poles. If we focus on the pole at $!^0 =$

$$q \frac{1}{v_F^2 q^2 + (B_{xy})^2} \text{ we obtain}$$

$$\frac{1}{(B_{xy})^{2(1-K_0)}} \int_{-\infty}^{\infty} \frac{dq}{v_F^2 q^2 + (B_{xy})^2} : \quad (\text{A } 23)$$

The remaining integral leads to an arcsinh, which has an ultraviolet divergence that has to be cut off at $l=a$. More importantly, however, the result has no infrared divergence, meaning that this expression remains regular at $q \rightarrow 0$, with a value determined by B_{xy} .

From this calculation we conclude that the Fourier transform of (A 20) remains regular at $l \rightarrow 0; q \rightarrow 0$. Since the Hamiltonian is quadratic in the boson operators higher order correlators are products of the latter results and so remain fully regular. We have therefore shown that the singular behavior of the susceptibility $\chi_x(q)$ is fully controlled by the massless fields only. This allows us to entirely neglect the gapped fields and approximate the susceptibility by

$$\chi_x(r) = \cos(2k_F r) e^{i \frac{p}{2K_0} r} ; e^{i \frac{p}{2K_0} r} ; \quad (\text{A } 24)$$

which is of precisely the same form as the susceptibility of a standard LL as discussed in Appendix A 1. The difference is the modified exponent K_0 , the velocity v , and an amplitude reduced by $1=2$ because the second term in Eq. (A 17) depends on $+$ only and drops out. From the results of Appendix A 1 and the Hamiltonian (61) we obtain, for instance, at zero temperature,

$$\chi_x(q) = \frac{1}{2} \frac{\sin(q \frac{g_x^0}{2})}{4v \frac{g_x^0}{2}} (1 - \frac{q^0}{2})^X \frac{2}{a(q + 2k_F)}^{2-2g_x^0} ; \quad (\text{A } 25)$$

with $g_x^0 = K_0 = 2$.

The evaluation of $\chi_y(q)$ leads to precisely the same result, $\chi_y(q) = \chi_x(q)$ and in particular $g_y^0 = g_x^0$.

The susceptibility $\chi_z(q)$ is different in that it involves different boson fields. From Eq. (A 7) we see that χ_z depends on the combination $c + s = \frac{1}{K} (K_c + \frac{K_c}{K_s} + \frac{p}{K_c K_s})$, where we have used Eqs. (44) (47). Neglecting the gapped fields $+$ and $+$ then leads to

$$\chi_z(q) = \frac{\sin(q \frac{g_z^0}{2})}{4v \frac{g_z^0}{2}} (1 - \frac{q^0}{2})^X \frac{2}{a(q + 2k_F)}^{2-2g_z^0} ; \quad (\text{A } 26)$$

The prefactor $1=2$ of χ_{xy} is here missing and the exponent is $g_z^0 = (K_c K_s + K_c K_s) = 2K$.

The extensions to finite temperatures are obtained in precisely the same way as in Appendix A 1.

APPENDIX B: REAL SPACE FORM OF RKKY INTERACTION

The real-space form $J(r)$ of the RKKY interaction can be found by time integrating the susceptibility

$(r;t)$, given in Eq. (A 14). This integration was evaluated in the limit $\hbar \tau \rightarrow \infty$ in Ref. 24. Here we determine $J(r)$ and so $J(r)$ in the general case. For convenience we shall drop the index $= x; y; z$ in this section.

The stationary realspace form $J(r)$ corresponds to the $l=0$ Fourier transform of $(r;t)$, which from Eq. (A 14) is determined by the integral

$$J(r) = \frac{\sin(g) \cos(2k_F r)}{2^2 a^2} \int_{-\infty}^{\infty} \frac{dt}{\hbar} \frac{a = v_F}{\sinh \frac{a}{v_F} (r - v_F t)} \frac{a = v_F}{\sinh \frac{a}{v_F} (r + v_F t)} : \quad (\text{B } 1)$$

Setting $y = tv_F = \hbar \tau v_F = \hbar \tau v_F$, and using the relation $\sinh(a+b) \sinh(a-b) = \sinh^2(a) - \sinh^2(b)$ we can rewrite this as

$$J(r) = \frac{\sin(g) \cos(2k_F r)}{2^2 a^2} \frac{a}{v_F} \frac{1}{v_F} \int_{-\infty}^{\infty} \frac{dy}{\sinh^2(y)} \frac{1}{\sinh^2(y)} : \quad (\text{B } 2)$$

A further change of variable $y \rightarrow z = \sinh^2(y) = \sinh^2(y)$ leads to

$$J(r) = \frac{\sin(g) \cos(2k_F r)}{2^2 a^2} \frac{a}{v_F} \frac{1}{2} \frac{1}{\sinh^{2g}(z)} \int_0^{\infty} dz z^{g-1} (1-z)^g [1+z = \sinh^2(y)]^{1-2g} ; \quad (\text{B } 3)$$

which is the standard form for the Gaussian hypergeometric function [Ref. 96, x15.3.1],

$$F(a;b;c;z) = \frac{(c)}{(b)(c-b)} \int_0^1 dz z^{b-1} (1-z)^{c-b-1} (1-wz)^{-a} : \quad (\text{B } 4)$$

Hence, noting that $v_F = \tau$ is the thermal length,

$$J(r) = \frac{\sin(g) \cos(2k_F r) \tau}{4^2 a^2 v_F} \frac{a = \tau}{\sinh(\hbar \tau \tau)}^{2g} F(1=2; g; 1; \sinh^2(\hbar \tau \tau)) : \quad (\text{B } 5)$$

The hypergeometric function has the asymptotic expansion for $\hbar \tau \gg 1$ [Ref. 96, x15.3.7]

$$F(a;b;c;w) = \frac{(b-a)(c)}{(b)(c-a)} (w)^{-a} [1 + O(w^{-1})] + \frac{(a-b)(c)}{(a)(c-b)} (w)^{-b} [1 + O(w^{-1})] : \quad (\text{B } 6)$$

For $g > 1=2$ we obtain from this expansion the asymptotic behavior for $\hbar \tau \rightarrow \infty$ [cf. Ref. 24],

$$J(r) = \frac{1}{4 a v_F} \frac{(g-1=2)}{(g)} \cos(2k_F r) \frac{a}{\hbar \tau} : \quad (\text{B } 7)$$

For $g < 1=2$ the latter equation must be complemented by further corrections from Eq. (B 6). The RKKY interaction is eventually determined by $J(r) = A^2 a^{-2} (r)=2$, with r running over the sites of the nuclear spin lattice.

APPENDIX C: MAGNON SPECTRUM

The magnon spectrum about the helical ground state of the nuclear spins can be evaluated by mapping the helical state back onto a ferromagnet. This allows us to use the standard results⁹⁷ for spin waves in anisotropic ferromagnets. We focus on the + helicity in Eq. (33). The case for the opposite helicity is equivalent.

The mapping is achieved by noting that the ground state (33) can be mapped onto a ferromagnetic alignment along the spin \hat{e}_x direction by defining the local transformation $\hat{I}_i = R_i \hat{I}_i$ with

$$R_i = \begin{pmatrix} 0 & 1 \\ \cos(2k_F r_i) & \sin(2k_F r_i) \\ \sin(2k_F r_i) & \cos(2k_F r_i) \\ 0 & 0 \end{pmatrix} \begin{pmatrix} 1 \\ 0 \\ 0 \\ 1 \end{pmatrix} : \quad (C1)$$

In the classical ground state we then have $\hat{I}_i = (N; 0; 0)$. The RKKY Hamiltonian (13) becomes in terms of these new spin vectors

$$H_n^e = \sum_{ij} \frac{J_{ij}}{N^2} \hat{I}_i \cdot \hat{I}_j; \quad (C2)$$

with $\hat{J}_{ij} = \sum_{\alpha} R_i^\alpha R_j^\alpha J_{ij}^\alpha$. Here the RKKY couplings are generally assumed to be anisotropic as $J_{ij}^x = J_{ij}^y \neq J_{ij}^z$, which covers both the isotropic case without the feedback, and the anisotropic case with the feedback on the electron system. In Fourier space the latter Hamiltonian becomes

$$H_n^e = \frac{1}{N} \sum_{q \neq 0} \left[\frac{J_q^x}{N^2} R_- + \frac{J_{q+2k_F}^x}{N^2} R_+ + \frac{J_q^z}{N^2} R_0 \right] \hat{I}_q \cdot \hat{I}_q; \quad (C3)$$

with

$$R_+ = R_- = \frac{1}{2} \begin{pmatrix} 0 & 1 \\ 1 & i \end{pmatrix} \begin{pmatrix} 1 \\ 0 \end{pmatrix}; R_0 = \begin{pmatrix} 0 & 1 \\ 0 & 0 \end{pmatrix} \begin{pmatrix} 1 \\ 0 \end{pmatrix} : \quad (C4)$$

The magnon description is obtained by replacing the spin operators \hat{I}_q with the Holstein-Primakoff⁹⁷ boson operators a_q . This leads to $\hat{I}_q^x = (N; 2) N_{q;0} - \frac{1}{N} \sum_p a_{p+q}^\dagger a_p$, $\hat{I}_q^y = (N; 2)^{1/2} (a_{-q}^\dagger + a_q)$, and $\hat{I}_q^z = i(N; 2)^{1/2} (a_{-q}^\dagger - a_q)$. Neglecting terms involving more than two a_q operators results in a Hamiltonian that is equivalent to (C3) up to corrections of order $1/N$. Since $N \gg 1$ this approximation is very accurate. We then obtain

$$H = E_0 + \frac{2}{N} \sum_{q \neq 0} (a_q^\dagger a_{-q}) \begin{pmatrix} h_q^{(1)} & h_q^{(2)} \\ h_q^{(2)} & h_q^{(1)} \end{pmatrix} \begin{pmatrix} a_q \\ a_{-q}^\dagger \end{pmatrix} \quad (C5)$$

with $E_0 = (N; 1)(N; 1 + 1)N (J_{2k_F}^x - N^2)$, $h_q^{(1)} = (2J_{2k_F}^x + J_{2k_F}^x - q + J_q^z)N^2$, and $h_q^{(2)} = (J_{2k_F}^x - q - J_q^z)N^2$. Finally diagonalizing this Hamiltonian leads to two magnon bands with dispersions

$$\epsilon_q^{(1)} = 2I (J_{2k_F}^x - q - J_{2k_F}^x)N; \quad (C6)$$

$$\epsilon_q^{(2)} = 2I (J_q^z - J_{2k_F}^x)N; \quad (C7)$$

The first magnon band is gapless and dominates the fluctuations about the nuclear ground state. The second magnon band is gapped at $q = 0$ with a gap of the size $J_{2k_F}^x - J_q^z$. Since quite generally through the feedback $J_{2k_F}^z > J_{2k_F}^x$ we have, however, $\epsilon_q^{(2)} < 0$ at $q = 2k_F$. This normally leads to an instability of the ground state and so normally means that the assumption of the ordered ground state is not valid. However, as shown in Sec. V C, in the present case such a destabilization would destroy the feedback that stabilizes the order and so causes the anisotropy $J_q^z \neq J_q^x$. This destruction would have a very high cost in ground state energy. Therefore the occupation of the $\epsilon_q^{(2)} < 0$ modes by a macroscopic magnon number is not possible. The remaining $\epsilon_q^{(2)} > 0$ modes can then be captured by the same treatment as the $\epsilon_q^{(1)}$ modes. Yet as they involve large momenta $2k_F$, they are neglected in the present treatment.

APPENDIX D: MAGNETIZATION FOR SYSTEMS WITH SMALL LEVEL SPACING

For systems with a large enough length L such that the consistency relation $L \ll k_B T_0$ (or T) put forward in Sec. IV C no longer holds, we need to reexamine carefully the derivation of Eqs. (38) and (70) for the magnetization m_{2k_F} . This situation is indeed met for typical GaS quantum wires (see Table I) where $L \ll k_B T_0$. In this case the singularity in the magnon occupation number in Eq. (35) may be controlled by the cutoff at $q = \pi/L$, i.e. by L instead of the L -independent scale $k_B T_0$ (or $k_B T$). Here we show, however, that this singularity dominates the magnetization and hence modifies the cross-over temperature only for L that lie many orders of magnitude above any realistic length. The result (70), therefore, remains valid and robust also for $L > k_B T_0$, and in particular also for $L \ll k_B T$.

To see this we focus on the $q \neq 0$ part only in the magnon occupation number in Eq. (35) and neglect the contributions $\epsilon_q = 2I J_{2k_F}^x N$ that have led to Eqs. (38) and (70) before. For simplicity we discuss only the case without feedback, and note that the conclusion is the same for the case with the feedback. For $q < \pi/L$ we have $\epsilon_q < 2I J_{2k_F}^x N$ and the dispersion ϵ_q can be well approximated by a parabola, $\epsilon_q = k_B T = D q^2$, with $D = (k_B T)^{-1} d^2 \epsilon_q / dq^2|_{q=0} = 2IC v_F^2 (k_B T)^{2g-5} N$, and $C = C(g; v_F)^4 (g=2) [\frac{1}{2} - 2 \sin^2(\frac{g-2}{2})] 16^{-4}$. Here Γ_1 is the polygamma function.

We then ask under which conditions the following approximation holds:

$$\frac{2}{\ln \frac{X}{N}} \frac{1}{\int_0^X \frac{1}{e^{1/q} - k_B T} dq} \approx \frac{2a}{\ln \frac{X}{N}} \frac{1}{\int_0^X \frac{1}{e^{1/q} - k_B T} dq} \quad (D 1)$$

At $T < T_0$ (T) the integrand at $q = \tau$ is small and we can push the upper integral boundary to infinity. Setting then $x = \frac{1}{q}$ and $X = \frac{1}{\tau} = \frac{1}{k_B T}$ we have to evaluate

$$\begin{aligned} Q(X) &= \int_0^X \frac{dx}{e^{x^2} - 1} = \int_0^X \frac{1}{e^{x^2} - 1} \frac{1}{x^2} dx \\ &+ \int_X^{\frac{1}{k_B T}} \frac{dx}{x^2} = \int_0^X \frac{1}{e^{x^2} - 1} \frac{1}{x^2} dx \\ &= 1.294 + \frac{1}{X} + \frac{X}{2} + O(X^2); \end{aligned} \quad (D 2)$$

At the considered temperatures $T < T_0$, X is a small number, and we can keep the $1/X$ contribution only. This leads to

$$m_{2k_F} \approx \frac{1}{\ln \frac{X}{N}} \frac{2a}{D} \frac{1}{\int_0^X \frac{1}{e^{x^2} - 1} \frac{1}{x^2} dx} \quad (D 3)$$

$$= \frac{1}{\ln \frac{1}{k_B T}} \frac{2ak_B T}{D} = \frac{1}{\ln \frac{1}{k_B T}} \frac{T}{T_L}^{5/2g}; \quad (D 4)$$

where

$$k_B T_L = C I^2 \frac{1}{L a^{5/2g}} \quad (D 5)$$

is an L -dependent characteristic temperature. This temperature defines the cross-over temperature if $T_L < T_0$. Putting in numbers corresponding to GaAs quantum wires (see Table I) we see, however, that $T_L > T_0$. For $T < T_0$, therefore, the T_L dependent contribution to m_{2k_F} is negligible. Only at entirely unrealistic lengths $L \approx 1$ m we obtain $T_L \approx T_0$. For any realistic sample, therefore, T_L and so L do not affect magnetization and cross-over temperature even for $L < k_B T_0$ and Eq. (38) remains valid. As stated above the same holds for the case with feedback where T_0 is replaced by T and the magnetization is given by Eq. (70).

-
- ¹ H. Fröhlich and F. R. N. Nabarro, Proc. Roy. Soc. (London) A 175, 382 (1940).
 - ² H. Tsunetsugu, M. Sigrist, and K. Ueda, Rev. Mod. Phys. 69, 809 (1997).
 - ³ H. Ohno et al., Phys. Rev. Lett. 68, 2664 (1992).
 - ⁴ H. Ohno, Science 281, 951 (1998).
 - ⁵ T. Dietl, A. Haury, and Y. Merle d'Aubigne, Phys. Rev. B 55, R3347 (1997).
 - ⁶ J. König, H.-H. Lin, and A. H. MacDonald, Phys. Rev. Lett. 84, 5628 (2000).
 - ⁷ P. Simon and D. Loss, Phys. Rev. Lett. 98, 156401 (2007).
 - ⁸ P. Simon, B. Braunecker, and D. Loss, Phys. Rev. B 77, 045108 (2008).
 - ⁹ B. Braunecker, P. Simon, and D. Loss, Phys. Rev. Lett. 102, 116403 (2009).
 - ¹⁰ F. Simon et al., Phys. Rev. Lett. 95, 017401 (2005).
 - ¹¹ M. H. Rummeli et al., J. Phys. Chem. C 111, 4094 (2007).
 - ¹² H. O. H. Churchill et al., Nature Phys. 5, 321 (2009).
 - ¹³ H. O. H. Churchill et al., Phys. Rev. Lett. 102, 166802 (2009).
 - ¹⁴ L. N. Pfeiffer et al., Microelectron. J. 28, 817 (1997).
 - ¹⁵ O. M. Auslaender et al., Science 295, 825 (2002).
 - ¹⁶ H. Steinberg et al., Nature Phys. 4, 116 (2008).
 - ¹⁷ P. M. Singer et al., Phys. Rev. Lett. 95, 236403 (2005).
 - ¹⁸ B. Dora, M. Gulacsi, F. Simon, and H. Kuzmany, Phys. Rev. Lett. 99, 166402 (2007).
 - ¹⁹ B. Dora et al., Phys. Stat. Sol. (B) 245, 2159 (2008).
 - ²⁰ O. Zachar, S. A. Kivelson, and V. J. Emery, Phys. Rev. Lett. 77, 1342 (1996).
 - ²¹ V. Gritsev, G. Japaridze, M. Pletyukhov, and D. Baeriswyl, Phys. Rev. Lett. 94, 137207 (2005).
 - ²² S. Gangadharaiah, J. Sun, and O. A. Starykh, Phys. Rev. B 78, 054436 (2008).
 - ²³ A. Luther and V. J. Emery, Phys. Rev. Lett. 33, 589 (1974).
 - ²⁴ R. Egger and H. Schoeller, Phys. Rev. B 54, 16337 (1996).
 - ²⁵ A. Schulz, A. De Martino, P. Ingenhoven, and R. Egger, Phys. Rev. B 79, 205432 (2009).
 - ²⁶ A. Palyi and G. Burkard, Phys. Rev. B 80, 201404(R) (2009).
 - ²⁷ C. H. Pennington and V. A. Stenger, Rev. Mod. Phys. 68, 855 (1996).
 - ²⁸ J. Fischer, B. Trauzettel, and D. Loss, Phys. Rev. B 80, 155401 (2009).
 - ²⁹ B. Trauzettel and D. Loss, Nature Phys. 5, 317 (2009).
 - ³⁰ M. Bockrath et al., Nature 397, 598 (1999).
 - ³¹ Z. Yao, H. Postma, L. Balents, and C. Dekker, Nature 402, 273 (1999).
 - ³² A. Bachtold et al., Phys. Rev. Lett. 87, 166801 (2001).
 - ³³ Y. Tserkovnyak, B. I. Halperin, O. M. Auslaender, and A. Yacoby, Phys. Rev. Lett. 89, 136805 (2002).
 - ³⁴ Y. Tserkovnyak, B. I. Halperin, O. M. Auslaender, and A. Yacoby, Phys. Rev. B 68, 125312 (2003).
 - ³⁵ O. M. Auslaender et al., Science 308, 88 (2005).
 - ³⁶ Y. Jompol et al., Science 325, 597 (2009).
 - ³⁷ E. Slob, M. A. Holst, H. S. J. van der Zant, and S. V. Zaitsev-Zotov, Phys. Rev. Lett. 93, 176602 (2004).
 - ³⁸ A. N. Aleshin, H. J. Lee, Y. W. Park, and K. Akagi, Phys.

- Rev.Lett.93, 19601 (2004).
- P. Segovia, D. Purdie, M. Hengsberger, and Y. Baer, Nature 402, 504 (1999).
- L. Venkataraman, Y. S. Hong, and P. Kim, Phys. Rev. Lett. 96, 076601 (2006).
- A. M. Chang, L. N. Pfeiffer, and K. W. West, Phys. Rev. Lett. 77, 2538 (1996).
- J. D. Yuen et al., Nature Materials 8, 572 (2009).
- S. J. Tans et al., Nature 386, 474 (1997).
- M. Bockrath et al., Science 275, 1922 (1997).
- J. Kong, C. Zhou, E. Yenilmez, and H. Dai, Appl. Phys. Lett. 77, 3977 (2000).
- E. D. Minot, Y. Yaish, V. Sazonova, and P. L. McEuen, Nature 428, 536 (2004).
- P. Jarillo-Herrero et al., Nature 429, 389 (2004).
- N. Mason, M. J. Biercuk, and C. M. Marcus, Science 303, 655 (2004).
- M. J. Biercuk et al., Nano Lett. 5, 1267 (2005).
- J. Cao, Q. Wang, and H. Dai, Nature Materials 4, 745 (2005).
- S. Samyaz et al., Nano Lett. 6, 1350 (2006).
- E. Onac et al., Phys. Rev. Lett. 96, 026803 (2006).
- A. Cottet et al., Semicond. Sci. Technol. 21, S78 (2006).
- M. R. G. Raber et al., Phys. Rev. B 74, 075427 (2006).
- M. R. G. Raber et al., Semicond. Sci. Technol. 21, S64 (2006).
- H. I. Jrgensen, K. Grove-Rasmussen, J. R. Hauptmann, and P. E. Lindelof, Appl. Phys. Lett. 89, 232113 (2006).
- C. Meyer, J. M. Elzerman, and L. P. Kouwenhoven, Nano Lett. 7, 295 (2007).
- V. V. Deshpande and M. Bockrath, Nature Phys. 4, 314 (2008).
- F. Kuemmeth, S. Ilani, D. C. Ralph, and P. L. McEuen, Nature 452, 448 (2008).
- G. A. Steele, G. Gotz, and L. P. Kouwenhoven, Nature Nanotech. 4, 363 (2009).
- C. Kittel, Quantum Theory of Solids, Wiley & Sons (New York), 1987.
- D. Paget, G. Lampel, B. Sapoval, and V. I. Safranov, Phys. Rev. B 15, 5780 (1977).
- T. Giamarchi, Quantum Physics in One Dimension, Oxford University Press, 2004.
- D. E. Feldman, S. Scheidl, and V. M. Vinokur, Phys. Rev. Lett. 94, 186809 (2005).
- B. Braunecker, D. E. Feldman, and J. B. Marston, Phys. Rev. B 72, 125311 (2005).
- B. Braunecker, D. E. Feldman, and F. Li, Phys. Rev. B 76, 085119 (2007).
- A. Jacoby et al., Solid St. Comm. 101, 77 (1997).
- R. Egger and A. O. Gogolin, Phys. Rev. Lett. 79, 5082 (1997).
- C. Kane, L. Balents, and M. P. A. Fisher, Phys. Rev. Lett. 79, 5086 (1997).
- R. Egger and A. O. Gogolin, Eur. Phys. J. B 3, 281 (1998).
- R. Saito, G. Dresselhaus, and M. S. Dresselhaus, Physical Properties of Carbon Nanotubes, Imperial College Press (London), 1998.
- H. J. Hamann, M. Poggio, C. L. Degen, and D. Rugar, Nature Nanotech. 2, 301 (2007).
- C. L. Degen et al., Proc. Natl. Acad. Sci. U.S.A. 106, 1313 (2009).
- C. L. Kane and M. P. A. Fisher, Phys. Rev. B 46, 15233 (1992).
- A. Furusaki and N. Nagaosa, Phys. Rev. B 47, 4631 (1993).
- See Ref. 9, supplementary online material EPAPS document No. E-PRLTAO-102-025914.
- A. Abragam, The Principles of Nuclear Magnetism, Clarendon (Oxford), 1961.
- G. Salis, D. Dawischalom, Y. Ohno, and H. Ohno, Phys. Rev. B 64, 195304 (2001).
- C. R. Bowers et al., Solid State Nucl. Magn. Res. 29, 52 (2006).
- C. L. Kane and E. J. Mele, Phys. Rev. Lett. 78, 1932 (1997).
- A. O. Gogolin, A. A. Nersesyan, and A. M. Tsvelik, Bosonization and Strongly Correlated Systems, Cambridge University Press, 1998.
- F. D. M. Haldane, Phys. Rev. Lett. 50, 1153 (1983).
- I. A. Eck, J. Phys.: Cond. Mat. 1, 3047 (1989).
- N. D. Mermin and H. Wagner, Phys. Rev. Lett. 17, 1133 (1966).
- P. Bruno, Phys. Rev. Lett. 87, 137203 (2001).
- M. Khodas, M. Pustilnik, A. Kamenev, and L. I. Glazman, Phys. Rev. B 76, 155402 (2007).
- A. Imambekov and L. I. Glazman, Science 323, 228 (2009).
- A. Imambekov and L. I. Glazman, Phys. Rev. Lett. 102, 126405 (2009).
- M. J. Schmidt, private communication.
- S. Adachi, J. Appl. Phys. 58, R1 (1985).
- K. A. M atveev, Phys. Rev. Lett. 92, 106801 (2004).
- K. A. M atveev, Phys. Rev. B 70, 245319 (2004).
- G. A. Fiete, Rev. Mod. Phys. 79, 801 (2007).
- J. Voit, Eur. Phys. J. B 5, 505 (1998).
- P. B. Weigm ann, Phys. Rev. B 59, 15705 (1999).
- M. Abramowitz and I. A. Stegun, Handbook of Mathematical Functions with Formulas, Graphs, and Mathematical Tables, Dover Publications (New York), 1964.
- See e.g. J. van Kranendonk and J. H. van Vleck, Rev. Mod. Phys. 30, 1 (1958); A.uerbach, Interacting Electrons and Quantum Magnetism, Springer-Verlag, New York, 1994.
- Note that we have chosen $E_F > 0$ in Table I, corresponding to electron carriers in the SWNT, while experimentally often hole carriers (with $E_F < 0$) are used. SWNTs with a linear dispersion relation (armchair type) are particle-hole symmetric and so the results exposed here remain unchanged (see also Ref. 47). Spin-orbit interactions would break this symmetry, but recent experiments have shown⁵⁹ that they are weak compared with E_F in SWNTs. Moreover, it has been shown that under normal conditions the LL state is stable under the inclusion of, for instance, Rashba spin-orbit interactions.^{21,25} The effect from the coupling to the nuclear spins is much more dramatic and overcomes the spin-orbit interaction, which we therefore neglect in this work.
- The signs in Eqs. (45) and (46) correct the signs in the published version of this paper [Phys. Rev. B 80, 165119 (2009)] and agree with the EPAPS document (Ref. 76) of Ref. 9.