

# On nonadiabatic SCF calculations of molecular properties

Francisco M. Fernández <sup>1</sup>

*INIFTA (UNLP, CCT La Plata-CONICET), División Química Teórica,  
Diag. 113 y 64 (S/N), Sucursal 4, Casilla de Correo 16,  
1900 La Plata, Argentina*

---

## Abstract

We argue that the dynamic extended molecular orbital (DEMO) method may be less accurate than expected because the motion of the center of mass was not properly removed prior to the SCF calculation. Under such conditions the virial theorem is a misleading indication of the accuracy of the wavefunction.

---

The first step in any quantum-mechanical treatment of atomic and molecular systems is the separation of the motion of the center of mass. The nonrelativistic Hamiltonian operator with only Coulomb interactions between the constituent particles for such systems is of the form  $\hat{H}_T = \hat{T} + V$ , where  $\hat{T}$  is the total kinetic-energy operator and  $V$  is the sum of all the Coulomb interactions between the charged particles. By means of a straightforward linear combination of variables one rewrites the kinetic-energy operator as  $\hat{T} = \hat{T}_{CM} + \hat{T}_{rel}$ , where  $\hat{T}_{CM}$  and  $\hat{T}_{rel}$  are the operators for the kinetic energies of the center of mass and relative motion, respectively. Then one solves the Schrödinger equation for the internal Hamiltonian  $\hat{H} = \hat{T}_{rel} + V$  [1–3].

---

<sup>1</sup> e-mail: fernande@quimica.unlp.edu.ar

It is well known that the eigenfunctions of  $\hat{H}_T$  are not square integrable. For this reason, it is at first sight striking that Tachikawa et al [4, 5] carried out their dynamic extended molecular orbital (DEMO) method on the total Hamiltonian operator  $\hat{H}_T$ . A question therefore arises: how does this omission affect the results of the nonadiabatic calculation of molecular properties?. In this letter we will try to answer it.

Suppose that we try to approximate the energy of the system by minimization of the variational energy  $W = \langle \hat{H}_T \rangle = \langle \varphi | \hat{H}_T | \varphi \rangle / \langle \varphi | \varphi \rangle$  as in the DEMO method of Tachikawa et al [4, 5]. If  $\varphi$  depends only on translation-invariant coordinates then  $W = W_{rel} = \langle \hat{H} \rangle$  because  $\langle \hat{T}_{CM} \rangle = 0$ . However, if  $\varphi$  depends on the coordinates of the particles in the laboratory-fixed set of axes, as in the case of the SCF wavefunction used by Tachikawa et al (see, for example equations (10) and (7) in references [4] and [5], respectively), then  $W = \langle \hat{T}_{CM} \rangle + \langle \hat{H} \rangle > W_{rel}$ . From the variational principle we know that  $W_{rel} > E_0$ , where  $E_0$  is the exact ground-state energy of the atomic or molecular system. Therefore, the use of  $\hat{H}_T$  (instead of  $\hat{H}$ ) and a laboratory-fixed set of axes for the electronic and nuclear coordinates in  $\varphi$  will result in an even larger estimation of the molecular energy.

It is well-known that the SCF wavefunction satisfies the virial theorem [5, 6]  $2\langle \hat{T} \rangle = -\langle V \rangle$ , but in this case we have a wrong relation because  $\langle \hat{T} \rangle = \langle \hat{T}_{CM} \rangle + \langle \hat{T}_{rel} \rangle > \langle \hat{T}_{rel} \rangle$ . Therefore, under such conditions the virial theorem may be a misleading indication of the quality of the wavefunction.

Table 1 shows the ground-state energies of some diatomic molecules calculated with the internal Hamiltonian operator [2, 3] and also the corresponding DEMO results of Tachikawa and Osamura [5] who did not remove the motion of the center of mass. As expected the uncorrelated SCF energies are greater than those in which particle correlation is explicitly taken into account [2, 3]. In addition to it, we also expect the energy difference  $\Delta W = W^{TO} - W^{KA}$  (where

TO and KA stand for Tachikawa and Osamura and Kinghorn and Adamowicz, respectively) to depend on the expectation value  $\langle \hat{T}_{CM} \rangle$  that should decrease as the molecular mass increases. In fact, the third column of Table 1 shows this trend as expected from the fact that  $\langle \hat{T}_{CM} \rangle$  is inversely proportional to the total molecular mass. If this argument were correct then  $\Delta W$  would exhibit an almost linear relation with the inverse of the mass number  $A$ . Fig. 1 shows that this is in fact the case for the values of the energy difference shown in Table 1.

In order to illustrate (and in some way corroborate) the arguments above we consider a simple but nontrivial toy example given by the anharmonic oscillator

$$\hat{H}_T = -\frac{\hbar^2}{2m_1} \frac{\partial^2}{\partial x_1^2} - \frac{\hbar^2}{2m_2} \frac{\partial^2}{\partial x_2^2} + k(x_1 - x_2)^4 \quad (1)$$

In terms of the relative  $x = x_1 - x_2$  and center-of-mass  $X = (m_1 x_1 + m_2 x_2)/M$  coordinates, where  $M = m_1 + m_2$ , we have

$$\hat{H}_T = -\frac{\hbar^2}{2M} \frac{\partial^2}{\partial X^2} - \frac{\hbar^2}{2m} \frac{\partial^2}{\partial x^2} + kx^4 \quad (2)$$

where  $m = m_1 m_2 / M$  is the reduced mass. The first and second terms in the right-hand-side of this equation are simple examples of the  $\hat{T}_{CM}$  and  $\hat{T}_{rel}$  operators, respectively, mentioned above. This toy model may seem to be rather too unrealistic at first sight but it exhibits some of the necessary features. First, it is separable into center of mass and relative degrees of freedom. Second, we can apply simple variational functions of coordinates defined in the laboratory-fixed set of axes as well as functions of more convenient relative variables. Third, we can calculate the eigenvalues of the relative Hamiltonian operator quite accurately, which are useful for comparison.

To simplify the calculation we resort to the dimensionless coordinates  $q_i = x_i/L$ , where  $L = [\hbar^2/(m_1 k)]^{1/6}$ , and the total dimensionless Hamiltonian op-

erator

$$\hat{H}_{Td} = \frac{m_1 L^2}{\hbar^2} \hat{H}_T = -\frac{1}{2} \frac{\partial^2}{\partial q_1^2} - \frac{\beta}{2} \frac{\partial^2}{\partial q_2^2} + (q_1 - q_2)^4 \quad (3)$$

where  $\beta = m_1/m_2$ . Analogously, the relative Hamiltonian operator is given by

$$\hat{H}_d = -\frac{\beta + 1}{2} \frac{\partial^2}{\partial q^2} + q^4. \quad (4)$$

where  $q = q_1 - q_2$  is the translation-invariant coordinate.

We first consider the variational function  $\varphi_r(a, q) = \exp(-aq^2)$ , where  $a$  is a variational parameter, and the total dimensionless Hamiltonian operator (3). Notice that this trial function depends only on the relative coordinate  $q$ . The calculation is straightforward and we obtain  $W_r = 3 \cdot 6^{1/3}(\beta + 1)^{2/3}/8$ . Obviously, the optimized trial function satisfies the virial theorem  $\langle \hat{T} \rangle = \langle \hat{T}_{rel} \rangle = 2 \langle \hat{V} \rangle = 6^{1/3}(\beta + 1)^{2/3}/4$ .

In order to simulate an SCF function of the laboratory-fixed coordinates we consider  $\varphi_{nr}(a, b, q_1, q_2) = \exp(-aq_1^2 - bq_2^2)$ . The calculation is also straightforward and we obtain  $W_{nr} = 3 \cdot 6^{1/3}(\sqrt{\beta} + 1)^2/[8(\sqrt{\beta} + 1)^{2/3}] > W_r$ . The optimized trial function also satisfies the virial theorem  $\langle \hat{T} \rangle = 2 \langle \hat{V} \rangle$ , but in this case  $\langle \hat{T} \rangle > \langle \hat{T}_{rel} \rangle$  as discussed above.

Fig. 2 shows  $W_r$ ,  $W_{nr}$  and an accurate numerical calculation of the ground-state energy of the dimensionless relative Hamiltonian operator (4) for  $0 < \beta < 1$ . We clearly appreciate the advantage of using a trial wavefunction of internal coordinates, or of properly removing the motion of the center of mass. We do not claim that the error in the DEMO calculation of molecular energies [4, 5] is as large as the one suggested by present anharmonic-oscillator, but this simple model shows (at least) two aspects of the problem. First, that the energy calculated by trial functions of the laboratory-fixed coordinates may be considerably greater than those coming from the use of relative coordinates if

we do not remove the motion of the center of mass properly. And, second, that the virial theorem is not a reliable indication of the quality of the wavefunction if it is not based on the relative kinetic energy.

We can carry out another numerical experiment with the toy model. The total mass in units of  $m_1$  is  $M/m_1 = (1 + \beta)/\beta$ . Fig. 3 shows that  $\Delta W = W_{nr} - W_r$  depends almost linearly on  $\beta/(1+\beta)$  (at least for some values of  $\beta$ ) as suggested by the argument above about the actual molecular energies. We appreciate that the toy model gives us another hint on the difference between the actual molecular energies calculated by Kinghorn and Adamowicz [3] and Tachikawa and Osamura [5].

Summarizing: if we do not properly separate the motion of the center of mass in a calculation of atomic or molecular properties we expect inaccurate results unless the approximate trial function depends only on internal, translation-free coordinates. Otherwise, the effect of the kinetic energy of the center of mass will be a too large estimate of the energy. Under such conditions the virial theorem will result in a misleading indication of a supposedly accurate wavefunction. These arguments apply to the case in which all the particles are allowed to move [5] and may not be valid when some heavy particles [4] (or all the nuclei [5]) are considered as merely point charges (a sort of clamped nucleus approximation).

## References

- [1] A. K. Bhatia and R. J. Drachman, J. Phys. B 36 (2003) 1957-1962.
- [2] W. Kolos and L. Wolniewicz, J. Chem. Phys 45 (1966) 944-946.
- [3] D. B. Kinghorn and L. Adamowicz, J. Chem. Phys 113 (2000) 4203-4205.
- [4] M. Tachikawa, K. Mori, H. Nakai, and K. Iguchi, Chem. Phys. Lett. 290 (1998) 437-442.

- [5] M. Tachikawa and Y. Osamura, Theor. Chem. Acc. 104 (2000) 29-39.
- [6] F. M. Fernández and E. A. Castro, Hypervirial theorems, (Springer, Berlin, Heidelberg, New York, London, Paris, Tokyo, 1987)

Table 1

Nonadiabatic energies of some diatomic molecules

Ref.	$W$	$\Delta W$
H <sub>2</sub>		
KA00	-1.1640250232	0.111654
TO00	-1.052371	
HD		
KW66	-1.1654555	
KA00	-1.1654718927	0.102116
TO00	-1.063356	
HT		
KA00	-1.1660020061	0.0987868
TO00	-1.068382	
D <sub>2</sub>		
KA00	-1.1671688033	0.0918650
TO00	-1.074137	
DT		
KA00	-1.1678196334	0.0885406
TO00	-1.079279	
T <sub>2</sub>		
KA00	-1.1685356688	0.0844127
TO00	-1.084123	

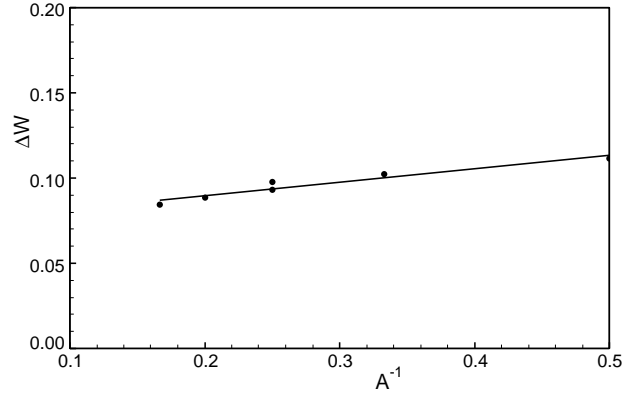


Fig. 1.  $\Delta W$  vs.  $A^{-1}$  for the  $H_2$  isotopic series shown in Table 1.

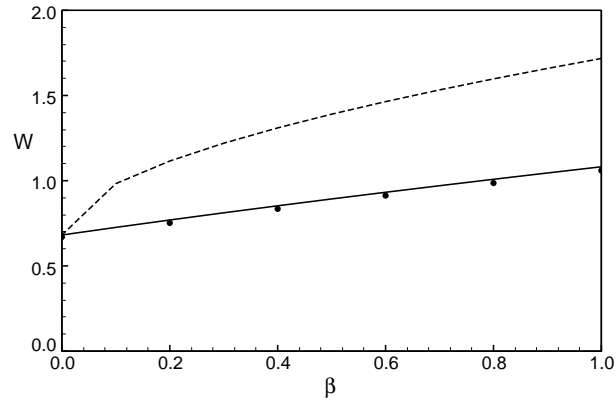


Fig. 2. Ground-state energy of the anharmonic oscillator calculated with the variational function of the relative (solid line) and laboratory-fixed (dashed line) coordinates and the accurate numerical results (circles).



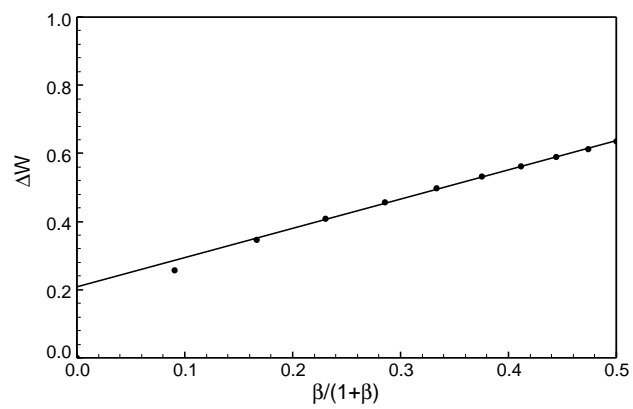


Fig. 3.  $\Delta W$  vs.  $\beta/(1 + \beta)$  for the ground-state of the anharmonic oscillator.