

A universal Hamiltonian for the motion and the merging of Dirac cones in a two-dimensional crystal

G. Montambaux, F. Piéchon, J.-N. Fuchs and M. O. Goerbig

Laboratoire de Physique des Solides, CNRS UMR 8502, Université Paris-Sud, 91405-Orsay, France
(dated: April 2, 2024)

We propose a simple Hamiltonian to describe the motion and the merging of Dirac points in the electronic spectrum of two-dimensional electrons. This merging is a topological transition which separates a semimetallic phase with two Dirac cones from an insulating phase with a gap. We calculate the density of states and the specific heat. The spectrum in a magnetic field B is related to the resolution of a Schrödinger equation in a double well potential. They obey the general scaling law $\epsilon_n / B^{2/3} f_n(\epsilon/B^{2/3})$. They evolve continuously from a $\sqrt{n}B$ to a linear $(n+1/2)B$ dependence, with a $[(n+1/2)B]^{2/3}$ dependence at the transition. The spectrum in the vicinity of the topological transition is very well described by a semiclassical quantization rule. This model describes continuously the coupling between valleys associated with the two Dirac points, when approaching the transition. It is applied to the tight-binding model of graphene and its generalization when one hopping parameter is varied. It remarkably reproduces the low field part of the Rammal-Hofstadter spectrum for the honeycomb lattice.

I. INTRODUCTION

The main interest of graphene from the fundamental point of view is that the low energy electronic spectrum (around the band center $\epsilon = 0$) is linear, exhibiting the so-called Dirac spectrum around two special points K and K^0 at the corner of the Brillouin zone (BZ).¹ As a consequence, the density of states varies linearly with energy. In a magnetic field B , the energy levels around $\epsilon = 0$ vary as $\epsilon_n(B) / \sqrt{n}B$, with a two-fold degeneracy corresponding to the two valleys near K and K^0 . The considerable development of research on graphene is partly due to this unusual spectrum.²

The electronic spectrum of graphene is very well described by a tight binding model on a honeycomb lattice, with three equal couplings t between nearest neighbors.¹ It has been soon realized that, by varying these hopping parameters, new interesting physics could emerge, in particular the existence of a topological transition separating a metallic phase with two Dirac points and an insulating phase with a gap.^{3,9} When only one of the three hopping parameters is modified (t^0 , see figure 10), the transition occurs when $t^0 = 2t$. This model that we will call the t^0 model is generic and contains the essential physics of the more general case when the three hopping integrals are different.

Although such variation of hopping parameters may not be feasible in graphene, a transition could well be observed in other systems like the organic conductor $(BEDT-TTF)_3I_3$ ^{10,12} or an artificial lattice of cold atoms,^{13,16} where the motion of Dirac points may be induced by changing the intensity of the laser fields.

The spectrum in a magnetic field of the honeycomb lattice has been first considered at low field by McClellure¹⁷ who found a $\sqrt{n}B$ dependence of the energy levels near the band center, and Rammal calculated the so-called "Hofstadter" spectrum which describes the fractal broadening of the Landau levels, due to the competition between magnetic field and lattice effects.^{18,19} More recently the Hofstadter-Rammal spectrum has been studied when hopping parameters are modified,²⁰ and it was found that at the topological transition the low field spectrum exhibits a new dependence with the magnetic field of the form $[(n+1/2)B]^{2/3}$.⁴ This is due to the peculiar character of the dispersion relation at the transition: it is linear in one direction and quadratic in the other one. Quite recently it has been proposed that such a hybrid spectrum and the subsequent structure of the Landau levels may exist in $VO_2=TiO_2$ nanostructures.²¹

In a recent paper, we have studied under which general conditions a pair of Dirac points in the electronic spectrum of a two-dimensional crystal merges into a single point at the topological transition.⁷ We have derived a low energy Hamiltonian that describes the physical properties near the transition. The present paper considers in details these physical properties. The main interest of this work is to present the simplest model which continuously describes the merging of two Dirac points and the subsequent gap opening, and to calculate several physical properties in the vicinity of the transition. We wish to stress that the interest of this work is not only to tune continuously the coupling between two Dirac valleys, but also to study the combination between two distinct and quite interesting dispersion relations: the linear dispersion relation and a dispersion relation with a saddle point. Indeed, the two Dirac points are always separated by a saddle point, and the merging of Dirac points is obviously accompanied by the merging with the saddle point. At this merging, a linear density of states characteristic of the Dirac point approaches a logarithmic density of states characteristic of a saddle point (in 2D).

The paper is organized as follows. In the next section, we consider a general tight binding problem in 2D, with two atoms per unit cell and study under which general conditions Dirac points may merge. In section III, we study several properties of this Hamiltonian. In particular, we relate the Landau level spectrum to a one-dimensional double well problem, where the two wells correspond to the two valleys around the Dirac points. When approaching the transition, the potential well vanishes and the potential becomes quartic at the transition. In section IV, we show how to relate the parameters of the universal Hamiltonian to the parameters t and t^0 of the tight binding model on the honeycomb lattice, the so-called t^0 model. In this way, we reproduce with a very good accuracy the low field part of the butterfly spectrum and the lifting of the valley degeneracy of the Landau levels.

II. CONSTRUCTION OF THE UNIVERSAL HAMILTONIAN

We consider a two-band Hamiltonian for a 2D crystal with two atoms A and B per unit cell. This two-band Hamiltonian is naturally given in terms of the 2×2 matrix

$$H(\mathbf{k}) = \begin{pmatrix} h_{AA}(\mathbf{k}) & h_{AB}(\mathbf{k}) \\ h_{BA}(\mathbf{k}) & h_{BB}(\mathbf{k}) \end{pmatrix};$$

with the 2D wave vector \mathbf{k} . Time-reversal symmetry ($H(\mathbf{k}) = H(-\mathbf{k})$) imposes $h_{AB}(\mathbf{k}) = h_{BA}^*(\mathbf{k}) = f(\mathbf{k})$ and, together with hermiticity, real symmetric diagonal terms $h_{AA}(\mathbf{k}) = h_{AA}(-\mathbf{k})$ ($h_{BB}(\mathbf{k}) = h_{BB}(-\mathbf{k})$). Furthermore, we consider a 2D lattice with inversion symmetry such that $h_{AA}(\mathbf{k}) = h_{BB}(\mathbf{k})$. The resulting energy dispersion reads $E(\mathbf{k}) = h_{AA}(\mathbf{k}) \pm |f(\mathbf{k})|$ and we will even set $h_{AA}(\mathbf{k}) = 0$ because this term simply shifts the energy as a function of the wave vector but does not affect the topological properties of the semimetal-insulator phase transition discussed below.

We, therefore, discuss from now on the Hamiltonian in its reduced form

$$H(\mathbf{k}) = \begin{pmatrix} 0 & f(\mathbf{k}) \\ f(\mathbf{k}) & 0 \end{pmatrix}; \quad (1)$$

where the off-diagonal terms have the periodicity of the Bravais lattice and may be written quite generally in the form:

$$f(\mathbf{k}) = \sum_{\mathbf{m} \neq \mathbf{n}} t_{\mathbf{m}\mathbf{n}} e^{i\mathbf{k} \cdot \mathbf{R}_{\mathbf{m}\mathbf{n}}}; \quad (2)$$

where the $t_{\mathbf{m}\mathbf{n}}$'s are real, a consequence of time-reversal symmetry $H(\mathbf{k}) = H(-\mathbf{k})$, and $\mathbf{R}_{\mathbf{m}\mathbf{n}} = m\mathbf{a}_1 + n\mathbf{a}_2$ are vectors of the underlying Bravais lattice.

The energy spectrum is given by $E(\mathbf{k}) = \pm |f(\mathbf{k})|$, and the Dirac points, that we name \mathcal{D} and \mathcal{D}' are solutions of $f(\mathcal{D}) = 0$. Since $f(\mathbf{k}) = f(-\mathbf{k})$, the Dirac points, when they exist, necessarily come in by pairs.²² The position \mathcal{D} of the Dirac points can be anywhere in the BZ and move upon variation of the band parameters $t_{\mathbf{m}\mathbf{n}}$. Around the Dirac points \mathcal{D} , the function $f(\mathbf{k})$ varies linearly. Writing $\mathbf{k} = \mathcal{D} + \mathbf{q}$, we find

$$f(\mathcal{D} + \mathbf{q}) = \mathbf{q} \cdot (\mathbf{v}_1 - i\mathbf{v}_2) \quad (3)$$

where the velocities \mathbf{v}_1 and \mathbf{v}_2 are given by

$$\begin{aligned} \mathbf{v}_1 &= \sum_{\mathbf{m}\mathbf{n}} t_{\mathbf{m}\mathbf{n}} \mathbf{R}_{\mathbf{m}\mathbf{n}} \sin \mathcal{D} \cdot \mathbf{R}_{\mathbf{m}\mathbf{n}} \\ \mathbf{v}_2 &= \sum_{\mathbf{m}\mathbf{n}} t_{\mathbf{m}\mathbf{n}} \mathbf{R}_{\mathbf{m}\mathbf{n}} \cos \mathcal{D} \cdot \mathbf{R}_{\mathbf{m}\mathbf{n}} \end{aligned} \quad (4)$$

Upon variation of the band parameters, the two Dirac points may approach each other and merge into a single point \mathcal{D}_0 . This happens when $\mathcal{D} = \mathcal{D}'$ modulo a reciprocal lattice vector $\mathbf{G} = p\mathbf{a}_1 + q\mathbf{a}_2$, where \mathbf{a}_1 and \mathbf{a}_2 span the reciprocal lattice. Therefore, the location of this merging point is simply $\mathcal{D}_0 = \mathbf{G}/2$. There are then four possible inequivalent points the coordinates of which are $\mathcal{D}_0 = (p\mathbf{a}_1 + q\mathbf{a}_2)/2$, with $(p;q) = (0;0)$, $(1;0)$, $(0;1)$, and $(1;1)$. The

condition $f(\vec{D}_0) = \sum_{m,n} \tau_{mn} (1 - \tau_{mn}) = 0$, where $\tau_{mn} = \frac{1}{2}(\alpha_m + \alpha_n)$, defines a manifold in the space of band parameters. As we discuss below, this manifold separates a semimetallic phase with two Dirac cones and a band insulator.

In the vicinity of the \vec{D}_0 point, f is purely imaginary ($\mathcal{V}_1^0 = 0$), since $\sin(\frac{1}{2}(\alpha_m + \alpha_n)) = 0$. Consequently, to lowest order, the linearized Hamiltonian reduces to $H = \mathcal{V}_2^0 \hat{y}$, where $\mathcal{V}_2^0 = \sum_{m,n} \tau_{mn} (1 - \tau_{mn}) R_{mn}$. We choose the local reference system such that $\mathcal{V}_2^0 \hat{y}$ defines the y -direction.²³ In order to account for the dispersion in the local x -direction, we have to expand $f(\vec{D}_0 + \mathbf{q})$ to second order in \mathbf{q} :

$$f(\vec{D}_0 + \mathbf{q}) = i\mathcal{V}_2^0 \frac{1}{2} \sum_{m,n} (\tau_{mn} - 1) \tau_{mn} (\mathbf{q} \cdot \mathbf{R}_{mn})^2 : \quad (5)$$

Keeping the quadratic term in \mathbf{q}_x , the new Hamiltonian may be written as

$$H_0(\mathbf{q}) = \begin{pmatrix} 0 & \frac{\mathcal{Q}_x^2}{2m} \\ \frac{\mathcal{Q}_x^2}{2m} + i\mathcal{C}_y \mathcal{Q}_y & 0 \end{pmatrix} : \quad (6)$$

where the effective mass is defined by

$$\frac{1}{m} = \sum_{m,n} (\tau_{mn} - 1) \tau_{mn} R_{mn,x}^2 ; \quad (7)$$

and where $R_{mn,x}$ is the component of \mathbf{R}_{mn} along the local x -axis (perpendicular to \mathcal{V}_2^0). The terms of order \mathcal{Q}_y^2 and $\mathcal{Q}_x \mathcal{Q}_y$ are neglected at low energy. The diagonalization of $H_0(\mathbf{q})$ is straightforward and the energy spectrum

$$E = \mathcal{C}_y^2 \mathcal{Q}_y^2 + \frac{\mathcal{Q}_x^2}{2m} \quad (8)$$

has a remarkable structure: it is linear in one direction and quadratic in the other. From the linear-quadratic spectrum which defines a velocity \mathcal{C}_y and a mass m , one may identify a characteristic energy :

$$m \mathcal{C}_y^2 = \frac{\sum_{m,n} \tau_{mn} (1 - \tau_{mn}) R_{mn}^2}{\sum_{m,n} \tau_{mn} (1 - \tau_{mn}) \tau_{mn} R_{mn,x}^2} : \quad (9)$$

The merging of the Dirac points in \vec{D}_0 marks the transition between a semimetallic phase and an insulating phase. In this paper, we concentrate on the properties of the spectrum in the vicinity of the merging. The transition is driven by the parameter

$$\mathcal{D} = f(\vec{D}_0) = \sum_{m,n} \tau_{mn} (1 - \tau_{mn}) \quad (10)$$

which changes its sign at the transition. This parameter therefore drives the transition. In the vicinity of the transition, the Hamiltonian has the form

$$H(\mathbf{q}) = \begin{pmatrix} 0 & \frac{\mathcal{Q}_x^2}{2m} \\ \frac{\mathcal{Q}_x^2}{2m} + i\mathcal{C}_y \mathcal{Q}_y & 0 \end{pmatrix} : \quad (11)$$

with the spectrum

$$E = \frac{\mathcal{Q}_x^2}{2m} + \mathcal{C}_y^2 \mathcal{Q}_y^2 \quad (12)$$

The Hamiltonian (11) has a remarkable structure and describes properly the vicinity of the topological transition, as shown on Fig. 1. When m is negative (we choose $m > 0$ without loss of generality), the spectrum exhibits the two Dirac cones and a saddle point in \vec{D}_0 (at half distance between the two Dirac points). Increasing m from negative to positive values, the saddle point evolves into the hybrid point at the transition ($m = 0$) before a gap $2 > 0$ opens.

In this paper, we study the spectral properties around the merging, in particular in the presence of a magnetic field. Moreover, we stress that this Hamiltonian has the general structure to describe the physics of Dirac points, even far from the transition, since it captures quite simply the coupling between the two valleys associated with the two Dirac points. In particular, we can relate the coupling between valleys to a double well potential problem. For this reason we name it a universal Hamiltonian.

q_D, m	$c_x = q_D/m$	$= q_D^2/2m$
q_D, c_x	$m = q_D/c_x$	$= c_x q_D/2$
m, c_x	$q_D = m c_x$	$= m c_x^2/2$
m, q_D	$c_x = \sqrt{2/m}$	$q_D = \sqrt{2m}$
c_x, q_D	$m = 2/c_x^2$	$m = 2/c_x^2$
q_D, m	$m = q_D^2/2$	$c_x = 2/q_D$

TABLE I: In addition to the velocity c_y , the universal Hamiltonian is described by two independent parameters (left column) from which two other parameters may be deduced

III. PROPERTIES OF THE UNIVERSAL HAMILTONIAN

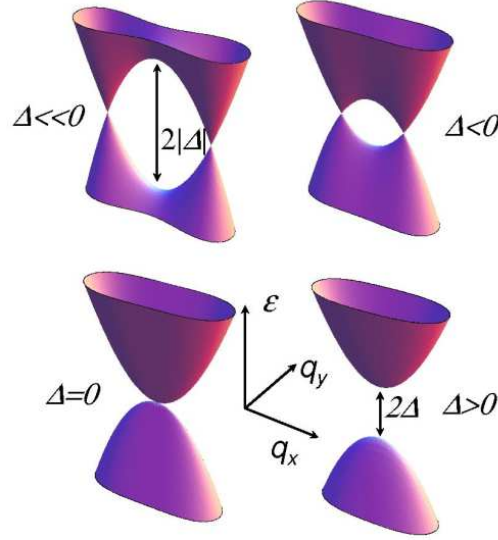


FIG. 1: Evolution of the spectrum when the quantity Δ is varied and changes in sign at the topological transition (arbitrary units). The low-energy spectrum stays linear in the q_y direction.

Without loss of generality, we assume $m > 0$. When Δ varies from negative to positive values, a topological transition from a semimetallic phase with two Dirac cones and a band insulator with a gapped spectrum occurs. At the transition, the spectrum is hybrid, a reminiscence of the saddle point in the semimetallic phase, see figure (1).

When $\Delta < 0$, the spectrum exhibits two Dirac points the position of which along the x axis is given by q_D with

$$q_D = \frac{p}{2m} \quad (13)$$

and the linear spectrum around these Dirac points is characterized by the velocity c_x along the x direction :

$$c_x = \frac{q_D}{m} = \frac{\sqrt{2}}{m} ; \quad (14)$$

The two Dirac points are separated by a saddle point at position $q_D = 0$ whose energy is Δ . The mass m describes the curvature of the spectrum at the vicinity of this point along the x direction. When $\Delta < 0$ varies, the Dirac points move along the q_x axis.

The energy dispersion relation (12) is characterized by three parameters, the velocity c_y along the q_y direction, the mass m along the q_x direction and the gap Δ . Alternatively, it can be characterized by the distance $2q_D$ between the Dirac cones or the velocity c_x , or by any combination of two among the four parameters m ; c_x , or q_D . In table (I), we write explicitly all the combinations between these parameters. The universal Hamiltonian describes properly the vicinity of the Dirac points. The spectrum can be linearized along the q_x direction, to recover an anisotropic Dirac equation in the vicinity of each point with a velocity c_x given by (14)

$$H = \begin{pmatrix} 0 & q_x q_y + i c_y q_y \\ q_x q_x + i c_y q_y & 0 \end{pmatrix}$$

where $q_x = q_x - q_y$.

In section IV, we discuss which combination of parameters should be taken in order to properly describe the low energy physics of the tight-binding model of the honeycomb lattice.

A. Density of states

We have calculated the density of states for the energy dispersion (12). We find

$$\begin{aligned} \rho(E) &= \frac{1}{2\pi} \int_{-\pi}^{\pi} d\theta \frac{1}{\sqrt{1 - \cos(\theta) \cos(\theta)}} \\ &= \frac{1}{2\pi} \int_{-\pi}^{\pi} d\theta \frac{1}{\sqrt{1 - \cos(\theta) \cos(\theta)}} \end{aligned} \quad (15)$$

where $K(x)$ is the complete elliptic integral of the first kind.²⁴ In the low energy limit, one recovers the familiar linear energy dependence $\rho(E) = \frac{1}{c_x c_y}$. The density of states exhibits a logarithmic divergence at $E = 0$ due to the saddle point. It is plotted in figure (2) for a fixed mass m , and upon variation of the parameter c_y . When approaching the transition, the weight of the logarithmic singularity vanishes and, at the transition, one recovers the density of states found in ref. 4, given by

$$\rho(E) = C \frac{1}{c_y} \quad (16)$$

where $C = \frac{1}{2} K(1/\sqrt{2}) = (1/4)^{1/2} = (4^{-5/2})^{1/2} \approx 0.188$.

Above the transition, there is a finite gap $\Delta > 0$ and the density of states has a jump at $E = 0$:

$$\begin{aligned} \rho(E) &= 0 \\ \rho(E) &= \frac{1}{2\pi} \int_{-\pi}^{\pi} d\theta \frac{1}{\sqrt{1 - \cos(\theta) \cos(\theta)}} \end{aligned} \quad (17)$$

B. Specific heat

Since the spectrum has the electron-hole symmetry $\epsilon(E) = \epsilon(-E)$, the chemical potential is temperature independent and fixed at $\mu = 0$ for the undoped system. Therefore the specific heat has the general form

$$C(T) = \frac{k_B}{2} \int_0^{\infty} \frac{d\epsilon}{\cosh^2 \frac{\epsilon}{2T}} \quad (18)$$

where $\epsilon = E - \mu = E$. Using the expression (15) of the density of states, we obtain, on the metallic side ($E < 0$)

$$C(T) = 4k_B \frac{1}{2\pi} \int_{-\pi}^{\pi} d\theta \frac{1}{\sqrt{1 - \cos(\theta) \cos(\theta)}} \quad (19)$$

where the function $f(T=0)$ is given by

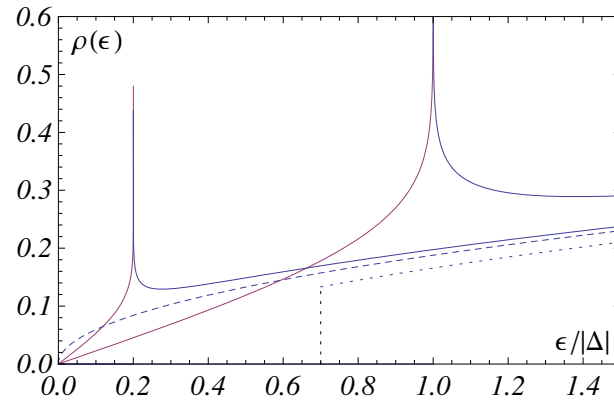


FIG. 2: Evolution of the density of states on the metallic side of the transition ($\epsilon < 0$), plotted for $\epsilon = 1$ and $\epsilon = 0.2$. For finite ϵ , there is a linear dependence at low energy $\epsilon \ll j$, followed by a logarithmic singularity at j . At the transition the density of states varies as $\epsilon^{-1/2}$ (dashed curve). Above the transition, there is a finite gap ($\epsilon > 0$) and the density of states has a discontinuity (dotted curve for $\epsilon = 0.7$).

$$f(t) = \int_0^{1-2t} \frac{2^{p-1} x^3}{2xt+1 \cosh^2 x} K\left(\frac{4x}{2xt+1}\right) dx + \int_{1-2t}^1 \frac{x^{5-2}}{\cosh^2 x} K\left(\frac{2xt+1}{4x}\right) dx \quad (20)$$

It is plotted on figure (3) and it has the following limits

$$t \rightarrow 0 \quad f(t) \rightarrow \frac{9}{8} (3)^{p-1} t^{-1/2} \quad 4 \leq 248^{p-1} t^{-1/2}$$

$$t \rightarrow 1 \quad f(t) \rightarrow \frac{15}{256} \left(\frac{1}{8} - 1\right) (1-4)^2 (5-2)^{-1/2} \approx 1.889$$

so that the specific heat interpolates from a T^2 behavior far from the transition to a $T^{3/2}$ behavior at the transition. Similarly, above the transition, in the insulating phase ($\epsilon > 0$), we find, using (17):

$$C(T) = 4k_B \frac{2m}{\hbar^2 c_y} (k_B T)^{3/2} g\left(\frac{T}{T_c}\right) \quad (21)$$

where the function $g(T)$ is given by

$$g(t) = \int_{1-2t}^1 \frac{x^{5-2}}{\cosh^2 x} K\left(\frac{2xt+1}{4x}\right) dx \quad (22)$$

The function $g(t)$ varies exponentially at small t , so that the specific heat interpolates from the $T^{3/2}$ behavior at the transition to an activated behavior.

C. Landau quantization

We now calculate the spectrum of the universal Hamiltonian in the presence of a magnetic field B . In the Landau gauge $\vec{A} = (0; Bx; 0)$, the substitution $q_x \rightarrow q_x - eB y$ leads to the new Hamiltonian

$$H = \frac{p_y^2}{2m} + \frac{1}{2} m \omega_c^2 y^2 - i \hbar \frac{\partial}{\partial y} \left(\frac{\partial}{\partial y} + \frac{eB}{\hbar} y \right) \left(\frac{\partial}{\partial y} + \frac{eB}{\hbar} y \right) \frac{\partial}{\partial y}$$

where, as usual, $y = y - q_x/eB$. The spectrum in the bulk does not depend on the shift $q_x = eB y$. We introduce the dimensionless variables $Y = y/\ell$ and $q_y = p_y/\hbar$, so that $[Y; P] = i$. We obtain the effective magnetic length for

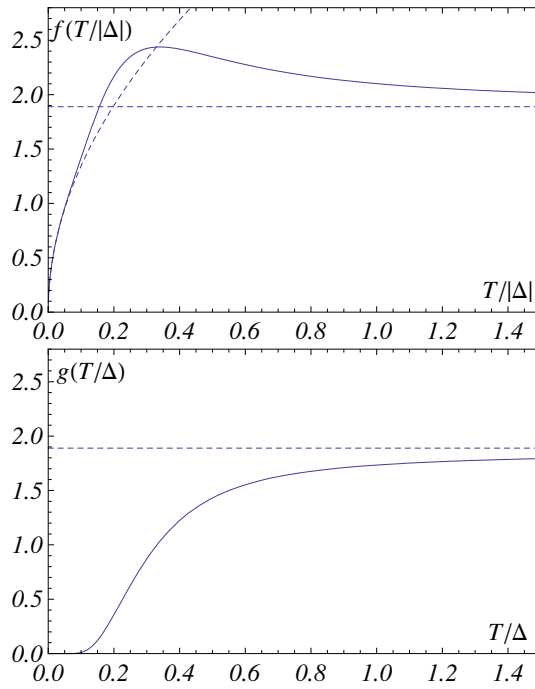


FIG. 3: Top figure: function $f(t = T = j)$ entering the expression of the specific heat (19), in the metallic phase ($\epsilon < 0$). Bottom figure: function $g(t = T =)$ entering the expression of the specific heat (21), in the insulating phase ($\epsilon > 0$).

this problem $= \frac{2c_y}{m \hbar^2 c^2} \hbar^3 = (2m \hbar^2 c_y^4)^{1/3}$, where $\hbar = \frac{p}{eB}$ is the usual magnetic length. The Hamiltonian is rewritten as

$$H = \frac{m \hbar^2 c_y^2}{2} \left(P^2 + (Y^2 + iP)^2 \right) \quad (23)$$

Squaring this Hamiltonian, we have to solve the effective Schrodinger equation

$$H_{\text{eff}} = \frac{m \hbar^2 c_y^2}{2} \left(P^2 + (Y^2 + iP)^2 \right) \quad (24)$$

where $s = 1$ corresponds to the two sites A and B. We have introduced the dimensionless gap

$$= \frac{m \hbar^2 c_y^2}{2} \hbar^3 / \frac{B^2}{2} \quad (24)$$

We now have to diagonalize the effective hamiltonian H_{eff} :

$$H_{\text{eff}} = P^2 + (Y^2 + iP)^2 - 2sY \quad (25)$$

and the eigenvalues ϵ_n of the original problem (23) are related to the eigenvalues E_n of this effective Hamiltonian (25) by

$$\epsilon_n = \frac{m \hbar^2 c_y^2}{2} \hbar^3 \frac{E_n}{\epsilon_n} = - \frac{p}{E_n} \quad (26)$$

where ϵ_n is given by (24). We thus obtain the general scaling behavior of the Landau levels.

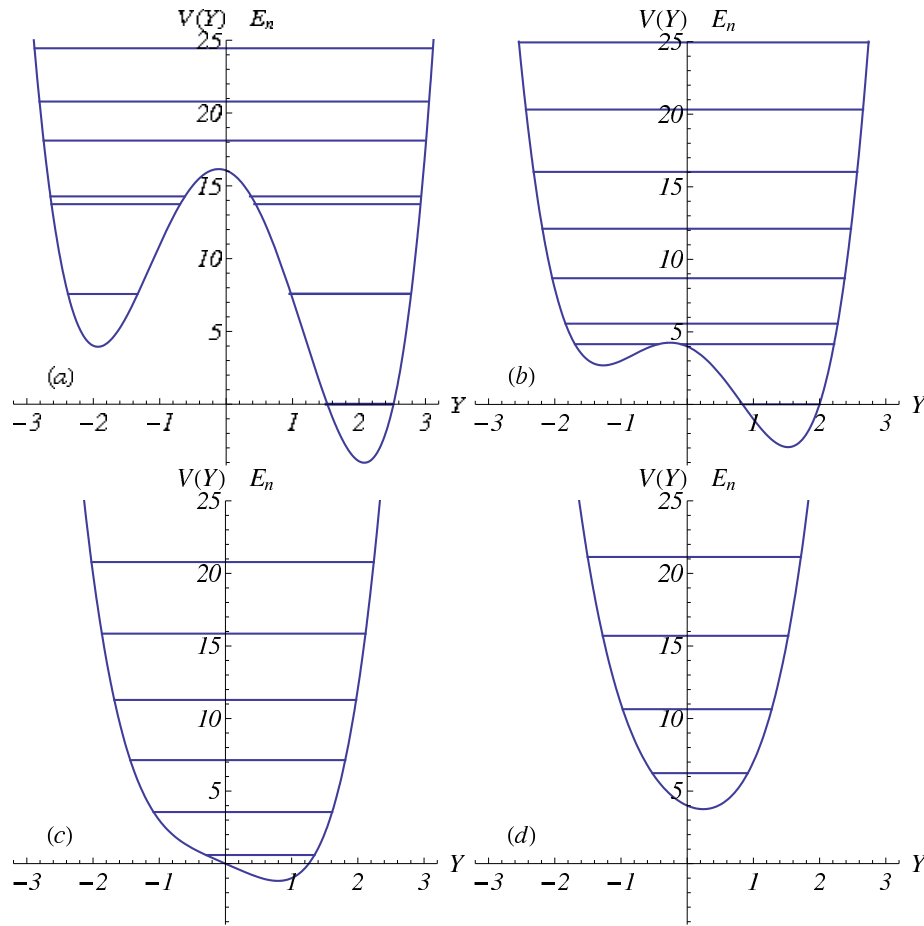


FIG. 4: Potential profile and energy levels E_n of the Hamiltonian $H_{\text{eff}} = P^2 + (\frac{1}{2} + Y^2)^2 - 2Y$, for $\frac{1}{2} = 4; 2; 0; 2$.

$$E_n / B^{2/3} f_n (\frac{1}{2} = B^{2/3}) \quad (27)$$

When varying $\frac{1}{2}$, this Hamiltonian has the remarkable property to describe continuously the Landau level spectrum from the $E_n / B^{2/3}$ dependence with double degeneracy for well separated Dirac cones to the $E_n / (n+1/2)B$ usual dependence for a massive particle. The physics behind is that for negative $\frac{1}{2}$, the problem is similar to the one of a particle in a double well potential. In the limit of large negative $\frac{1}{2}$, that is far from the transition or in a weak magnetic field, the potential has two well separated valleys which are almost uncoupled. This corresponds to the situation of two independent valleys. Note that in this limit the energy shift between the two valleys is $2\frac{1}{2}$. When $\frac{1}{2}$ diminishes, we progressively increase the coupling between valleys. The degeneracy of Landau levels is progressively lifted, as shown on Fig. 4.

We have solved numerically the Hamiltonian H_{eff} . Eigenvalues are given on Fig. (5) as functions of $\frac{1}{2}$. We now comment our results and the different limits.

If $\frac{1}{2} < 0$, we have to solve the problem of a double well potential (Figure 4a) (and independent wells in the limit $j \rightarrow j-1$). The potential has two minima for $Y_0 = \pm \sqrt{\frac{1}{2}}$. In real space, the distance $2Y_0$ corresponds to the distance $2y_0 = 2\sqrt{\frac{1}{2}} = 2\sqrt{\frac{1}{2}} \ell_B$, where ℓ_B is the magnetic length. An expansion around these minima $Y = \pm \sqrt{\frac{1}{2}} + x$ gives the effective Hamiltonian :

$$H_{\text{eff}} = P^2 + 4j \frac{x^2}{2s} \pm \frac{1}{2s} \frac{1}{j} :$$

Introducing the new variables $p^0 = P / \sqrt{2j} \frac{1}{j=4}$ and $x^0 = x \sqrt{2j} \frac{1}{j=4}$, this Hamiltonian reduces to

$$H_{\text{eff}} = 2 \frac{1}{j} \frac{1}{j} (p^0^2 + x^0^2 - 1)$$

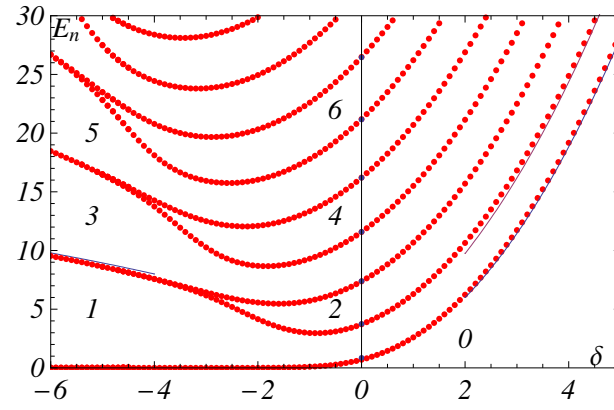


FIG. 5: Energy levels $E_n(\delta)$ of the Hamiltonian $H_{\text{eff}} = P^2 + \frac{1}{2}(\delta + Y^2)^2 - 2Y$. We have plotted asymptotic analytical behaviors, $E_n = 4n^2$ for large negative δ and $E_n = \delta^2 + 4(n+1/2)$ for large positive δ .

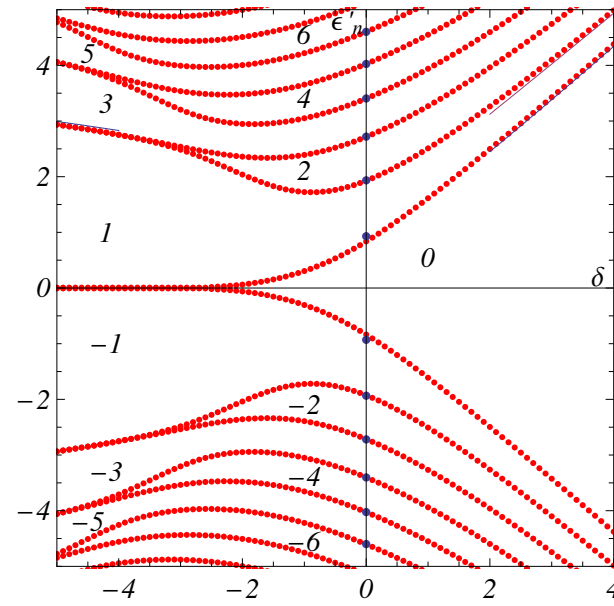


FIG. 6: Energy levels $E_n^0(\delta) = E_n(\delta) - (n^2 + 2n + 1)$ as a function of the dimensionless gap δ . The dots on the $\delta = 0$ axis indicate the semiclassical levels of the quartic Hamiltonian.

with eigenvalues

$$E_n = 4n^2 \quad (28)$$

Each level $n \neq 0$ is doubly degenerate, due to the twofold structure of the potential well. We deduce that

$$E_n^2 = 4 \frac{n^2}{j^2}$$

which can be written in the usual form, introducing $c_x = \frac{1}{2}$

$$E_n = \frac{1}{2} \frac{n^2}{c_x^2}$$

with the velocity defined as

$$c = \frac{1}{c_x c_y}$$

Each energy level ϵ_n is doubly degenerate. We recover the well-known result for two independent Dirac valleys, generalized here to the anisotropic case.

When j diminishes, the potential barrier between the two valleys decreases and tunneling between the valleys removes the twofold degeneracy of each level (Figure 4b). We can estimate the shift of the levels due to a finite j . The shift is proportional to the probability to tunnel between the two valleys. It scales as $E_n / \sqrt{V} e^{-\sqrt{V} E_n d}$ where the potential height V is proportional to j^2 and the distance between valleys d is proportional to $1/j$. As a result, the level degeneracy is lifted as

$$\epsilon_n \approx \epsilon_n^{(j=0)} + \frac{1}{2} \sqrt{V} e^{-\sqrt{V} E_n d} : \quad (29)$$

At the transition point, $j = 0$, the energy levels are those of a modified quartic oscillator with a potential $V(Y) = Y^4 - 2Y$ and they have been obtained in Ref. 4 and are well approximated by:

$$E_n = C (n + 1/2)^{4/3} \quad (30)$$

with $C = \frac{1}{2} \sqrt[3]{\frac{1}{2}} = (1/4)^{2/3} \approx 0.2185$. From eq. (26), we deduce the following dependence of the Landau levels

$$\epsilon_n = A (m c^2)^{1/3} [(n + 1/2)!]^{4/3} \quad (31)$$

with $A = \frac{1}{2} \sqrt[3]{\frac{1}{2}} \approx 0.1173$. In ref. 4, we have studied in details the effect of the linear term in the potential $V(Y)$, which only slightly change the above result. We have attributed the phase term $1/2$ to the annihilation of the Berry phases attached to each Dirac point at their merging. This is also briefly discussed in the next subsection of this paper.

For large $j > 0$, the Hamiltonian can be expanded and transformed into a quadratic Hamiltonian

$$H_{\text{eff}} = P^2 + \frac{1}{2} + 2 Y^2 - 2Y, \quad P^2 + \frac{1}{2} + 2 (Y - 1/2)^2 \quad (32)$$

so that the spectrum is again the one of an harmonic oscillator

$$E_n = \frac{1}{2} + \frac{1}{2} (n + 1/2)^2 \quad (33)$$

and we recover a usual Landau spectrum in the gapped phase.

$$\epsilon_n = \frac{1}{2} + \frac{1}{2} \frac{m c^2}{(n + 1/2)!} \quad (34)$$

D. Berry's phase

We now briefly turn to the structure of the wave functions, solutions of the universal Hamiltonian (11). They are of the form

$$(\mathbf{r}) = \frac{1}{\sqrt{2}} \begin{pmatrix} 1 \\ e^{i\varphi} \end{pmatrix} e^{i\mathbf{q} \cdot \mathbf{r}} \quad (35)$$

where the two components refer to the two sublattices A and B. The phase φ is given by

$$\tan \varphi = \frac{c_y q_y}{\frac{c_x^2}{2m}} : \quad (36)$$

Note that the two valleys, centered on $\mathbf{q}_x = \mathbf{q}_y = \frac{1}{2m}$, are described by the same wave function. The φ dependence of φ is shown on Figure 7 and exhibits a vortex structure around the two Dirac points. Each point is characterized by a Berry phase $\frac{1}{2} \oint \mathbf{r} \cdot d\mathbf{q} = \pi$. Fig. 7 shows the annihilation of the two Berry phases at the topological transition. This is the reason why the Landau levels acquire a $n + 1/2$ dependence near and above the transition (see next section).²⁵

where $K(x)$ and $E(x)$ are respectively complete elliptic integrals of the first and of the second kind.²⁴ This quantity represents the area enclosed by each of the two degenerate equal energy lines encircling one Dirac point (Fig. 8). The phase mismatch cancels here due to a finite Berry phase $\phi_B = \pi$,²⁵ so that the quantization condition is $S(\epsilon) = 2\pi n$.

Similarly, for $\delta > 0$:

$$S(\delta) = \frac{8}{3} \frac{p_m}{c_y} (r+1)K - \frac{r}{2} \frac{\pi}{2} - 2E - \frac{r}{2} \frac{\pi}{2} \quad (39)$$

and the quantization condition is now $S(\delta) = 2(n^0 + 1/2)\pi$. The contribution S_B is canceled since the semiclassical trajectories enclose the two Dirac points and the Berry phase is 0.

Figure (9) compares the real spectrum with the above semiclassical quantization. The approximation works very well except in the vicinity of the transition line $\delta = 0$ which corresponds to the energy of the saddle point. It is worth stressing that the semiclassical approximation describes perfectly well the vicinity of the topological transition (near $\delta = 0$ axis on Fig. 9. The energy levels are given by the dimensionless equations

$$\delta < 0: F_- = \frac{3}{2} \frac{n}{3/2} \quad (40)$$

$$\delta > 0: F_+ = \frac{3}{2} \frac{n^0 + 1/2}{3/2} \quad (41)$$

with

$$F_-(r) = \frac{p}{r-1} (r+1)K - \frac{r}{r-1} \frac{\pi}{2} - E - \frac{r}{r-1} \frac{\pi}{2} \quad (42)$$

$$F_+(r) = \frac{p}{r} (r+1)K - \frac{r}{2r} \frac{\pi}{2} - 2E - \frac{r}{2r} \frac{\pi}{2} : \quad (43)$$

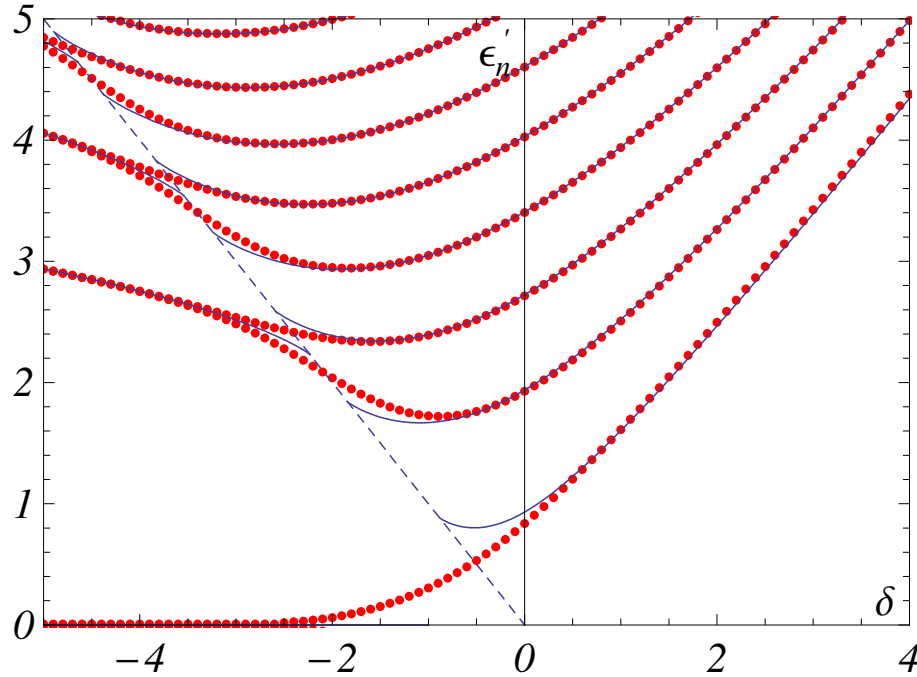


FIG. 9: Positive exact energy levels $\epsilon_n^0(\delta) = \epsilon_n(\delta) = (m^2 c_y^2 / 2)^{1/3}$ (dots) compared with the result of semiclassical quantization (lines). The dashed line $\epsilon_n^0 = 0$ corresponds to $n = 0$, that is to the energy of the saddle point. The discontinuity is due to the doubling of the area $S(\delta)$ and to the cancelation of the Berry phase when energy crosses the saddle point.

IV. APPLICATION TO GRAPHENE AND THE HONEYCOMB LATTICE

We now propose that the effective Hamiltonian constitutes an excellent description of the low energy physics of the tight-binding model including the two valleys. First we briefly recall the electronic structure of graphene, and assume more

generally that one of the three hopping parameters t^0 between nearest neighbors may be different from the two others t , as shown on Fig. (10).

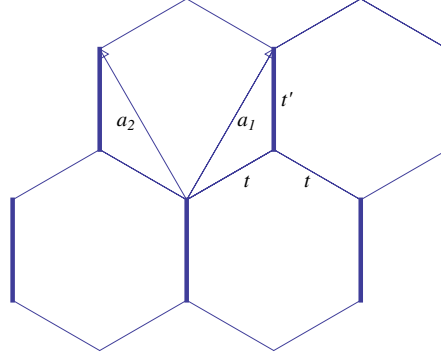


FIG. 10: Honeycomb lattice with hopping integrals t and t^0 , and elementary vectors a_1 and a_2 discussed in the text.

The tight-binding Hamiltonian couples sites of different sublattices named A and B. The eigenvectors are Bloch waves of the form

$$|\mathbf{k}\rangle = \frac{1}{\sqrt{N}} \sum_j c_k^A \mathcal{R}_j^A |i\rangle + c_k^B \mathcal{R}_j^B |i\rangle e^{i\mathbf{k} \cdot \mathbf{R}_j} \quad (44)$$

where $\mathcal{R}_j^A |i\rangle$; $\mathcal{R}_j^B |i\rangle$ are atomic states. The sum runs over vectors of the Bravais lattice. The Hamiltonian has the form (1), with

$$f(\mathbf{k}) = t^0 + t e^{i\mathbf{k} \cdot \mathbf{a}_1} + t e^{i\mathbf{k} \cdot \mathbf{a}_2} \quad (45)$$

where $\mathbf{a}_1 = a(\frac{\sqrt{3}}{2}; \frac{3}{2})$, $\mathbf{a}_2 = a(-\frac{\sqrt{3}}{2}; \frac{3}{2})$ are elementary vectors of the Bravais lattice, a is the interatomic distance, and t , t^0 are shown in Fig. 10. In Cartesian units

$$f(\mathbf{k}) = t^0 + 2t \cos \frac{\sqrt{3}}{2} k_x a e^{i \frac{3}{2} k_y a} \quad (46)$$

The energy, given by $\epsilon(\mathbf{k}) = f(\mathbf{k})/j$ is shown in Figure (11) in the form of equal energy lines.

The evolution of the low energy spectrum when t^0 varies is plotted on Fig. 12. It is obviously well described by our universal Hamiltonian (compare with Fig. 1). In the following, we carefully map the two models on each other.

When $t^0 = t$, the energy vanishes at the two points D^+ and D^0 located at the corners K^+ and K^0 of the Brillouin zone ($K^+ = 2\mathbf{a}_1 = 3\mathbf{a}_2$, $K^0 = \mathbf{a}_1 + 2\mathbf{a}_2$, where \mathbf{a}_1 and \mathbf{a}_2 are reciprocal lattice vectors) or, in Cartesian units

$$D^+ = K^+ = \left(\frac{2}{3}, \frac{2}{3a} \right); \quad D^0 = K^0 = \left(\frac{2}{3}, \frac{2}{3a} \right) \quad (47)$$

As t^0 increases, the two points D^+ and D^0 approach each other. Their position is given by

$$D^+ = D^0 = \left(\frac{2}{3a} \arctan \frac{4t^2}{t^0}, 1, \frac{2}{3a} \right) \quad (48)$$

They merge into the single point $D^0 = (\mathbf{a}_1 + \mathbf{a}_2)/2 = (0, \frac{2}{3a})$ when $t^0 = 2t$ (for $t^0 > 2t$, a gap opens between the two subbands). ($a = 1$ for shorter notations)

We now concentrate on the vicinity of the $K-K^0$ axis, that is the line $k_y = 2/\sqrt{3}$. An expansion near this line, gives ($k_y = 2/\sqrt{3} + q_y$):

$$f(\mathbf{k}) = t^0 - 2t \cos \frac{\sqrt{3}}{2} k_x a - 3itq_y \cos \frac{\sqrt{3}}{2} k_x a \quad (49)$$

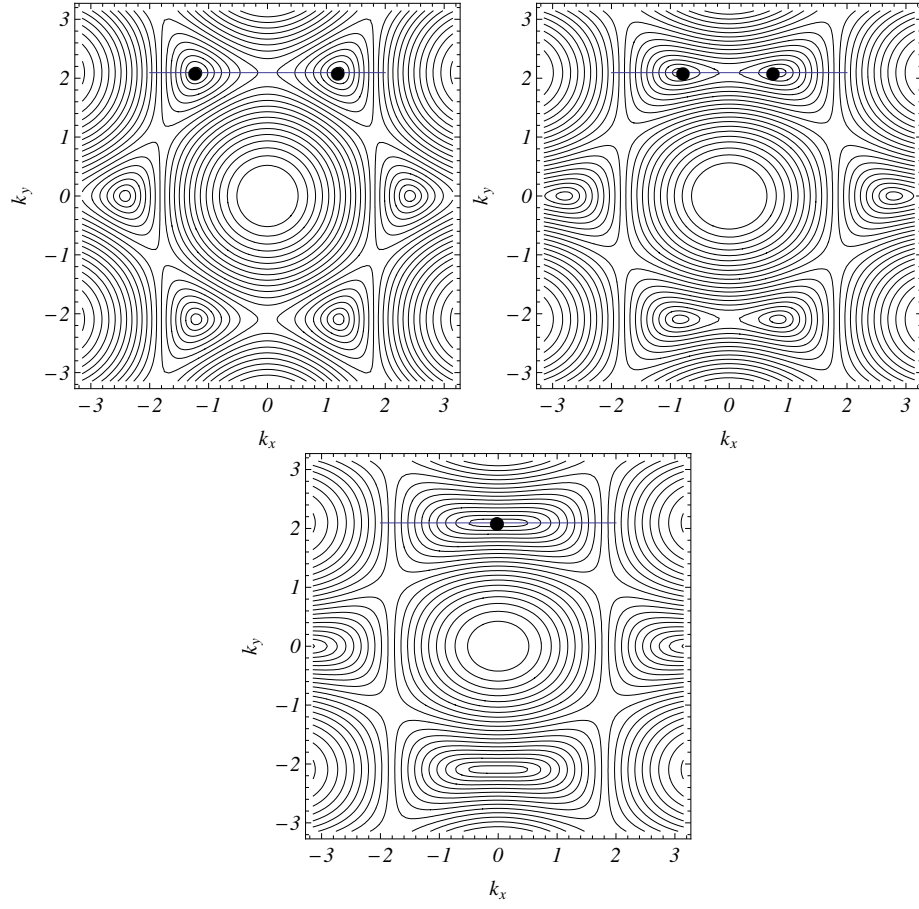


FIG . 11: Isoenergy lines, for $t^0=t=1;1.5;2$.

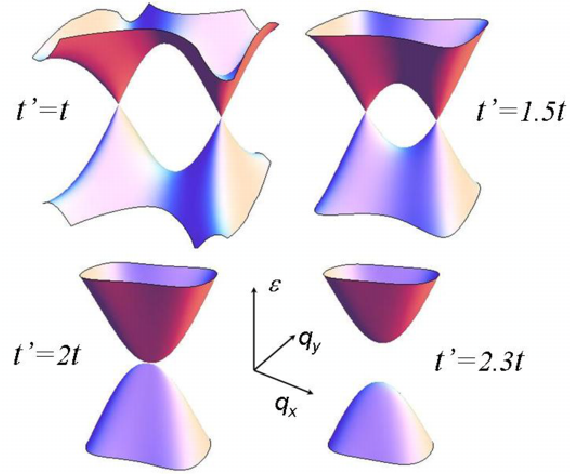


FIG . 12: Evolution of the low energy spectrum when t^0 approaches t . This evolution is very well described by the universal Hamiltonian (see figure (1)).

We now wish to describe this Hamiltonian by the universal Hamiltonian (11), that is

$$f(\mathbf{k}) = i c_y q_y + \frac{q_x^2}{2m} \quad (50)$$

for which we recall that x_0 and m imposes the position q_0 of the Dirac points and the velocity c_x (see table I). We are now facing several possible choices to properly introduce the effective Hamiltonian. We may choose to fix the mass m and the parameter c_y by comparing the expansion of (49) near $q_x = 0$:

$$f(\mathbf{k}) = t^0 - 2t + \frac{3}{4} t q_x^2 - 3itq_y \quad (51)$$

with (50). This leads to

$$m = t^0 - 2t; \quad c_x = \frac{2}{3t}; \quad c_y = 3t \quad (52)$$

and q_0 and c_x are obtained from table (I) and are plotted in Fig. 13. This is not a good choice because, if it properly describes the spectrum near $q_x = 0$, it does not correctly describe the vicinity of the Dirac points q_0 .

We may also choose to fix c_x and the distance $2q_0$ between the Dirac points and the velocity c_y around the Dirac points

$$m = t^0 - 2t; \quad q_0 = \frac{2}{3} \arctan \frac{4t^2}{t^2 - 1}; \quad c_y = \frac{3}{2} t^0 \quad (53)$$

so that the mass and the velocity c_x are deduced from table (I) and are plotted on Fig. 13. With this choice the velocity near the Dirac points is not correct, so that the low energy spectrum when the Dirac points are far apart cannot be reproduced.

Among other possibilities we finally choose to fix c_x and the velocities c_x and c_y . Comparing (50) with the linear expansion of (49) near the Dirac points

$$f(\mathbf{k}) = \frac{3}{2} it^0 q_y + \frac{p}{3(t^2 - t^2=4)} q_x$$

where the \pm sign denotes the vicinity of the two points \tilde{D}^+ and \tilde{D}^- , we are led to choose the combination of parameters:

$$m = t^0 - 2t; \quad c_x = \frac{p}{3} \frac{p}{t^2 - t^2=4}; \quad c_y = \frac{3t^0}{2} \quad (54)$$

from which we deduce the effective mass

$$m = \frac{2}{c_x^2} = \frac{8}{3(2t + t^0)} \quad (55)$$

This last choice of parameter is the best one since it properly describes the low energy spectrum with the correct velocities (see Fig. 13). Note that the low energy spectrum is not monotonic when t^0 increases since the product $c^2 = c_x c_y$ first increases and then decreases with t^0 (figure 14).

Using these parameters, we can now apply the results of the universal Hamiltonian (figures 5, 6) to the specific t - t' model. We first introduce the reduced flux $\phi = \phi_0$, where ϕ_0 is the flux through one elementary cell of the honeycomb lattice, and $\phi_0 = h/e = 2\pi/e$ is the flux quantum. We have $\phi = B a^2 \frac{p}{3} \frac{p}{3} (2\phi_0) = \frac{3}{4} \frac{p}{3} eB$, since we have chosen $a = 1$, $\sim = 1$. From our study of the universal Hamiltonian, the energy levels are given by (26)

$$E_n(\phi) = \frac{t^0 - 2t}{3} E_n(\phi) \quad (56)$$

where the function $E_n(\phi)$ has been studied in section III.3 (figure 5) and the parameter ϕ_0 is deduced from the parameters (54, 55). We have

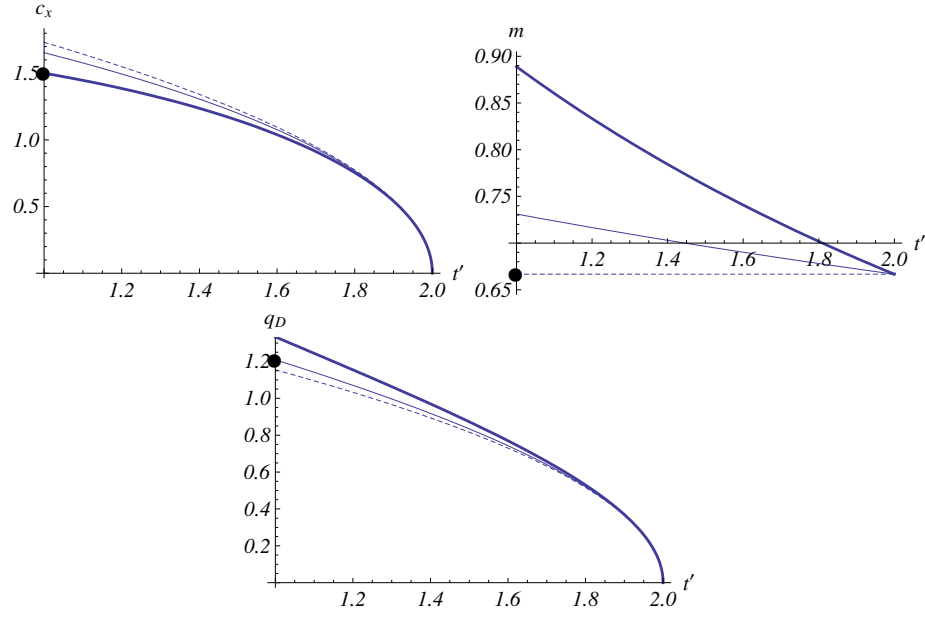


FIG. 13: Plots of the dependence of the quantities c_x , m and q_D as a function of t' . The three lines correspond to three possible ts, where the mass m is fixed (dashed lines), the position q_D of the Dirac points is fixed (thin lines), or the velocity c_x is fixed, as chosen in the text (thick lines). The dot indicates the correct variation in the t/t^0 model.

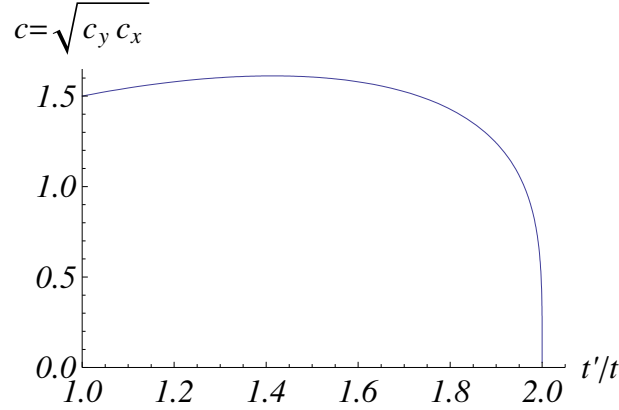


FIG. 14: Non-monotonic behavior of the velocity $c = \sqrt{c_x c_y} = \frac{3^{3/4}}{2} \frac{t^0}{t^0} (4t^2 - t^0)^{1/4}$ as a function of t^0/t . The velocity is plotted in units of t^0/t .

$$= \frac{2^{2/3}}{[(2t + t^0)t^0]^{1/3}} \frac{1}{f^{2/3}} : \quad (57)$$

In particular, in low field :

$$n = \frac{p}{2ne c_x c_y B} = \frac{q}{2nt^0(4t^2 - t^0)^{1/2}} \frac{p}{f} : \quad (58)$$

Fig. 15 represents the energy levels for the honeycomb lattice with $t^0 = 1.5t$. The spectrum is represented as a function of the reduced flux f . In low field, the levels have a $1/f$ behavior. Then the degeneracy of the levels is lifted as predicted in eq. (29), that is $\propto (2t - t^0)^{3/2} = f$. The overall spectrum is quite well described by the semiclassical quantization rule explicated in section III.5.

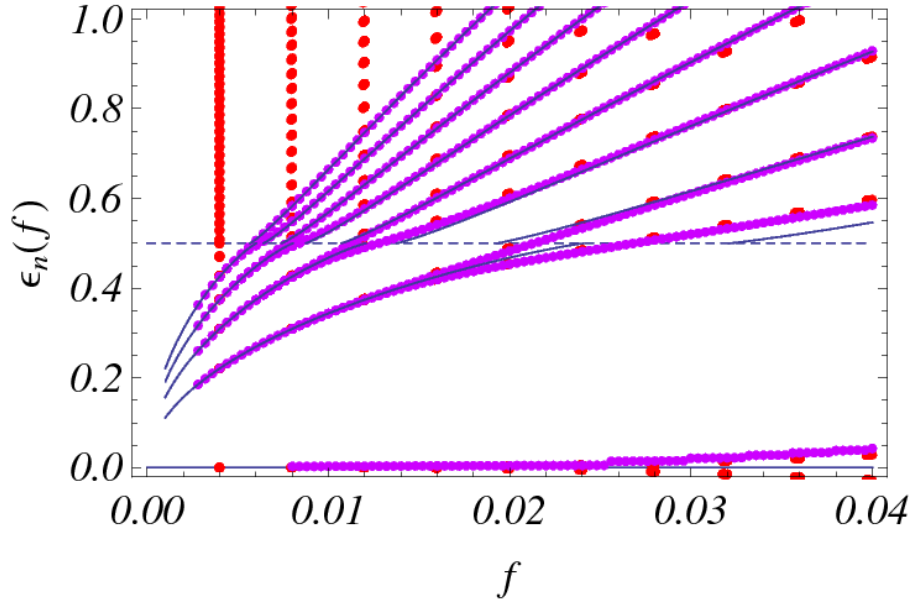


FIG. 15: Color on line. Red dots : energy levels of the tight binding model on the honeycomb lattice with $t^0 = 1.5t$.²⁰ Violet dots : energy levels calculated from the solutions of the 1D Schrodinger equation with a double well potential $V(Y) = (Y^2)^2 - 2Y$. Full continuous lines : result of the semiclassical quantization rule. Dashed line : line $\epsilon_n = 1/2 = 2t/\ell$.

V. SUMMARY

We have shown that the motion and merging of Dirac points in a two-dimensional crystal can be fully described by a simple 2D Hamiltonian with a linear dispersion relation in one direction, a massive term in the other direction, and gap term. By varying γ , a topological transition is driven, separating a semimetallic phase with two Dirac points and a gapped phase. We have calculated analytically several quantities, such as the density of states, the specific heat, and the integrate density of states related to the area of semiclassical orbits. From this quantity, we obtain a simple semiclassical description of the Landau levels spectrum in a magnetic field B . More quantitatively, the problem in a magnetic field is related to a one-dimensional Schrodinger equation with a double well potential, whose potential barrier depends on the parameter γ and the magnetic field B as $\gamma B^{3/2}$. The spectrum of Landau levels scales as $\epsilon_n \propto B^{2/3} f_n(\gamma B^{3/2})$. In the vicinity of the topological transition, it is very well described by the Bohr-Sommerfeld quantization rule $S(\gamma)_B = 2\pi(n + 1/2)$.

This Hamiltonian is appropriate to describe continuously the coupling between valleys which is usually neglected in the case of graphene, but which becomes important when approaching the topological transition. During completion of this paper, we have been aware of similar results in Ref. 26.

-
- ¹ P.R. Wallace, Phys. Rev. 71, 622 (1947)
 - ² For a review see A.H. Castro Neto, F. Guinea, N.M.R. Peres, K.S. Novoselov and A.K. Geim, Rev. Mod. Phys. 81, 109 (2009)
 - ³ Y. Hasegawa, R. Konno, H. Nakano and M. Kohmoto, Phys. Rev. B 74, 033413 (2006)
 - ⁴ P. Delt, F. Piechon and G. Montambaux, Phys. Rev. Lett. 100, 236405 (2008)
 - ⁵ V.M. Pereira, A.H. Castro Neto and N.M.R. Peres, arXiv.org/0811.4396
 - ⁶ B. Wunsch, F. Guinea and F. Sols, New J. Phys. 10, 103027 (2008)
 - ⁷ G. Montambaux, F. Piechon, J.-N. Fuchs and M.O. Goerbig, <http://arxiv.org/abs/0904.2117>
 - ⁸ O. Bahat-Treidel, O. Peleg, M. Goerbig, N. Shapira, T. Pereg-Barnea, M. Segev, <http://arxiv.org/abs/0905.4278>
 - ⁹ G.E. Volovik, Lect. Notes Phys. 718, 31 (2007)
 - ¹⁰ S. Katayama, S. Kobayashi and Y. Suzumura, J. Phys. Soc. Jap. 75, 054705 (2006)
 - ¹¹ A. Kobayashi, S. Katayama, Y. Suzumura and H. Fukuyama, J. Phys. Soc. Jap. 76, 034711 (2007)
 - ¹² M.O. Goerbig, J.N. Fuchs, F. Piechon and G. Montambaux, Phys. Rev. B 78, 045415 (2008)
 - ¹³ S.-L. Zhu, B. Wang and L.-M. Duan, Phys. Rev. Lett. 98, 260402 (2007)
 - ¹⁴ E. Zhao and A. Paramakanti, Phys. Rev. Lett. 97, 230404 (2006).

- ¹⁵ J.-M. Hou, W.-X. Yang and X.-J. Liu, Phys. Rev. A **79**, 043621 (2009)
- ¹⁶ K. L. Lee, B. G. Renaud, R. Han, B.-G. Englert and C. Miniatura, <http://arxiv.org/abs/0906.4158>
- ¹⁷ J. W. McClure, Phys. Rev. **104**, 666 (1956)
- ¹⁸ D. Hofstadter, Phys. Rev. B **14**, 2239 (1976)
- ¹⁹ R. Ramma, J. Physique **46**, 1345 (1985)
- ²⁰ Y. Hasegawa and M. Kohmoto, Phys. Rev. B **74**, 155415 (2006)
- ²¹ S. Banerjee, R. R. P. Singh, V. Pardo and W. E. Pickett, Phys. Rev. Lett. **103**, 016402 (2009)
- ²² We consider here the case where there is only one pair of Dirac points, although the number of pairs may be larger than one: F. Piechon et al. in preparation
- ²³ We stress that the x and y directions define local axes which are fixed by the band parameters t_{mn} .
- ²⁴ I. S. Gradshteyn, I. M. Ryzhik and A. Jeffrey, Tables of integrals, series, and products (Academic Press 2007)
- ²⁵ G. P. Mikitik and Yu. V. Sharlai, Phys. Rev. Lett. **82**, 2147 (1999)
- ²⁶ K. Esaki, M. Sato, M. Kohmoto and B. I. Halperin, <http://arxiv.org/abs/0906.5027>