

Control of Josephson current by Aharonov-Casher Phase in a Rashba Ring

Xin Liu,¹ M. F. Borunda,¹ Xiong-Jun Liu,¹ and Jairo Sinova^{1,2}

¹ *Department of Physics, Texas A&M University, College Station, TX 77843-4242, USA*

² *Institute of Physics ASCR, Cukrovarnická 10, 162 53 Praha 6, Czech Republic*

(Dated: February 13, 2022)

We study the interference effect induced by the Aharonov-Casher phase on the Josephson current through a semiconducting ring attached to superconducting leads. Using a 1D model that incorporates spin-orbit coupling in the semiconducting ring, we calculate the Andreev levels analytically and numerically, and predict oscillations of the Josephson current due to the AC phase. This result is valid from the point contact limit to the long channel length limit, as defined by the ratio of the junction length and the BCS healing length. We show in the long channel length limit that the impurity scattering has no effect on the oscillation of the Josephson current, in contrast to the case of conductivity oscillations in a spin-orbit coupled ring system attached to normal leads where impurity scattering reduces the amplitude of oscillations. Our results suggest a new scheme to measure the AC phase with, in principle, higher sensitivity. In addition, this effect allows for control of the Josephson current through the gate voltage tuned AC phase.

PACS numbers: 73.23.-b, 72.10.-d, 74.45.+c, 74.50.+r, 03.65.Vf

I. INTRODUCTION

When a quantum system undergoes cyclic evolution motion in parameter space, its wave function acquires a geometric phase which strongly influences the transport property of the system. The best known example of such phase is the Aharonov-Bohm (AB) phase which is the relative phase shift between two charged particle paths enclosing a magnetic flux. In the last few years, the Aharonov-Casher (AC) phase,¹ another example of a geometric phase, has been studied both experimentally^{2,3} and theoretically^{4,5,6} in spin-orbit (SO) coupled mesoscopic semiconducting rings. As the charge-spin dual of the AB effect, the AC phase in semiconductors has attracted great attention because it can be easily controlled by a gate voltage. So far, most of the literature has focused on Rashba SO coupled rings attached to normal metal leads. The AC phase has been confirmed in these type of systems by observing the conductance oscillation as a function of the gate voltage that is related to the SO interaction (SOI) strength. However, due to the large background current, the typical amplitude of the oscillation is no more than 10% of the total observed conductance.³ The AC phase has also been discussed for magnetic vortices in type-II superconductors and Josephson junction array.^{7,8,9,10} Recent studies in the effect of SOI on Josephson current^{11,12,13,14,15} has focused on heterostructures comprised of a two-dimensional electron gas (2DEG) or a quantum dot placed between two superconducting leads. A natural and interesting step is to combine the AC and Josephson effects to explore new regimes in semiconductor-superconductor structures, which has not been explored to our knowledge.

In this article, we study the AC effect in a Josephson current traversing a ring with Rashba type SO interaction. The Josephson current in a superconducting-normal-superconducting (S/N/S) junction mainly origi-

ates from the Andreev reflection,^{16,17} (electrons being retroreflected to holes) in two Superconducting/Normal (S/N) interfaces. The excitation spectrum below the superconducting gap consists of discrete energy levels, called Andreev levels.¹⁸ Andreev levels are affected by both the phase and the transmission coefficient of electrons and holes in the normal region.^{19,20,21} We study here the effects of SOI on the Andreev levels and the corresponding Josephson current through the ring, illustrated in Fig. 1, both analytically and numerically. Our calculations predict oscillations of the Josephson current controlled by the AC phase. This effect can be used as an alternative sensitive way to detect the AC phase. Because the dephasing electrons will not contribute to the current in a Josephson junction but will contribute to the current in a normal junction attached to two non-superconducting leads, the observed amplitude of the current oscillations due to AC effect in a ring Josephson junction should be much larger than the conductance oscillations in the normal ring junction.

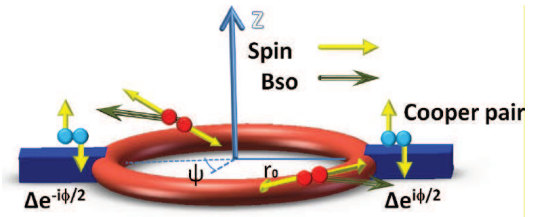


FIG. 1: Two superconductor leads are attached at the points $\psi = 0$ and $\psi = \pi$ separately on the ring, Josephson current can be obtained in this junction.

The outline of this paper is as follows. In Sec. II, we introduce our theoretical model of the Josephson current in a 1-D mesoscopic SO coupled ring-shaped Josephson junction. In Sec. III, we use the boundary conditions of a multiple terminal junction and present the numeri-

cal calculations of the Andreev levels and the Josephson currents in limits not explored by the analytical solution. In Sec. IV we present an experimental set-up for the observation of the effect and in Sec. V summarize our conclusions. In Appendix A, we present the details of the sub-gap states of quasiparticles in superconductor. In appendix B we show the details of calculating the eigenstates and the eigenenergies of the ring in the tight binding model.

II. ANALYTICAL DISCUSSION OF ANDREEV SPECTRUM DUE TO SPIN-ORBIT COUPLING

The Andreev bound state is a kind of electron-hole bound state in the normal region of the Josephson junction depicted by Fig. 2. In the superconductor leads, the excitation spectrum consists of the positive eigenvalues of the Bogoliubov equation

$$\begin{pmatrix} H(r) & \Delta \\ \Delta^* & -H(r) \end{pmatrix} \Psi = E\Psi, \quad (1)$$

$$H(r) = -\frac{\hbar^2}{2m^*} \nabla^2 + U(r) - \mu, \quad (2)$$

where $H(r)$ is the one-electron Hamiltonian, μ is the electrochemical potential, $U(r)$ is the scalar potential, Δ is the superconducting pair potential and m^* is the effective mass. When the excitation energy is less than the gap $|\Delta|$, the quasiparticles of Eq. (1) in the normal region will be reflected by the pairing potential and form the Andreev bound state. Unlike the bound states in a usual square well, the Andreev levels carry electric current which contributes to most of the Josephson current.²¹ Generally speaking, the bound states can be described in such a way that if we have a right moving subgap particle on the left S/N interface Fig. 2, after gaining a phase described by the matrix P_{lr} due to the particle propagation from left to right, reflection on the right interface described by the scattering matrix S_r , a further phase described by the matrix P_{rl} from the motion from right to left, and a reflection on the left interface with the scattering matrix S_l , the state should come back to its original state. This is true only when $\text{Det}(\mathbf{1} - P_{rl}S_rP_{lr}S_l) = 0$, which determines the quantized Andreev levels.

In zero magnetic field and zero SOI, neglecting Fermi wavelength mismatch and the barrier on the S/N interface and assuming that the transmission function of electrons in normal region is energy independent, these discrete energies are determined by:²⁰

$$2 \arccos\left(\frac{E}{\Delta}\right) + \gamma \pm \theta = 2\pi n, \gamma = \left(\frac{L}{\xi_0}\right)\left(\frac{E}{\Delta}\right),$$

$$\cos(\theta) = T \cos(\phi) + R \cos\left[\left(\frac{L-2a}{\xi_0}\right)\frac{E}{\Delta}\right], \quad (3)$$

where $\xi_0 = \hbar v_F / 2\Delta$ is the BCS healing length, $\phi = \phi_2 - \phi_1$ is the superconducting phase differences, $n =$

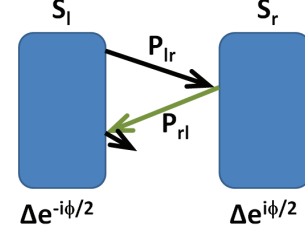


FIG. 2: A step-like superconducting pair potential is assumed in the Josephson junction. The right moving particle in the normal region will come back to its initial state after two Andreev reflections. The change of the color of the arrow after each reflection means an electron is reflected to a hole and a hole is reflected to an electron.

$0, \pm 1, \pm 2 \dots$, θ is the additional phase due to a point impurity potential $V\delta(x)$ in the normal region, a is the distance between the point impurity and left interface, and T and R are corresponding to the transmission probability and reflection probability due to a point impurity when energies are close to the fermi energy. The term $(EL/\Delta\xi_0)$ is approximately the phase shift acquired from free electrons and holes propagation in the normal region. Eq. (3) demonstrates that the Andreev level will be determined by both the phase shift and the transmission function of electrons and holes in the normal region. An important limit is when the length of the junction is much shorter than the BCS healing length ($L \ll \xi_0$) so that $\gamma \simeq 0$. In this case, the Andreev level takes the form²¹

$$E = \Delta \cos\left(\frac{\theta}{2}\right) = \Delta \sqrt{1 - T \sin^2\left(\frac{\phi}{2}\right)}. \quad (4)$$

Next we focus on the Josephson current in a one-dimensional (1-D) Rashba SOI ring; this current can be computed from the superconducting phase dependence of the Andreev bound states. For our model calculations we assume a step-like superconducting pair potential Δ , which is zero in the Rashba ring:

$$\Delta = \begin{cases} \Delta_0 e^{-i\phi/2}, & \text{left of the ring} \\ 0, & \text{in the ring} \\ \Delta_0 e^{i\phi/2}, & \text{right of the ring} \end{cases} \quad (5)$$

where $+(−)\phi/2$ are the superconducting phase in the right(left) leads.

Because the SOI keeps time-reversal symmetry, the coefficient of the Andreev reflection is almost the same as without SOI. As a result, Eq. (3) is still valid qualitatively for a ring-like junction with SOI. The 1D Rashba Hamiltonian for a 1-channel ring of radius r_0 without magnetic field reads:³¹

$$H_{1D} = \frac{\hbar\omega_0}{2} \left(-i\frac{\partial}{\partial\varphi}\right)^2 + \frac{\hbar\omega_r}{2} (\cos\varphi\sigma_x + \sin\varphi\sigma_y)$$

$$\left(-i\frac{\partial}{\partial\varphi}\right) - i\frac{\hbar\omega_r}{4} (\cos\varphi\sigma_y - \sin\varphi\sigma_x), \quad (6)$$

where r_0 is the radius of the ring, $\omega_0 = \hbar/(m^*r_0^2)$ with m^* being the effective mass of the electron in the ring, and $\omega_R = 2\alpha/(\hbar r_0)$ with α being the strength of the spin-orbit coupling. The eigenfunctions of this Hamiltonian take the form:

$$\begin{aligned}\Psi_{e,n}^\uparrow(\varphi) &= \exp(in_e\varphi) \begin{pmatrix} \sin(\gamma/2)e^{-i\varphi} \\ \cos(\gamma/2) \end{pmatrix}, \\ \Psi_{e,m}^\downarrow(\varphi) &= \exp(im_e\varphi) \begin{pmatrix} \cos(\gamma/2) \\ -\sin(\gamma/2)e^{i\varphi} \end{pmatrix}.\end{aligned}\quad (7)$$

The associated eigenenergies read

$$\begin{aligned}E_{e,n} &= \frac{\hbar\omega_0}{2}[(n_e - \frac{1}{2})^2 + (n_e - \frac{1}{2})\sqrt{1 + Q_R^2} + \frac{1}{4}] - \mu, \\ E_{e,m} &= \frac{\hbar\omega_0}{2}[(m_e + \frac{1}{2})^2 - (m_e + \frac{1}{2})\sqrt{1 + Q_R^2} + \frac{1}{4}] - \mu,\end{aligned}\quad (8)$$

$$\begin{aligned}n_e &= \frac{1 - \sqrt{1 + Q_R^2} \pm \sqrt{Q_R^2 + 4C_e}}{2}, \\ m_e &= \frac{\sqrt{1 + Q_R^2} - 1 \pm \sqrt{Q_R^2 + 4C_e}}{2},\end{aligned}\quad (9)$$

where n_e is the quantized angular momentum number of the electron with spin along $-z$ direction, m_e is the quantized angular momentum number of the electron with spin along z direction, μ is the chemical potential of the system and $C_e = \frac{2(E+\mu)}{\hbar\omega_0}$ is a parameter independent of SOI.

Since the hole is the time-reversal state of the electron and SOI keeps time-reversal symmetry, we have $H_h = -H_e$. Therefore, the hole states are the same as the electron states and the associated eigenenergies take the similar form:

$$\begin{aligned}E_{h,n} &= \mu - \frac{\hbar\omega_0}{2}[(n_h - \frac{1}{2})^2 + (n_h - \frac{1}{2})\sqrt{1 + Q_R^2} + \frac{1}{4}], \\ E_{h,m} &= \mu - \frac{\hbar\omega_0}{2}[(m_h + \frac{1}{2})^2 - (m_h + \frac{1}{2})\sqrt{1 + Q_R^2} + \frac{1}{4}],\end{aligned}\quad (10)$$

$$\begin{aligned}n_h &= \frac{1 - \sqrt{1 + Q_R^2} \pm \sqrt{Q_R^2 + 4C_h}}{2}, \\ m_h &= \frac{\sqrt{1 + Q_R^2} - 1 \pm \sqrt{Q_R^2 + 4C_h}}{2},\end{aligned}\quad (11)$$

where $C_h = \frac{2(\mu-E)}{\hbar\omega_0}$.

We next consider the phase difference between to the electron and hole propagation in the normal region. The phase difference in the upper part of the ring for the spin-up and spin-down quasiparticles after being Andreev reflected two times take the form

$$\begin{aligned}\gamma_n &= (n_e - n_h)\pi = \frac{\sqrt{Q_R^2 + 4C_e} - \sqrt{Q_R^2 + 4C_h}}{2}\pi, \\ \gamma_m &= (m_e - m_h)\pi = \frac{\sqrt{Q_R^2 + 4C_e} - \sqrt{Q_R^2 + 4C_h}}{2}\pi,\end{aligned}\quad (12)$$

and are therefore identical. Here $\gamma_{n(m)}$ is the phase shift of the quasiparticle with spin along $-z(+z)$ direction. This identity reflects the fact that there is no spin splitting of the phase shift in this case and is consistent with the time-reversal symmetry of SOI. The phase acquired in the Andreev reflection from the interfaces lead to a different phase shift since the spin up electrons and spin down holes have different momenta.¹⁵ However this phase shift splitting is very small and will not affect the zeros of the Josephson current. Therefore we will not consider this splitting in our discussion.

The effect of the Rashba interaction on the transmission function has been studied previously, with a conductance oscillation due to the AC phase confirmed experimentally^{2,3} and theoretically.^{4,5,6} Under the assumption of a perfect coupling between the leads and the ring and neglecting backscattering, the transmission function takes the form⁴

$$\begin{aligned}T &= \frac{1}{2} + \frac{1}{2} \cos[(\sqrt{1 + Q_R^2} - 1)\pi] \\ &= \cos^2[(\sqrt{1 + Q_R^2})\pi].\end{aligned}\quad (13)$$

When considering the short junction limit, $L \ll \xi_0$, the energy E of the Andreev bound state is affected by the normal-state transmission T through Eq. (4). The Josephson current in the low temperature limit takes the form²¹

$$\begin{aligned}I &= \frac{-2e}{\hbar} \frac{\partial E}{\partial \phi} = \frac{e\Delta}{2\hbar} \frac{T \sin(\phi)}{\sqrt{1 - T \sin^2(\phi/2)}} \\ &= \frac{e\Delta}{2\hbar} \frac{\cos^2[(\sqrt{1 + Q_R^2})\pi] \sin(\phi)}{\sqrt{1 - \cos^2[(\sqrt{1 + Q_R^2})\pi] \sin^2(\phi/2)}}.\end{aligned}\quad (14)$$

Because the transmission probability is affected by the AC phase, an oscillation of the Josephson current due to SOI should also be observed. This oscillation will be different from the conductance oscillation because even in the short junction limit, the current is nonlinearly dependent on the transmission function. Although this conclusion is obtained in the short junction limit ($L \ll \xi_0$), since the zeros of the transmission probability are only dependent on the SOI, a similar oscillation can be expected at any value of L/ξ_0 . We will show this to be the case in our numerical calculations.

III. NUMERICAL CALCULATION OF ANDREEV LEVEL AND JOSEPHSON CURRENT

In this section, we present our numerical investigation on the relation of the Josephson current to the SOI. The effective tight-binding model Hamiltonian of the 1D

Rashba ring is given as⁵:

$$H_{ring} = \sum_j^N 2t_0 \hat{c}_j^\dagger \hat{c}_j + \sum_j^N \sum_{\sigma, \sigma'} [t_\varphi^{j,j+1;\sigma, \sigma'} \hat{c}_{j+1}^\dagger \hat{c}_j + H.C],$$

$$t_\varphi^{j,j+1} = -i \frac{t_{so}}{(r/a)\delta\varphi} (\cos \varphi_{j,j+1} \hat{\sigma}_x + \sin \varphi_{j,j+1} \hat{\sigma}_y)$$

$$+ \frac{1}{(r/a)^2 (\delta\varphi)^2} t_0 \hat{I}_s, \quad (15)$$

where $\varphi_j = 2\pi(j-1)/N$, $\varphi_{j,j+1} = (\varphi_j + \varphi_{j+1})/2$, $\delta\varphi = 2\pi/N$, $t_{so} = \alpha/2a$, r is the radius of the ring and $t_0 = \hbar^2/2ma^2$ with a being the lattice constant of the tight-binding model. The length scale a is not related to the lattice constant of the material but is an artificial length scale used in modeling the continuum Hamiltonian, Eq. (6), and all physical results obtained should be independent of this length scale; e.g. the Fermi energy scales considered should be near the bottom of the tight-binding Hamiltonian band, $E_F \ll 4t_0$. The eigenfunctions of this Hamiltonian are the same as in Eq. (7). The eigenenergy is obtained as

$$E_{en} = 2t_0 \left[1 - \cos[(n - \frac{1}{2})\delta\varphi + \beta] \sqrt{1 + (\frac{t_{so}}{t_0})^2} \right] - \mu$$

$$E_{em} = 2t_0 \left[1 - \cos[(m + \frac{1}{2})\delta\varphi - \beta] \sqrt{1 + (\frac{t_{so}}{t_0})^2} \right] - \mu$$

$$E_{hn} = -E_{en}, E_{hm} = -E_{em}, \quad (16)$$

where

$$n_{e(h)} = (\pm \lambda_{e(h)} - \beta)/\delta\varphi + 1/2,$$

$$m_{e(h)} = (\pm \lambda_{e(h)} + \beta)/\delta\varphi - 1/2,$$

$$\lambda_{e(h)} = \arccos\left(\frac{1 - (\mu + (-)E)/2t_0}{\sqrt{1 + (t_{so}/t_0)^2}}\right). \quad (17)$$

Here $\beta = \arccos(\frac{\cos(\delta\varphi/2)}{\sqrt{1 + (t_{so}/t_0)^2}})$. The detailed derivation of the result shown above is presented in Appendix B. Defining the AC phase as $\phi_{AC} \equiv w_{so}\pi \equiv (2\beta/\delta\varphi - 1)$ and comparing n and m in the tight binding model with those in the continuous case, we can find that the term $w_{so}\pi = (2\beta/\delta\varphi - 1)$ is the counterpart of the term $(\sqrt{1 + Q_R^2} - 1)\pi$ in the continuous case and they can be shown to be equal in the limit $a \rightarrow 0$. In the following discussion, we will often use the dimensionless parameter w_{so} instead of t_{so}/t in our numerical calculations and plots as a measure of the SOI strength since the AC phase is a monotonic increasing function of it.

If we ignore the disorder in the ring, the phase shift matrices P_{lr} and P_{rl} are diagonal matrices and each diagonal element takes the form $\exp(i(n_{e(h)} - n_{h(e)})\pi)$. The S matrices S_l and S_r are calculated by solving the boundary condition at each joint of the superconductor leads and the ring. In a ring system, the joint of the lead and the ring can be considered as a 3-way junction. The boundary condition of this 3-way junction in the tight-binding model is obtained from the principle that the

wave function at the joints is also the eigenfunction of the system.²⁵ This boundary condition in the tight-binding model allows us to consider more realistic cases such as having different effective mass of electrons in the superconducting leads and normal region. Once S matrices S_l and S_r are obtained, and substituting them into the bound state condition,²⁶

$$\text{Det}(\mathbf{1} - P_{rl} S_r P_{lr} S_l) = 0, \quad (18)$$

we can find the relation among the Andreev level E , superconductor phase difference ϕ and the SOI strength. Eq. (18) contains all of the Feynman paths and allows us to consider the effect of multiple backscattering within the ring.

In the previous section, to get the analytical result, we made the assumption that the coupling between the ring and the leads are perfect and backscattering was therefore neglected. However, this idealization is not a good approximation in general since there is usually a very large Schottky barrier on the superconductor/semiconductor interface and the backscattering can also strongly affects the electron transmission function through a ring. All of these factors are considered in our numerical calculation.

First, let us focus on the effects of the backscattering. We consider the limit $L \ll \xi_0$. In the tight binding model, $\xi_0 = \hbar v_f/2\Delta = at_0 \sin(k_f a)/\Delta$. We assume $\Delta = 0.001t_0$, $E_f = t_0$ (i.e. one quarter of the bandwidth), $\xi_0 = 500\sqrt{3}a$ and the perimeter of the ring is $100a$ which is smaller than the healing coherence length ξ_0 . We choose $E_f = t_0$ because the transmission probability of the electron through the ring oscillates slower in this energy range compared to its zero minimal value and when the energy is close to the bottom of the band. As a result, the electron's behavior in this energy range satisfies the approximation we made in the previous section and more directly confirms our analytical discussion. The parameters corresponding to the experimental system² will be discussed at the end of this section.

The Andreev levels are presented in Fig. 3 as a function of the superconducting phase difference ϕ for different SOI strength in the dimensionless variables E/Δ , w_{so} , and ϕ/π . When the AC phase is equal to $(2n+1)\pi$, the energy of the Andreev states is Δ and independent of ϕ . Since the Josephson current is proportional to the first derivative of the energy E of the Andreev bound state with respect to the phase difference ϕ , this implies that the zeros of the critical current occurs at the values $(2n+1)\pi$ of the AC phase. This conclusion is consistent with our theoretical result in Eq. (4). In Fig. 4, we show the Andreev levels and the normalized Josephson currents, $(1/\Delta\partial)E/\partial\phi = -I/(2e\Delta/\hbar)$, associated with the different AC phases vs. superconducting phase difference. The results show that the Josephson currents amplitudes are tuned by the AC phase. Under the short junction limit, the energy of the Andreev levels is always equal to the superconducting gap Δ when the phase difference $\phi = 0$ and minimum when $\phi = \pi$ for any SOI

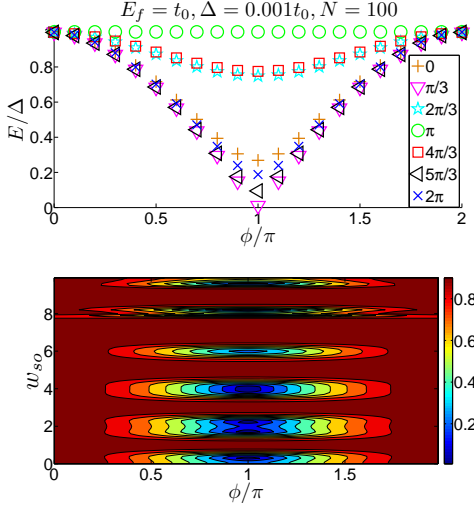


FIG. 3: Top: Andreev levels vs. superconducting phase difference ϕ for different SOI strength measured by AC phase($w_{so}\pi$). Bottom: Andreev levels (color plot) vs. superconducting phase difference, ϕ , and SOI measured by w_{so} . Here $N = 100$, $E_f = t_0$, $\Delta = 0.001t_0$, and $\xi_0 = 500\sqrt{3}a$.

strength. Therefore the value of $E(0) - E(\pi)$ is a direct indicator of the amplitude of the critical current. $E(\pi) - E(0)$ versus AC phase, $\phi_{AC} = w_{so}\pi$, is shown in Fig. 5. The zeros correspond to the value $(2n+1)\pi$ of the AC phase and the peaks are not always corresponding to $2n\pi$ but show a doubled peaked structure centered around $2n\pi$. This is because of weak localization effect,³⁵ similar with the AC phase effect on conductance oscillation in normal junctions.^{5,25}

We next consider the long channel length limit, $L \geq \xi_0$, where not only the transmission function but also the phase shift due to the AC effect will affect the Andreev levels. As an example, Fig. 6 plots the Andreev levels as a function of superconducting phase difference ϕ with different AC phases in a long-junction. Here the number of sites in the ring is changed from 100 to 2200, *i.e.* the length of the ring changes by a factor of 11, while the other parameters are unchanged. The Andreev levels are shifted due to SOI and the Josephson current vanishes when $w = (2n+1)\pi$ as in the case of the short-junction and confirms that the backscattering will not affect the zeros of the critical current in the Josephson junction in both the short and long channel length limits.

When the Schottky barrier and the Fermi wavelength mismatch are also considered, the current-SOI relation will be more complicated because the electron transmission function will be strongly affected by these factors. However our numerical results show that the zeros of the critical current are the same to the analytical result Eq. (14). We explore the Josephson current oscillations due to the AC phase at the lower, more realistic, Fermi energy $E_f = 0.1t_0$, and take $\Delta = 0.0002t_0$, $\xi_0 = 500\sqrt{5}a$. The density of the electron in the experiment using HgTe

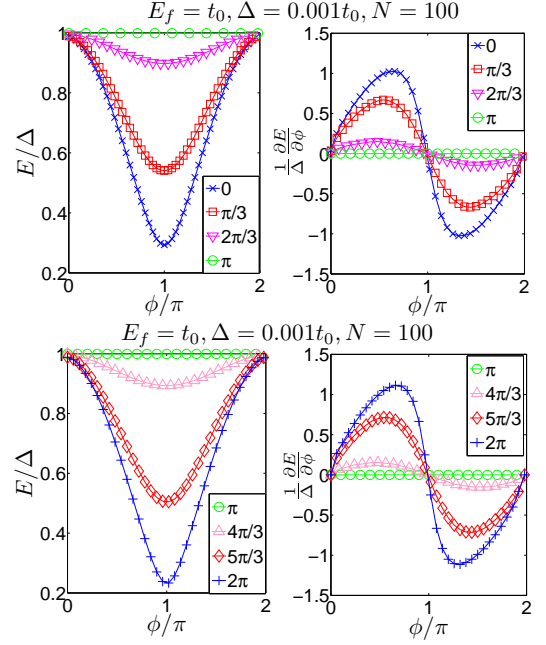


FIG. 4: The Andreev levels (left), E/Δ , and normalized Josephson currents (right), $(1/\Delta)\partial E/\partial\phi$, vs. superconducting phase for different SOI strength measured by AC phases($w_{so}\pi$). Here $N = 100$, $E_f = t_0$, $\Delta = 0.001t_0$, and $\xi_0 = 500\sqrt{3}a$.

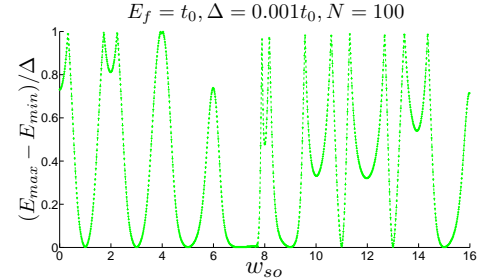


FIG. 5: Difference of highest and lowest Andreev levels vs. SOI strength measured by w_{so} . The difference is proportional to the critical current. Here $N = 100$, $E_f = t_0$, $\Delta = 0.001t_0$, and $\xi_0 = 500\sqrt{3}a$.

hetero-structures varied from $n_{2D} = 1.85 \times 10^{12}\text{cm}^{-2}$ to $n_{2D} = 2.21 \times 10^{12}\text{cm}^{-2}$ and the effective mass is $m^* = 0.031m_0$.² To make our parameters match the experimental data, by using the relation $E_f = 0.1t_0 = \hbar^2/2m^*a^2 = \hbar^2k_f^2/2m^*$, $\pi n_{2D} = k_f^2$, the parameter a is required to be around 1.5 nm. When we choose $N = 2200$, the perimeter of the ring in our calculation is $3.3\mu\text{m}$ which is the same order to the $r_0 = 1\mu\text{m}$ in the experiment.² The superconducting gap $\Delta = 0.0002t_0 = 0.002E_f \approx 1.72$ K which is the same order of the gap of the conventional superconductor such as Al where $T_c = 1.18$ K.³⁷ To capture the effects of the Schottky barrier and the Fermi wavelength mismatch on the short and long Josephson junction more clear, we explore three ring length scales

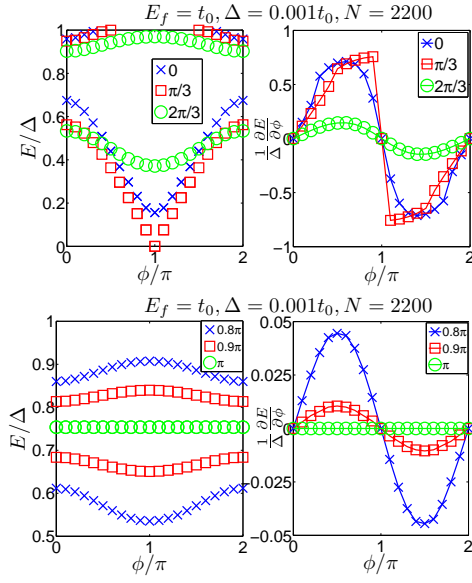


FIG. 6: Andreev levels as a function of superconducting phase difference ϕ for different SOI strength measured by AC phase($w_{so}\pi$). Here $N = 2200$, $E_f = t_0$, $\Delta = 0.001t_0$, and $\xi_0 = 500\sqrt{3}a$.

$L = 200a$, $L = 2200a$, and $L = 10000a$, shown in Fig. 7. The Schottky barrier is chosen to be $0.8t_0$ and the Fermi wave vector mismatch is $k_f/k_{sf} = 0.2$ where k_f and k_{sf} are corresponding to the Fermi wavevector in the normal region and superconducting leads. The above three oscillations have a common characteristic, when the AC phase is equal to $(2n+1)\pi$, the critical current is zero. This means the AC effect is present even at a large Schottky barrier and Fermi wavelength mismatch. In the bottom panel of Fig. 7, the critical current has negative values, which would indicate that in this case there could exist a π junction.³⁶ This phenomena is due to the large difference of the phase shifts acquired by the electron and hole in the normal region which is related to the nonzero momentum Q of the cooper pairs^{36,38} and has been observed in the superconducting/ferromagnetic/superconducting junctions.^{39,40,41} However the π junction can not be realized in our model because it requires the condition $L \gg \xi_0$ and the electron will be totally decohered and the Josephson current will not survive.

The advantage of observing the AC effect in the ring Josephson junction lays on the fact that the dephasing electrons do not contribute to the Josephson current. The dephasing effect due to the impurities can be considered through the Green's function method. The tunneling Hamiltonian used in calculating Josephson current is

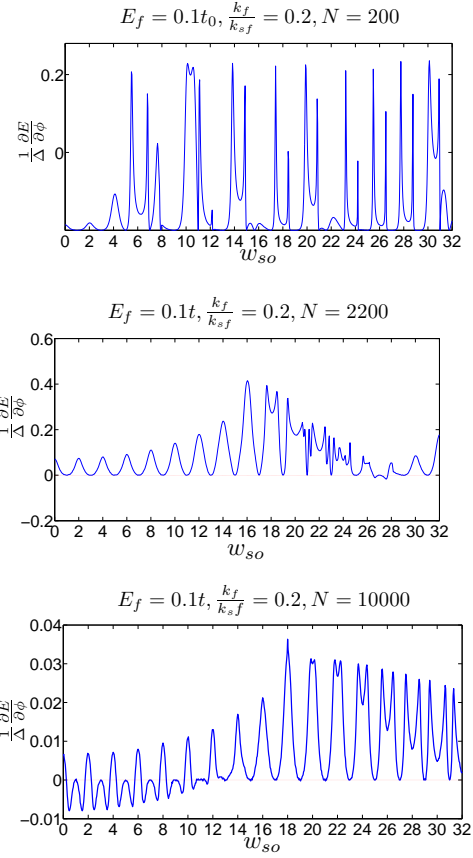


FIG. 7: Normalized critica current vs. the SOI strength measured by w_{so} in different length scale of the SOI ring. Here the Fermi energy $E_f = 0.1t_0$, the Fermi wavelength mismatch between the SOI ring and the superconducting leads is $k_f/k_{sf} = 0.2$ and $N = 200$.

given by:²⁹

$$H = H_R + H_L + H_T$$

$$H_T = \sum_{kq} (T_{kq\uparrow} C_{q\uparrow}^+ C_{k\uparrow} + T_{kq\downarrow} C_{q\downarrow}^+ C_{k\downarrow} + T_{kq\uparrow}^* C_{k\uparrow}^+ C_{q\uparrow} + T_{kq\downarrow}^* C_{k\downarrow}^+ C_{q\downarrow}) \quad (19)$$

where $C_k(C_k^+)$ is the annihilation(creation) operator in left side, $C_q(C_q^+)$ is the one in right side, and $T_{kq\uparrow}$ is the tunneling amplitude of the spin up electron from the left lead with the momentum k to the right lead with momentum q . In the short junction limit $L \ll \xi$, we can assume T_{kq} to be a constant T , and the Josephson current is calculated from⁴³

$$I = \frac{8e}{h} \int_{-\infty}^{\infty} d\omega \text{Im} \left[\frac{(T \hat{g}_L^r(\omega) T^* \hat{g}_R^r(\omega))_{11}}{D^r(\omega)} \right] \quad (20)$$

where $D^r(\omega) = \text{Det}[1 - |T|^2 \tau_3 \hat{g}_L^r(\omega) \tau_3 \hat{g}_R^r(\omega)]$ and τ_3 is the usual Pauli matrix. This method gives the same analytical form of the Josephson current as in Eq (4). However,

when $L > \xi$, the parameters of the normal material between the two superconducting leads will affect the tunneling amplitude T_{kq} so strongly that the assumption of the constant T_{kq} is not valid any more. In this case we write our tunneling Hamiltonian as:

$$\begin{aligned} H &= H_R + H_L + H_n + H_T \\ H_T &= \sum_{kq} (A_{kn} C_{k\sigma}^\dagger(r_L) C_{-k-\sigma}^\dagger(r_L) d_{n'\sigma}(r_L) d_{n\sigma}(r_L) + \\ &\quad (A_{qn} C_{q\sigma}^\dagger(r_R) C_{-q-\sigma}^\dagger(r_R) d_{n'\sigma}(r_R) d_{n\sigma}(r_R) + H.C \\ H_n &= E(n) d_n^\dagger d_n, \end{aligned} \quad (21)$$

where $d_n^\dagger(d_n)$ is the creation(annihilation) operator of the electron in the normal material and the index n includes all the quantum numbers such as momentum and spin, H_n is the Hamiltonian of the normal material, $E(n)$ is the eigenvalue of H_n , A_{kn} is the transmission amplitude on the left S/N interface. H_T in Eq. (21) describes the Andreev reflection and can allow us to consider the effect of the phase shifts acquired in the normal region. The current in this case is modified to read

$$I = \frac{8e}{h} \int_{-\infty}^{\infty} d\omega \text{Im} \left[\frac{(T_n \hat{G}_L^r(\omega) T_{n'}^* \hat{G}_R^r(\omega))_{11}}{D^r(\omega)} \right],$$

$$T_n = A_{kn} \hat{G}^r(r_R, r_L, n), T_{n'}^* = A_{kn}^* \hat{G}^a(r_R, r_L, n'), \quad (22)$$

where $\hat{G}^{r(a)}(r_R, r_L, n, \sigma)$ is the retarded (advanced) Green's function of the electron with energy $E(n)$ and spin σ in the normal region. When $r_R - r_L = L \ll \xi_0$, $\hat{G}^{r(a)}(r_R, r_L, n)$ is close to the Fermi distribution $f(E(n))$ and Eq. (22) has the same form to its short junction limit Eq. (20). However when $r_R - r_L = L \sim \xi_0$, because $E(n) = -E(n')$, $\hat{G}^r(r_R, r_L, n)$ and $\hat{G}^a(r_R, r_L, n')$ are not conjugate to each other. As a result, even the product $\hat{G}^r(r_R, r_L, n) \hat{G}^a(r_R, r_L, n')$ from the trajectories with an identical ensemble of scattering centers, which is corresponding to the ladder correction, is complex with a random phase instead of real. Therefore the ladder correction due to the impurity scattering is zero in the Josephson junction current. This is very different to the calculation of the conductance which is proportional to $|\hat{G}^{r(a)}(E = E_f)|^2$ where the ladder correction due to the impurities is nonzero. This is why impurity scattering will not affect the Josephson current. This can be confirmed from the experimental data of the Fraunhofer-like interference pattern of the critical current in the Josephson junctions.⁴² In those experiments, an oscillation with an amplitude of almost 100% of the total current were observed.⁴² Similarly in the ring Josephson junction with SOI, an oscillation due to the AC phase with a larger amplitude than that in the conductance experiments is expected.² Especially if a one channel ring limit is achieved, a 100% oscillation due to the AC phase should be observed. When the normal material is semiconducting, a tunable Josephson current controlled by a voltage can be obtained creating a Josephson field effect transistor,^{22,23,24} where the ring Josephson junction can be switched on and off by tuning the

AC-phase and carrier concentration. Recently, a voltage of -70 V has been reported to switch off a Al/InAs/Al Josephson junction.²⁴ Our result provides a new possible way to control the Josephson current by a gate voltage which can be as small as several meV² and much smaller than the gate voltage in normal Josephson field effect transistors.^{22,23,24}

IV. EXPERIMENT PROPOSAL

In this section, we discuss the feasibility of experiments to observe AC phase through the oscillation of the Josephson current. Our experimental proposal is based on the radio-frequency (rf) method^{36,44,45} which is a reliable method to measure the current-phase relation (CPR) of the Josephson current^{46,47}, especially for the small critical current even less than 50 nA.⁴⁶. Therefore this technique makes it possible to detect CPR in a S/Sm/S junction although there is a large Schottky barrier on the S/N interface. Our S/Sm/S junction, depicted in Fig. 1, is incorporated into a SQUID washer of very small and well defined inductance L , which is coupled inductively to a high quality tank circuit in resonance with quality Q and coupled strength k Fig. 8. The Joseph-

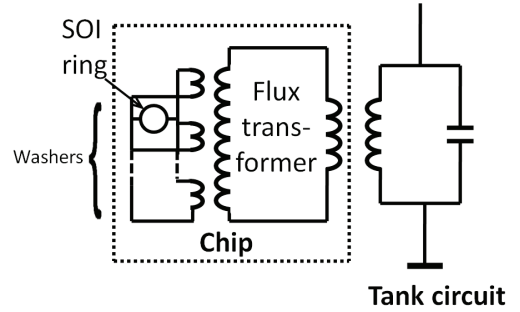


FIG. 8: Proposed experimental set-up.

son current I_s in the ring and the phase difference α of the DC current and voltage in the tank circuit have the relation⁴⁶

$$\begin{aligned} \tan(\alpha) &= \frac{k^2 Q \beta f'(\phi)}{1 + \beta f'(\phi)}, \\ I_s(\phi) &= \frac{I_c}{k^2 Q \beta} \int_0^\phi \tan \alpha(\phi) d\phi, \end{aligned} \quad (23)$$

where $\beta = 2\pi L I_c / \Phi_0$ is the normalized critical current, $f(\phi) = I_s(\phi) / I_c$ is the normalized current-phase relation and I_c is the critical current. Therefore, we can observe the oscillation of the Josephson current induced by AC phase by detecting the phase difference of the current and voltage in the tank circuit. According to the amplitude of the Josephson currents and the size of the Josephson junctions in Refs. 47,48,49 we can expect a Josephson current up to $I_c = 1 \mu\text{A}$ in the ring shape structure whose radius is $1 \mu\text{m}$ and width of each arm is 300 nm .

If we choose the inductance of the superconducting loop $L = 80\text{pH}$,³⁶ $k^2Q = 0.1$, the normalized critical current $\beta = 2\pi LI_c/\Phi_0 = 0.25$, the phase difference α of the current and voltage in the tank circuit will be in the range $(-0.02\text{rad}, 0.02\text{rad})$.

V. CONCLUSIONS

In this work we have studied the interplay between the critical Josephson current in a ring junction and the AC effect. We have calculated the Andreev levels in a Rashba type SOI ring system attached to two superconducting leads both analytically and numerically. Numerically, using the boundary condition of the multiple terminal junction in the tight-binding model, we calculate the Andreev levels and the Josephson currents in both short and long channel length limit. After considering the backscattering in the SOI ring, large Schottky barrier on the S/N interface, Fermi wavelength mismatch between the superconducting leads and semiconducting ring, and the effect of the impurities in the ring, we find that the oscillations of the Josephson current due to the AC phase are robust. The amplitude oscillation of the Josephson current due to the AC effect in the D-C Josephson junction is expected to be larger than the conductance oscillations observed in normal ring structures without superconducting elements. These results suggest an alternative and likely better way to observe the AC phase. Also, since one period oscillation of the AC phase only needs several meV, we provide a possible way to create Josephson junction FETs controlled by a voltage of the order of meV.

Acknowledgment

This work was supported support from ONR under Grant No. ONR-N000140610122, by NSF under Grant No. DMR-0547875, by the Research Corporation Cottrell Scholar Award, and by SWAN-NRI.

APPENDIX A: THE QUASIPARTICLE STATE WITHIN THE GAP

We presents the detail discussion of the quasiparticle states in the gap in this appendix. As we know that the quasiparticle states in the superconductor can be described by the Bogoliubov equation

$$\begin{pmatrix} H(r) & \Delta(r) \\ \Delta^* & -H(r) \end{pmatrix} \begin{pmatrix} u_k(r) \\ v_k(r) \end{pmatrix} = E \begin{pmatrix} u_k(r) \\ v_k(r) \end{pmatrix}, \quad (\text{A1})$$

where $H(r)$ is the one-electron Hamiltonian, defined as

$$H(r) = -\frac{\hbar^2}{2m^*} \nabla^2 + U(r) - \mu, \quad (\text{A2})$$

where μ is the electrochemical potential, $U(r)$ is the scalar potential and m^* is the effective mass. For a homogeneous superconductor with $\Delta(r)=\Delta_0$ and $U(r)=0$, the solution of Eq.A1 can be written as

$$\begin{pmatrix} u_k(r) \\ v_k(r) \end{pmatrix} = \exp(ikr) \begin{pmatrix} u_0 \\ v_0 \end{pmatrix}, u_0 = \cos(\frac{\theta}{2}), \\ v_0 = \sin(\frac{\theta}{2})e^{-i\phi}, E = \sqrt{(\frac{\hbar^2 k^2}{2m^*} - \mu)^2 + \Delta_0^* \Delta_0} \quad (\text{A3})$$

where $\cos \theta = (\frac{\hbar^2 k^2}{2m^*} - \mu)/E$, ϕ is the phase of the superconductor. $|k| > k_f$ is corresponding to electron-like quasiparticle because in this case, $\cos \theta > 0, \theta/2 < \pi/2, \cos(\theta/2) > \sin(\theta/2)$. For the similar reason, $|k| < k_f$ is corresponding to the hole-like quasiparticle. Here only the positive energy E is considered. In 1-d case, given energy $E > \Delta$, there are four quasiparticles, two of them are the right moving particles and the other two are the left moving particles. When considering $E < \Delta$, according to Eq.A7, the wave vector k satisfies

$$\frac{\hbar^2 k^2}{2m^*} - \mu = \pm i\epsilon, \quad (\text{A4})$$

where $\epsilon = \sqrt{\Delta^2 - E^2} > 0$. Therefor the wave vector k has to take the form

$$k = k_r + ik_i, \quad (\text{A5})$$

where the real part and imaginary part of k satisfy

$$\frac{\hbar^2 k_r k_i}{m} = \pm \epsilon, \\ \frac{\hbar^2}{2m^*} (k_r^2 - k_i^2) - \mu = 0. \quad (\text{A6})$$

Given energy $E < \Delta$, the wave vectors of the quasiparticles in this case are corresponding to the four solutions of Eq.A6. The solution of Eq.(A1) will be

$$u_0 = \frac{\sqrt{2}}{2}, v_0 = \frac{E \pm i\epsilon}{\Delta} e^{-i\phi} u_0. \quad (\text{A7})$$

As a result, $|u_0| = |v_0| = \frac{\sqrt{2}}{2}$.

If a normal conductor is coupled to a superconductor, a unique reflection with energy less than gap, namely Andreev reflection, can be observed. To calculate the scattering matrix in the interface, we must know the input and output particles, which are corresponding to the right moving and left moving particles separately, in the superconducting lead. It is easy to find them when the energy is larger than the superconducting gap. However, when the energy is less than the superconducting gap, the wave vector has to be analytic continuous to complex plane Eq.A5. It is hard to say which solution is corresponding the left moving or the right moving particle. We will figure out this problem by some concepts from retarded Green's function.

Retarded Green's function in the position and energy space, say $G(x, x', E_k)$, is viewed as two traveling wave

function outward from a source term $\delta(x-x')$. The opposite case is so called Advanced Green's function. One way to calculate S matrix is to use retarded Green function³³ but not Advanced Green's function because we are interested in the case that if there is an excitation at some point, how the excited particle travels away from the point of the excitation. This kind of retarded Green's function of a fermion is $\int_{-\infty}^{\infty} \frac{e^{ikx}}{E-E_k+i\delta} dk$ where $\delta > 0$, therefore we have a pole where $E_k = E + i\delta$. Physically we hope that when $x > 0$, the integral gives us the right moving particle and when $x < 0$, the integral gives us the left moving particle.

Now let us come back to our question. In our discussion, the energy E is chosen to be positive. As a result, E_k must be in the first quadrant of a energy complex plane and just a little bit above the real axis. Actually, Eq.(A5) is a general form of wave vector. k_i is infinitely small when energy $E > \Delta$ and finite when energy $E < \Delta$. Considering $E > \Delta$ and according to Eq.(A5), the energy of the quasiparticles can be written as

$$E_k = \sqrt{\left(\frac{\hbar^2 k^2}{2m^*} - \mu\right)^2 + \Delta_0^* \Delta_0 + 2i\left(\frac{\hbar^2 k^2}{2m^*} - \mu\right) \frac{\hbar^2 k_r k_i}{m}} \\ \simeq \sqrt{\left(\frac{\hbar^2 k^2}{2m^*} - \mu\right)^2 + \Delta_0^* \Delta_0 + i\left(\frac{\hbar^2 k^2}{2m^*} - \mu\right) \frac{\hbar^2 k_r k_i}{m}} \quad (\text{A8})$$

here k_i is infinitely small and we neglect the k_i^2 term. Since E_k is in the first quadrant of the complex plane, $\left(\frac{\hbar^2 k^2}{2m^*} - \mu\right) \frac{\hbar^2 k_r k_i}{m} > 0$. For the right moving electron-like quasiparticle Ψ_{re} , since $\left(\frac{\hbar^2 k^2}{2m^*} - \mu\right) > 0$ and $k_r > 0$, k_i must be also larger than zero, say the wave vector of the right moving electron-like quasiparticle of the first

quadrant in complex wave vector plane. For the similar reason we have the results that the left moving electron-like quasiparticle Ψ_{le} is in the third quadrant, the right moving hole-like quasiparticle Ψ_{rh} is in the second quadrant and the left moving hole-like quasiparticle Ψ_{lh} is in the fourth quadrant.

Although we get this result in the case $E > 0$, it is also valid when $E < 0$ because for the wave vectors, the case of $E < \Delta$ is just the analytical continuous of that of $E > \Delta$. The wave functions of these four quasiparticles within the superconducting gap are

$$\begin{aligned} \Psi_{re} &= \left(\frac{\sqrt{2}}{2} e^{-i\alpha} e^{-i\phi} \right) e^{i(|k_r|+|k_i|)x}, \\ \Psi_{le} &= \left(\frac{\sqrt{2}}{2} e^{-i\alpha} e^{-i\phi} \right) e^{-i(|k_r|+|k_i|)x}, \\ \Psi_{rh} &= \left(\frac{\sqrt{2}}{2} e^{i\alpha} e^{-i\phi} \right) e^{i(-|k_r|+|k_i|)x}, \\ \Psi_{lh} &= \left(\frac{\sqrt{2}}{2} e^{i\alpha} e^{-i\phi} \right) e^{i(|k_r|-|k_i|)x}, \end{aligned} \quad (\text{A9})$$

where $\alpha = \arccos(E/\Delta)$.

An interesting conclusion should be noticed that in both the left and right superconducting leads, exponentially decay quasiparticles are always the input particles and exponentially increase quasiparticles are always output particles. The velocity of the electrons and the current carried by these electrons can be calculated through the velocity operator and electron current operator

$$v = \langle \Psi | \hat{v} | \Psi \rangle = \begin{pmatrix} u_0^* & v_0^* \end{pmatrix} e^{-i(k_r - ik_i)x} \begin{pmatrix} -i\hbar \frac{\partial}{\partial x} & 0 \\ 0 & i\hbar \frac{\partial}{\partial x} \end{pmatrix} e^{i(k_r + ik_i)x} \begin{pmatrix} u_0 \\ v_0 \end{pmatrix} = 0, \quad (\text{A10})$$

$$\begin{aligned} I &= \langle \Psi | \hat{I} | \Psi \rangle = e \begin{pmatrix} u_0^* & v_0^* \end{pmatrix} e^{-i(k_r - ik_i)x} \begin{pmatrix} -i\hbar \frac{\partial}{\partial x} & 0 \\ 0 & -i\hbar \frac{\partial}{\partial x} \end{pmatrix} e^{i(k_r + ik_i)x} \begin{pmatrix} u_0 \\ v_0 \end{pmatrix} \\ &= e \frac{\hbar k_r}{m^*} e^{-2k_i x}, \end{aligned} \quad (\text{A11})$$

where e is the charge of an electron. The velocity of these decay quasiparticles are zero but the current carried by these are not zero. Although Eq.(A10) shows that the current is decay, since the quasiparticle will decay to cooper pair³⁴ which can carry a supercurrent, the total current due to one quasiparticle is $I = e \frac{\hbar k_r}{m^*}$

APPENDIX B: SPIN-ORBIT COUPLING IN A TIGHT BINDING MODEL RING SYSTEM

There have been many theoretical papers talking about the Rashba interaction in a ring system, such as the eigenenergy, wavefunction and so on by the analytical method in the continuous case and the exact transmission function through the numerical calculation in the tight binding model. However the eigenenergy and wavefunction in the tight binding model is still undiscussed. Although this is easy to be derived, we write down the conclusion briefly to make our paper more readable.

The Hamiltonian of the SOI ring system has been given in Eq15. Now we give this tight binding model Hamiltonian

of the electron around the point $\varphi = 0$.

$$H = \begin{pmatrix} 2t_0 & 0 & -t_0 & it_{so}e^{i\delta\varphi/2} & 0 & 0 \\ 0 & 2t_0 & it_{so}e^{-i\delta\varphi/2} & -t_0 & 0 & 0 \\ -t_0 & -it_{so}e^{i\delta\varphi/2} & 2t_0 & 0 & -t_0 & it_{so}e^{-i\delta\varphi/2} \\ -it_{so}e^{-i\delta\varphi/2} & -t_0 & 0 & 2t_0 & it_{so}e^{i\delta\varphi/2} & -t_0 \\ 0 & 0 & -t_0 & -it_{so}e^{-i\delta\varphi/2} & 2t_0 & 0 \\ 0 & 0 & -it_{so}e^{i\delta\varphi/2} & -t_0 & 0 & 2t_0 \end{pmatrix} \quad (B1)$$

$$\Psi_{e,n} = \begin{pmatrix} \sin(\frac{\gamma}{2})e^{-i(n-1)\delta\varphi} \\ \cos(\frac{\gamma}{2})e^{-in\delta\varphi} \\ \sin(\frac{\gamma}{2}) \\ \cos(\frac{\gamma}{2}) \\ \sin(\frac{\gamma}{2})e^{i(n-1)\delta\varphi} \\ \cos(\frac{\gamma}{2})e^{in\delta\varphi} \end{pmatrix}, \Psi_{e,m} = \begin{pmatrix} \cos(\frac{\gamma}{2})e^{-in\delta\varphi} \\ -\sin(\frac{\gamma}{2})e^{-i(n+1)\delta\varphi} \\ \cos(\frac{\gamma}{2}) \\ -\sin(\frac{\gamma}{2}) \\ \cos(\frac{\gamma}{2})e^{in\delta\varphi} \\ -\sin(\frac{\gamma}{2})e^{i(n+1)\delta\varphi} \end{pmatrix}. \quad (B2)$$

The eigenfunction of this tight binding model Hamiltonian is the same as the eigenfunction of the continuous Hamiltonian. Acting the tight binding model Hamiltonian Eq.B1 on the wave function Eq.B2 and focusing on $\varphi = 0$ gives us

$$\begin{aligned} \hat{H}\Psi_{e,n} &= \begin{pmatrix} 2t_0(1 - \cos(n-1)\delta\varphi) & 2t_{so}\sin(n - \frac{1}{2})\delta\varphi \\ 2t_{so}\sin(n - \frac{1}{2})\delta\varphi & 2t_0(1 - \cos(n\delta\varphi)) \end{pmatrix} \begin{pmatrix} \sin(\gamma/2) \\ \cos(\gamma/2) \end{pmatrix} \\ &= 2t_0(1 - \cos(n - \frac{1}{2})\delta\varphi) \cos(\frac{1}{2}\delta\varphi) \begin{pmatrix} \sin(\gamma/2) \\ \cos(\gamma/2) \end{pmatrix} + \\ &\quad \begin{pmatrix} -2t_0\sin(n - \frac{1}{2})\delta\varphi \sin(\frac{1}{2}\delta\varphi) & 2t_{so}\sin(n - \frac{1}{2})\delta\varphi \\ 2t_{so}\sin(n - \frac{1}{2})\delta\varphi & 2t_0\sin(n - \frac{1}{2})\delta\varphi \sin(\frac{1}{2}\delta\varphi) \end{pmatrix} \begin{pmatrix} \sin(\gamma/2) \\ \cos(\gamma/2) \end{pmatrix} \end{aligned} \quad (B3)$$

$$\begin{aligned} \hat{H}\Psi_{e,m} &= \begin{pmatrix} 2t_0(1 - \cos(m\delta\varphi)) & 2t_{so}\sin(m + \frac{1}{2})\delta\varphi \\ 2t_{so}\sin(m + \frac{1}{2})\delta\varphi & 2t_0(1 - \cos(m+1)\delta\varphi) \end{pmatrix} \begin{pmatrix} \cos(\gamma/2) \\ -\sin(\gamma/2) \end{pmatrix} \\ &= 2t_0(1 - \cos(m + \frac{1}{2})\delta\varphi) \cos(\frac{1}{2}\delta\varphi) \begin{pmatrix} \cos(\gamma/2) \\ -\sin(\gamma/2) \end{pmatrix} + \\ &\quad \begin{pmatrix} -2t_0\sin(m + \frac{1}{2})\delta\varphi \sin(\frac{1}{2}\delta\varphi) & 2t_{so}\sin(m + \frac{1}{2})\delta\varphi \\ 2t_{so}\sin(m + \frac{1}{2})\delta\varphi & 2t_0\sin(m + \frac{1}{2})\delta\varphi \sin(\frac{1}{2}\delta\varphi) \end{pmatrix} \begin{pmatrix} \cos(\gamma/2) \\ -\sin(\gamma/2) \end{pmatrix} \end{aligned} \quad (B4)$$

When $\gamma = \arctan(\frac{t_{so}}{t_0 \sin(\delta\varphi/2)})$, we have

$$\begin{aligned} E_{e,n} &= 2t_0(1 - \sqrt{1 + (t_{so}/t_0)^2} \cos[(n - 1/2)\delta\varphi + \beta]) \\ n_{\pm} &= \left(\pm \arccos \left((1 - \frac{E}{2t_0}) / \sqrt{1 + (\frac{t_{so}}{t_0})^2} \right) - \beta \right) / \delta\varphi + \frac{1}{2} \end{aligned} \quad (B5)$$

$$\begin{aligned} E_{e,m} &= 2t_0(1 - \sqrt{1 + (t_{so}/t_0)^2} \cos[(m + 1/2)\delta\varphi - \beta]) \\ m_{\pm} &= \left(\pm \arccos \left((1 - \frac{E}{2t_0}) / \sqrt{1 + (\frac{t_{so}}{t_0})^2} \right) + \beta \right) / \delta\varphi - \frac{1}{2} \end{aligned} \quad (B6)$$

where $\beta = \arccos(\frac{\cos(\delta\varphi/2)}{\sqrt{1 + (t_{so}/t_0)^2}})$, n_+ and m_+ are corresponding to the counterclockwise rotation electron and n_- and m_- are corresponding to the clockwise rotation electron.

We next show the equivalent between the continuous limit and the tight binding model by giving the detail proof of our statement that the term $w_{so} = (2\beta/\delta\varphi - 1)$ is equal to $(\sqrt{1 + Q_R^2} - 1)$ in the limit $a \rightarrow 0$. According to the

L' Hopital's rule, the term $(2\beta/\delta\varphi - 1)$ satisfies

$$\begin{aligned} \lim_{a \rightarrow 0} \frac{2\beta}{\delta\varphi} &= \frac{f(a)}{g(a)} = \lim_{a \rightarrow 0} \frac{f'(a)}{g'(a)}, \\ f(a) &= 2 \arccos\left(\frac{\cos(\delta\varphi/2)}{\sqrt{1 + (t_{so}/t_0)^2}}\right), \\ &= 2 \arccos\left(\frac{\cos(a/2r)}{\sqrt{1 + (\alpha ma/\hbar^2)^2}}\right), \\ g(a) &= \delta\varphi = a/r. \end{aligned} \quad (B7)$$

because $\lim_{a \rightarrow 0} \beta = 0$ and $\lim_{a \rightarrow 0} \delta\varphi = 0$. If we define $u(a) = \frac{\cos(a/2r)}{\sqrt{1+(\alpha m a/\hbar^2)^2}}$, we have

$$f'(a) = \frac{d \arccos(u)}{da} = -\frac{2}{\sqrt{1-u^2}} \frac{du}{da}, \quad (\text{B8})$$

where

$$\begin{aligned} 1 - u^2 &= 1 - \frac{\cos^2(a/2r)}{1 + (\alpha^2 m^2 a^2 / \hbar^4)} \\ &= \frac{1 + \alpha^2 m^2 a^2 / \hbar^4 - \cos^2(a/2r)}{1 + \alpha^2 m^2 a^2 / \hbar^4} \\ &\simeq 1 + \frac{\alpha^2 m^2 a^2}{\hbar^4} - (1 - \frac{a}{4r^2}) \\ &= a^2 (\frac{m^2 \alpha^2}{\hbar^4} + \frac{1}{4r^4}), \end{aligned} \quad (\text{B9})$$

$$\begin{aligned} \frac{du}{da} &= -\frac{1/2r \sin(a/2r)}{\sqrt{1 + \alpha^2 m^2 a^2 / \hbar^4}} - \frac{\cos(a/2r) \alpha^2 m^2 a / \hbar^4}{(1 + \alpha^2 m^2 a^2 / \hbar^4)^{3/2}} \\ &\simeq -a (\frac{1}{4r^2} + \frac{\alpha^2 m^2}{\hbar^4}). \end{aligned} \quad (\text{B10})$$

By inserting Eq.(B9,B10) to Eq.(B8), we find that

$$\begin{aligned} \lim_{a \rightarrow 0} f'(a) &= \frac{2}{a \sqrt{\alpha^2 m^2 / \hbar^4 + 1/4r^2}} a (\frac{\alpha^2 m^2}{\hbar^4} + \frac{1}{4r^2}) \\ &= 2 \sqrt{\frac{1}{4r^2} + \frac{\alpha^2 m^2}{\hbar^4}}. \end{aligned} \quad (\text{B11})$$

Substituting Eq. (B11) to Eq. (B7), we obtain the form

$$\begin{aligned} \lim_{a \rightarrow 0} \frac{2\beta}{\delta\varphi} &= \frac{f'(a=0)}{g'(a=0)} = \frac{2\sqrt{1/4r^2 + \alpha^2 m^2 a / \hbar^4}}{1/r} \\ &= \sqrt{1 + \frac{4\alpha^2 m^2 r^2}{\hbar^4}} = \sqrt{1 + Q_R^2}, \end{aligned} \quad (\text{B12})$$

which is exactly the same as our statement.

-
- ¹ Y. Aharonov and A. Casher, Phys. Rev. Lett. 53, 319 (1984).
² M. König, A. Tschetschetkin, E. M. Hankiewicz, Jairo Sinova, V. Hock, V. Daumer, M. Schäfer, C. R. Becker, H. Buhmann, and L.W. Molenkamp, Phys. Rev. Letters, 96,076804(2006).
³ B. Habib, E. Tutuc, and M. Shayagen, Appl. Phys. Lett. 90, 152104 (2007)
⁴ Diego Frustaglia and Klaus Richter, Rhys. Rev. B 69, 235310(2004).
⁵ Satofumi Souma and Branislav K. Nikolić, Phys. Rev. B, 70,195346(2004).
⁶ P. Lucignano, D. Giuliano, and A. Tagliacozzo, Phys. Rev. B 76, 045324(2007).
⁷ B. J. van Wees, Phys. Rev. Lett. 65, 255 (1990).
⁸ E. Simanek, Phys. Rev. B 55, 2772 (1997).
⁹ Jonathan R. Friedman and D. V. Averin, Phys. Rev. Lett. 88, 050403(2002).
¹⁰ W. J. Elion, J. J. Wachters, L. L. Sohn, and J. E. Mooij, Phys. Rev. Lett. 71, 2311 (1993).
¹¹ E. V. Bezuglyi, A. S. Rozhavsky, I. D. Vagner, and P. Wyder, Phys. Rev. B 66, 052508(2002).
¹² O. V. Dimitrova and M. V. Feigelman, ELECTRONIC PROPERTIES OF SOLIDS, 102, 652(2006).
¹³ L. Dell'Anna, A. Zazunov, R. Egger, and T. Martin, Phys. Rev. B, 75, 085305 (2007).
¹⁴ Z. H. Yang, Y. H. Yang, J. Wang, and K. S. Chan, JOURNAL OF APPLIED PHYSICS 103, 103905 (2008).
¹⁵ B. Béri, J. H. Bardarson, and C. W. J. Beenakker, Phys. Rev. B 77, 045311 (2008).
¹⁶ A. F. Andreev, Sov. Phys. JETP 19, 1228(1964).
¹⁷ Guy Deutscher, Rev. Mod. Phys 77, 109(2005).
¹⁸ A. F. Andreev, Sov. Phys. JETP 22, 455(1966).
¹⁹ I. O. Kulik, Zh. Eksp. Teor. Fiz. 57, 1745(1969)[Sov. Phys. JETP 30, 944(1970)].
²⁰ Philip F. Bagwell, Phys. Rev. B 46,12573(1992).
²¹ C. W. J. Beenakker, Phys. Rev. Letters 67,3836(1991).
²² T. D. Clark, R.J. Prance, A. D. C. Grassie: J. Appl. Phys. 51, 2736(1980).
²³ H. Takayanagi, T. Kawakami: Phys. Rev. Lett. 54, 2449(1985).
²⁴ Yong-Joo Doh, Jorden /a. van Dam, Aarnoud L. Roest, Erik P. A. Bakkers, Leo P. Kouwenhoven, Silvano De Franceschi, Science, 309, 272(2005).
²⁵ M. F. Borunda, Xin Liu, Alexey A. Kovalev, Xiong-Jun Liu, T. Jungwirth, L. W. Molenkamp, and Jairo Sinova.
²⁶ T. Schäpers, "Superconductor/Semiconductor Junctions", Springer Tracts in Modern Physics, 174, 2001
²⁷ Jian-Bai Xia, Phys. Rev. B, 45, 3593(1992).
²⁸ F. E. Meijer, A. F. Morpurgo, and T. M. Klapwijk, Phys. Rev. B 66, 033107(2002).
²⁹ Vinay Ambegaokar and Alexis Baratoff, Phys. Rev. Lett. 10, 486(1963).
³⁰ Alexandre M. Zagoskin, "Quantum Theory of Many-Body Systems: techniques and applications", New York: Springer(1998).
³¹ Diego Frustaglia and Klaus Richter, Phys. Rev. B 69, 235310(2004).
³² Gerald D. Mahan, "Many-Particle Physics" (The second Edition), Plenum Press • New York and London.
³³ Supriyo Datta, "Electronic Transport in Mesoscopic Systems", Cambridge University Press.
³⁴ G. E. Blonder, M. Tinkham, T.M. Klapwijk, Phys. Rev. B 25,4515 (1982).
³⁵ E. Abrahams, P. W. Anderson, D. C. Licciardello, and T. V. Ramakrishnan, Phys. Rev. Lett. 42, 673 (1979).
³⁶ A. A. Golubov, M. Yu. Kupriyanov, E. Il'ichev, Rev. Mod. Phys 76, 411 (2004).

- ³⁷ Charles, P. Poole, Jr. "The Handbook of superconductivity"
- ³⁸ E. A. Demler, G. B. Arnold, and M. R. Beasley, *Phys. Rev. B* 55, 15 174 (1997).
- ³⁹ V. V. Ryazanov, A. V. Veretennikov, V. A. Oboznov, A. Yu. Rusanov, V. A. Larkin, A. A. Golubov, and J. Aarts, *Physica C* 341-348, 1613 (2000).
- ⁴⁰ V. V. Ryazanov, V. A. Oboznov, A. Yu. Rusanov, A. V. Veretennikov, A. A. Golubov, and J. Aarts, *Phys. Rev. Lett.* 86, 2427(2001).
- ⁴¹ A. V. Veretennikov, V. V. Ryazanov, V. A. Oboznov, A. Yu. Rusanov, V. A. Larkin, and J. Aarts, *Physica B* 284-288, 495 (2000).
- ⁴² Antonio Barone, Gianfranco Parternò, "Physics and Applications of the Josephson Effect", A Wiley-Interscience publication, New York, 1982.
- ⁴³ A. Martín-Rodero, F. J. Carcía-Vidal, and A. Levy Yeyati, *Phys. Rev. Lett.* 72, 554 (1994).
- ⁴⁴ R. Rifkin, B.S. Deaver, *Phys. Rev. B* 13 (1976) 3894.
- ⁴⁵ E. Il'ichev et al., *Rev. Sci. Instr.* 72 (2001) 1882.
- ⁴⁶ E. Il'ichev et al., *Physica, C*, 352 (2001) 141.
- ⁴⁷ M. Grajcar, M. Ebel, E. Il'ichev, R. Kürsten, T. Matsuyama, U. Merkt, *Physica C* 372-376 (2002) 27-30.
- ⁴⁸ A. M. Marsh, D. A. Williams, and H. Ahmed, *Phys. Rev. B* 50, 8118 (1994).
- ⁴⁹ Yong-Joo Doh, et al. *Science* 309, 272 (2005).