

Information Accessibility and Cryptic Processes:  
Linear Combinations of Causal StatesJohn R. Mahoney,<sup>1</sup> Christopher J. Ellison,<sup>1,y</sup> and James P. Crutchfield<sup>1,2,z</sup><sup>1</sup>Complexity Sciences Center and Physics Department,  
University of California at Davis, One Shields Avenue, Davis, CA 95616<sup>2</sup>Santa Fe Institute, 1399 Hyde Park Road, Santa Fe, NM 87501

(Dated: February 22, 2024)

We show in detail how to determine the time-reversed representation of a stationary hidden stochastic process from linear combinations of its forward-time machine causal states. This also gives a check for the  $k$ -cryptic expansion recently introduced to explore the temporal range over which internal state information is spread.

PACS numbers: 02.50.-r, 89.70.+c, 05.45.Tp, 02.50.Ey

## INTRODUCTION

We introduced a new system “invariant” to the crypticity for stationary hidden stochastic processes to capture how much internal state information is directly accessible (or not) from observations [1, 2, 3]. Two approaches to calculate were given. The first, reported in Ref. [1] and Ref. [2], used the so-called mixed-state method, which employs linear combinations of a process’s forward-time machine. The second, appearing in Ref. [3], developed a systematic expansion ( $k$ ) as a function of the length  $k$  of observed sequences over which internal state information can be extracted. The mixed-state method is the most efficient way to calculate crypticity and other important system properties, such as the excess entropy  $E$ , since it avoids having to write out all of the terms required for calculating ( $k$ ). It also does not rely on knowing in advance a process’s cryptic order.

As such, we reported results in Ref. [3] that use the mixed-state method to, in a sense, calibrate the ( $k$ ) expansion and to understand its convergence.

Here we provide the calculational details behind those results. Generally, though, the goal is to find out what a stochastic process looks like when scanned in the “opposite” time direction. Specifically, starting with a given machine  $M$  of a process, calculate its reverse-time representation  $M^r$ . (The latter is not always minimal and so not, in that case, an machine.) This is done in two steps: (i) time-reverse  $M$ , producing  $\tilde{M} = T(M)$ , and (ii) convert  $\tilde{M}$  to a uni lar presentation  $U(\tilde{M})$  using mixed states, which are linear combinations of the states of  $\tilde{M}$ .

In the following, we show how to implement these steps for the various example processes presented in Ref. [3]: the Butterfly, Restricted Golden Mean, and Nem o Processes. We jump directly into the calculations, assuming the reader is familiar with Refs. [1], [2], and [3]. Those references provide, in addition, more discussion and motivation and reasonable list of citations.

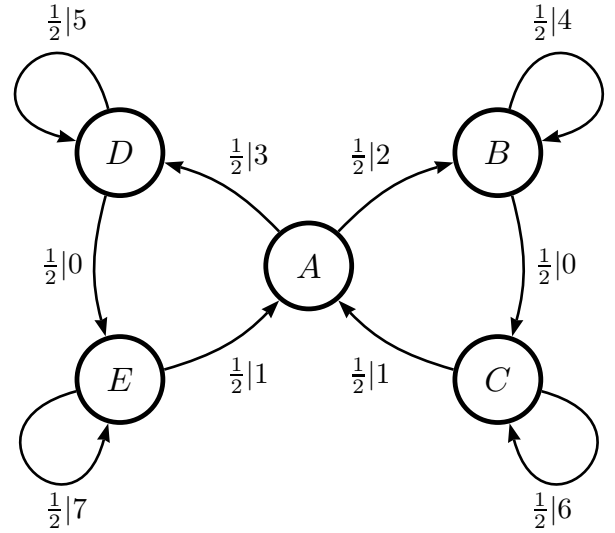


FIG. 1: A 2-cryptic process: The machine representation of the Butterfly Process. Edge labels  $t|x$  give the probability  $t = T_0^{(x)}$  of making a transition and from causal state  $t$  to causal state  $0$  and seeing symbol  $x$ .

## BUTTERFLY PROCESS

Figure 1 shows the machine for Ref. [3]’s Butterfly process| an output process over eight symbols  $A = f0;1;:::;7g$ .

Since its transition matrices are doubly stochastic, the stationary state distribution is uniform. This immediately gives its stored information: the statistical complexity is  $C = \log_2(5)$  bits. It also makes the construction of the time-reverse machine straightforward: We simply reverse the directions of all the arrows. (See Fig. 2.) Note that the time-reverse presentation is no longer uni lar and, therefore, it is not the reversed process’s machine.

Due to this we must calculate the mixed-state presentation to find a uni lar presentation. The calculated mixed states and the words which induce them are given in Table I.

The result is the reverse machine shown in Fig. 3.

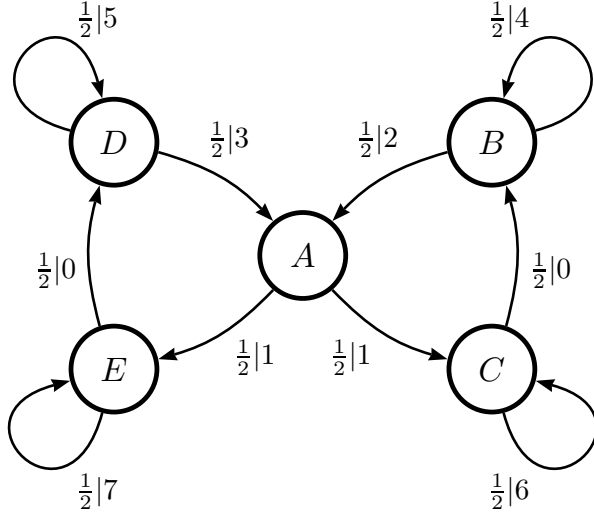


FIG . 2: Time-reversed Butterfly Process.

Allowed Words	or Previous Word
0	$(0, \frac{1}{2}, 0, \frac{1}{2}, 0)$
1	$(0, 0, \frac{1}{2}, 0, \frac{1}{2})$
2	$(1, 0, 0, 0, 0)$
3	2
4	$(0, 1, 0, 0, 0)$
5	$(0, 0, 0, 1, 0)$
6	$(0, 0, 1, 0, 0)$
7	$(0, 0, 0, 0, 1)$
02	2
03	2
04	4
05	5
10	0
16	6
17	7
21	1
42	2
44	4
53	2
55	5
60	4
66	6
70	5
77	7

TABLE I: Calculating the time-reversed Butterfly Process's machine via the forward machine's mixed states. The 5-vector denotes the mixed-state distribution ( $w$ ) reached after having seen the corresponding allowed word  $w$ . If the word leads to a unique state with probability one, we give instead the state's name.

Note that it has two more states than the original (forward) machine of Fig.1.

The stationary distribution of this reversed machine is  $\pi = (0.1; 0.2; 0.2; 0.15; 0.15; 0.1; 0.1)$ . Now we are in

position to calculate  $E$  using the result of Ref. [1]:

$$E = C \quad (1)$$

$$E = C \quad H \left[ \mathbb{S}^+ \left[ \frac{1}{X} \right] \right] \quad (2)$$

$$= C \quad H \left[ \mathbb{S}^+ \left[ \mathbb{P} = \left( \frac{1}{X} \right) \right] \right] : \quad (3)$$

In this case, we find a crypticity of:

$$= H \left[ \mathbb{S}^+ \left[ \mathbb{P} \right] \right]$$

$$= 0.1H \left[ \left( 0; \frac{1}{2}; 0; \frac{1}{2}; 0 \right) \right] + 0.2H \left[ \left( 0; 0; \frac{1}{2}; 0; \frac{1}{2} \right) \right]$$

$$+ 0.2H \left[ \left( 1; 0; 0; 0; 0 \right) \right] + 0.15H \left[ \left( 0; 1; 0; 0; 0 \right) \right]$$

$$+ 0.15H \left[ \left( 0; 0; 0; 1; 0 \right) \right] + 0.1H \left[ \left( 0; 0; 1; 0; 0 \right) \right]$$

$$+ 0.1H \left[ \left( 0; 0; 0; 0; 1 \right) \right]$$

$$= 0.1 + 0.2$$

$$= 0.3 \text{ bits:}$$

So,  $E = \log_2(5) - 0.3 = 2.0219$  bits, in accord with the result calculated via Thm. 1 of Ref. [3].

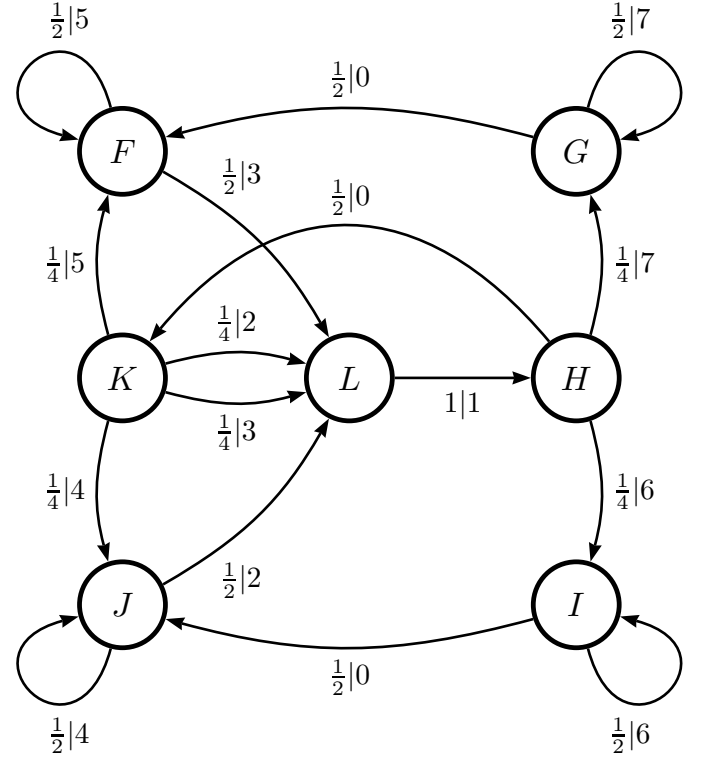


FIG . 3: Reverse Butterfly Process.

#### RESTRICTED GOLDEN MEAN PROCESS

For reference, we give the family of labeled transition matrices for the binary Restricted Golden Mean Process

(RGMP):

$$T^{(0)} = \begin{array}{c} \begin{array}{cccccc} 0 & & & & & 1 \\ 0 & \frac{1}{2} & 0 & 0 & 0 & 0 \\ 0 & 0 & 0 & 0 & 0 & 0 \\ 0 & 0 & 0 & 0 & 0 & 0 \\ 0 & 0 & 0 & 0 & 0 & 0 \\ \vdots & \vdots & \vdots & \vdots & \vdots & \vdots \\ 0 & 0 & 0 & 0 & 0 & 0 \end{array} \end{array}$$

and

$$T^{(1)} = \begin{array}{c} \begin{array}{cccccc} 0 & & & & & 1 \\ \frac{1}{2} & 0 & 0 & 0 & 0 & 0 \\ 0 & 0 & 1 & 0 & 0 & 0 \\ 0 & 0 & 0 & 1 & 0 & 0 \\ 0 & 0 & 0 & 0 & 1 & 0 \\ \vdots & \vdots & \vdots & \vdots & \vdots & \vdots \\ 1 & 0 & 0 & 0 & 0 & 0 \end{array} \end{array} :$$

Its machine is given in Fig.4 and its stationary distribution is:

$$= \frac{2}{k+2}; \frac{1}{k+2}; \frac{1}{k+2}; \dots; \frac{1}{k+2} :$$

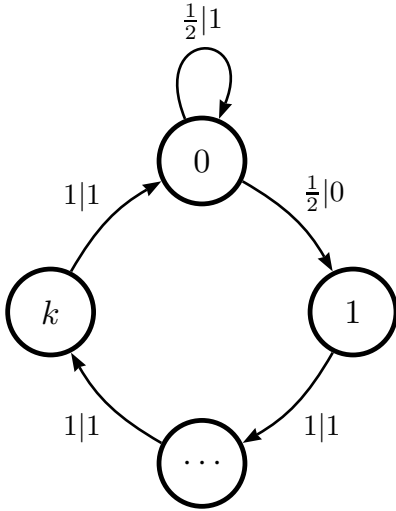


FIG . 4: The machine for the Restricted Golden Mean Process.

Through other methods, we can show that the RGMP is reversible. We "push" RGMP to an edge machine presentation and "pull"  $T(RGMP)$  also the same type of presentation. (An edge machine presentation of a machine  $M$  has states that are the edges of  $M$ .) These machines are the same. Therefore, the forward and reverse machines are the same and, moreover, we can use the same mixed-state inducing word list. It is easy to see that one such list is  $(0;01;011;\dots;01^k)$ . Table II gives the mixed states for these allowed words. It is also reasonably clear from the above mixed-state presentation that these correspond to the recurrent causal states for the time-reversed process's machine.

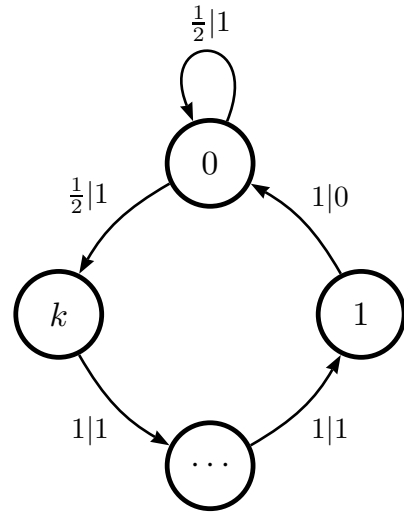


FIG . 5: Time-reversed presentation of the Restricted Golden Mean Process.

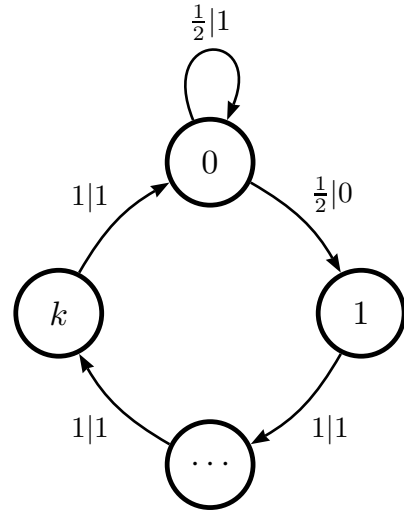


FIG . 6: Reverse Restricted Golden Mean Process.

With this, we can now compute  $H[S^+ \mathcal{B}]$ , as follows:

$$H[S^+ \mathcal{B} = 0] = H[(1;0^k)] = 0 \text{ and } H[S^+ \mathcal{B} = 0(1)^n] = H\left[\left(\frac{1}{2^n}; 0^{k-n}; \frac{1}{2^1} \frac{1}{2^2} \frac{1}{2^3}; \dots; \frac{1}{2^n}\right)\right] :$$

So that, in general, we have:

$$H[S^+ \mathcal{B}] = \sum_{n=1}^{K-1} \frac{1}{k+2} H\left[\left(\frac{1}{2^n}; 0^{k-n}; \frac{1}{2^1} \frac{1}{2^2} \frac{1}{2^3}; \dots; \frac{1}{2^n}\right)\right] + \frac{2}{2+k} H\left[\left(\frac{1}{2^k}; \frac{1}{2^1} \frac{1}{2^2} \frac{1}{2^3}; \dots; \frac{1}{2^k}\right)\right] :$$

Allowed Words	or Previous Word
0	$(1; 0^k)$
1	$(\frac{1}{k+1}; \frac{1}{k+1}; \dots; \frac{1}{k+1})$
01	$(\frac{1}{2}; 0^{k-1}; \frac{1}{2})$
10	0
11	$\frac{1}{k} (\frac{1}{2}; 1; 1; \dots; 1; \frac{1}{2})$
$\vdots$	$\vdots$
$0(1)^n$ for $1 \leq n \leq k$	$(\frac{1}{2^n}; 0^{k-n}; \frac{1}{2^{n-1}}; \frac{1}{2^{n-2}}; \dots; \frac{1}{2^n})$
$1(1)^n$ for $1 \leq n \leq k$	$\frac{1}{k-n+1} (\frac{1}{2^n}; 1^{k-n}; \frac{1}{2^{n-1}}; \frac{1}{2^{n-2}}; \dots; \frac{1}{2^n})$
$0(1)^k$	$(\frac{1}{2^k}; \frac{1}{2^{k-1}}; \frac{1}{2^{k-2}}; \dots; \frac{1}{2^k})$
$1(1)^k$	$0(1)^k$
$0(1)^k 0$	0
$0(1)^k 1$	$0(1)^k$

TABLE II: Calculating the reversed RGMP using mixed states over the machine states.

It can then be shown that:

$$\begin{aligned}
 H[(\frac{1}{2^n}; 0^{k-n}; \frac{1}{2^{n-1}}; \frac{1}{2^{n-2}}; \dots; \frac{1}{2^n})] \\
 &= H[(\frac{1}{2^n}; \frac{1}{2^{n-1}}; \frac{1}{2^{n-2}}; \frac{1}{2^{n-3}}; \dots; \frac{1}{2^n})] \\
 &= 2 - 2^{(1-n)} :
 \end{aligned}$$

Therefore, returning to the causal-state conditional entropy of interest, we have:

$$\begin{aligned}
 H[S^+ | \mathcal{F}] &= \frac{1}{k+2} \sum_{n=1}^k (2 - 2^{(1-n)}) + \frac{2}{2+k} (2 - 2^{(1-k)}) \\
 &= \frac{1}{k+2} (2(k-1) + 2(2 - 2^{(1-k)})) \\
 &= \frac{2k}{k+2} :
 \end{aligned}$$

With a few more steps, we arrive at our destination | the RGMP's informational quantities:

$$\begin{aligned}
 C &= \log_2(k+2) - \frac{2}{k+2} ; \\
 &= \frac{2k}{k+2} ; \text{ and} \\
 E &= \log_2(k+2) - \frac{2(k+1)}{k+2} :
 \end{aligned}$$

#### NEMO PROCESS

We now demonstrate how to calculate  $C$  and  $E$  for Ref. [3]'s 1-cryptic process | the Nemo Process | using mixed-state methods. As emphasized in Ref. [3], the  $k$ -cryptic expansion there cannot be applied in this case. Thus, the Nemo Process demonstrates that Refs. [1] and [2]'s mixed-state method is essential.

Figure 7 shows  $M^+$ , the machine for the forward-

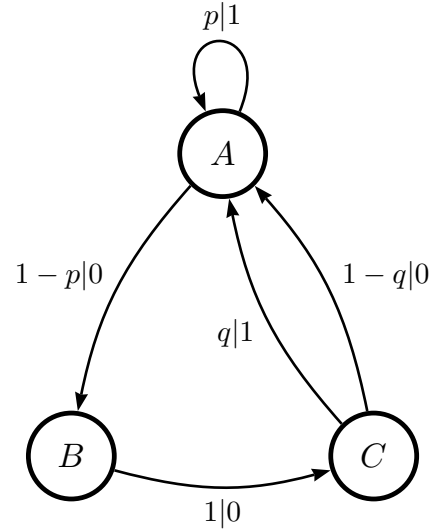


FIG. 7: The machine for the 1-cryptic Nemo Process.

scanned Nemo Process. Its transition matrices are:

$$\begin{aligned}
 T^{(0)} &= \begin{matrix} & \begin{matrix} A & B & C \end{matrix} \\ \begin{matrix} A \\ B \\ C \end{matrix} & \begin{pmatrix} 0 & 1 & p \\ 0 & 0 & 1 \\ 1 & q & 0 \end{pmatrix} \end{matrix} \text{ and} \\
 T^{(1)} &= \begin{matrix} & \begin{matrix} A & B & C \end{matrix} \\ \begin{matrix} A \\ B \\ C \end{matrix} & \begin{pmatrix} p & 0 & 0 \\ 0 & 0 & 0 \\ q & 0 & 0 \end{pmatrix} \end{matrix} :
 \end{aligned}$$

The stationary state distribution is the normalized left-eigenvector of  $T = T^{(0)} + T^{(1)}$  and is given by:

$$\Pr(S^+) = \frac{1}{3-2p} \begin{pmatrix} A & B & C \\ 1 & 1 & p \end{pmatrix} :$$

Then, the statistical complexity is the Shannon entropy over these states:

$$\begin{aligned}
 C &= H[S^+] \\
 &= \log_2(3-2p) - \frac{2(1-p)}{3-2p} \log_2(1-p) :
 \end{aligned}$$

The next step is to construct the time-reversed presentation  $\tilde{M}^+ = T(M^+)$ , shown in Fig. 8. The transition

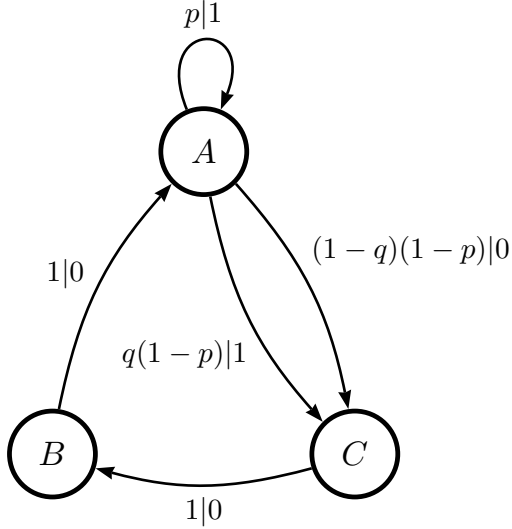


FIG. 8: The time-reversed presentation,  $\widetilde{M}^+ = T(M^-)$ , of the Nem o P rocess.

matrices of this machine are:

$$\mathbb{P}^{(0)} = \begin{array}{c} \begin{array}{ccc} & \begin{array}{c} A \quad B \quad C \end{array} \\ \begin{array}{c} A \\ B \\ C \end{array} & \begin{array}{ccc} \begin{array}{c} 0 \\ 1 \\ 0 \end{array} & \begin{array}{c} 0 \\ 0 \\ 1 \end{array} & \begin{array}{c} (1-q)(1-p) \\ 0 \\ 0 \end{array} \end{array} \end{array} \text{ and}$$

$$\mathbb{P}^{(1)} = \begin{array}{c} \begin{array}{ccc} & \begin{array}{c} A \quad B \quad C \end{array} \\ \begin{array}{c} A \\ B \\ C \end{array} & \begin{array}{ccc} \begin{array}{c} p \\ 0 \\ 0 \end{array} & \begin{array}{c} 0 \\ 0 \\ 0 \end{array} & \begin{array}{c} q(1-p) \\ 0 \\ 0 \end{array} \end{array} \end{array} :$$

Finally, we construct the mixed-state presentation of the time-reversed presentation,  $U(\widetilde{M}^+)$ , which is shown in Fig. 9. On doing so, we obtain the following mixed states:

$$\begin{aligned} D \quad (1) &= \frac{1}{p+q-pq} \begin{array}{ccc} A & B & C \\ p & 0 & q(1-p) \end{array} ; \\ E \quad (01) &= \frac{1}{p+q-pq} \begin{array}{ccc} A & B & C \\ 0 & q & p(1-q) \end{array} ; \text{ and} \\ F \quad (001) &= \frac{1}{p+q-pq} \begin{array}{ccc} A & B & C \\ q & p(1-q) & 0 \end{array} : \end{aligned}$$

These mixed states form the reverse machine causal states, which are exactly the same as the forward machine. Thus, the Nem o P rocess is causally reversible. The mixed states are distributions giving the probabilities of the forward causal states conditioned on a reverse

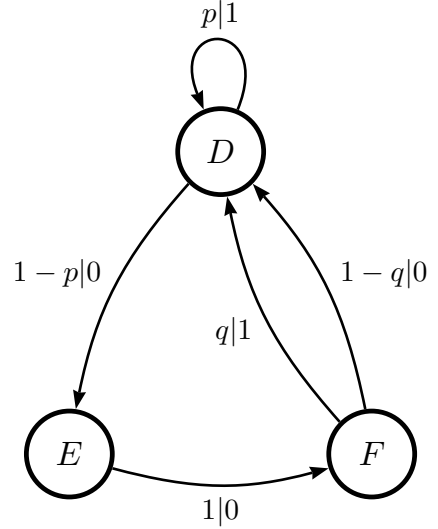


FIG. 9: The reverse machine for the Nem o P rocess.

causal state:

$$\Pr(S^+ | \mathcal{F}) = \frac{1}{p+q-pq} \begin{array}{ccc} & \begin{array}{c} A \quad B \quad C \end{array} \\ \begin{array}{c} D \\ E \\ F \end{array} & \begin{array}{ccc} \begin{array}{c} p \\ 0 \\ q \end{array} & \begin{array}{c} 0 \\ q \\ p(1-q) \end{array} & \begin{array}{c} q(1-p) \\ p(1-q) \\ 0 \end{array} \end{array} :$$

We use this to directly compute:

$$\begin{aligned} H[S^+ | \mathcal{F}] &= \frac{1}{3-2p} \frac{p}{p+q-pq} \log_2 \frac{p+q-pq}{p} \\ &+ \frac{q(1-p)}{p+q-pq} \log_2 \frac{p+q-pq}{q(1-p)} \\ &+ \frac{2(1-p)}{3-2p} \frac{q}{p+q-pq} \log_2 \frac{p+q-pq}{q} \\ &+ \frac{p(1-q)}{p+q-pq} \log_2 \frac{p+q-pq}{p(1-q)} : \end{aligned}$$

Finally, we have:

$$\begin{aligned} E &= C - H[S^+ | \mathcal{F}] \\ &= \log_2(3-2p) - \frac{2(1-p)}{3-2p} \log_2(1-p) \\ &\quad - \frac{1}{3-2p} \frac{p}{p+q-pq} \log_2 \frac{p+q-pq}{p} \\ &\quad + \frac{q(1-p)}{p+q-pq} \log_2 \frac{p+q-pq}{q(1-p)} \\ &\quad + \frac{2(1-p)}{3-2p} \frac{q}{p+q-pq} \log_2 \frac{p+q-pq}{q} \\ &\quad + \frac{p(1-q)}{p+q-pq} \log_2 \frac{p+q-pq}{p(1-q)} : \end{aligned}$$

## CONCLUSION

The detailed calculations make evident that Refs. [1] and [2]'s mixed-state method gives a new level of di-

rect analysis for the informational properties of stationary stochastic processes, such as the crypticity and the excess entropy. The complementary approach given by the crypticity expansion  $(k)$  is useful in understanding information accessibility| how internal state information is spread over time in measurement sequences [3]. Nonetheless, while  $(k)$  can be calculated in particular finite cases, the mixed-state method is the most general and efficient method.

<sup>y</sup> Electronic address: cellison@cse.ucdavis.edu

<sup>z</sup> Electronic address: chaos@cse.ucdavis.edu

- [1] J. P. Crutchfield, C. J. Ellison, and J. Mahoney. Time's barbed arrow: Irreversibility, crypticity, and stored information. submitted, 2009. [arxiv.org/0902.1209](http://arxiv.org/0902.1209) [cond-mat].
- [2] C. J. Ellison, J. R. Mahoney, and J. P. Crutchfield. Prediction, retrodiction, and the amount of information stored in the present. [arxiv: 0905.3587](http://arxiv.org/0905.3587) [cond-mat], 2009.
- [3] J. R. Mahoney, C. J. Ellison, , and J. P. Crutchfield. Information accessibility and cryptic processes. submitted, 2009. [arxiv.org/0905.4787](http://arxiv.org/0905.4787) [cond-mat].

---

Electronic address: jmahoney@ucdavis.edu