

Dynamics and ordering of the nucleationless island formation in heteroepitaxy

Jean-Noel Agra^{1,2}, Thomas Frisch¹, and Alberto Verga¹

¹ Institut Matériaux Microélectronique Nanosciences de Provence,
Aix-Marseille Université, UMR 6242, 13397 Marseille, France

² Institut de Recherche sur les Phénomènes Hors Équilibre,
Aix-Marseille Université, UMR 6594, 13384 Marseille, France

(Dated: February 22, 2024)

Abstract

We study the morphological evolution of strained islands in growing crystal films by use of a continuum description including wetting, elasticity and deposition flux. Wetting breaks translational invariance, allowing the flux to tune different nonlinear regimes. Increasing the flux, we find first an annealing-like dynamics, then a slower but non-conventional ripening followed by a steady regime, while the island density continuously increases. The islands develop spatial correlations and ordering with a narrow two-peaked distance distribution and ridge-like clusters of islands for high flux.

PACS numbers: 68.55.-a, 81.15.Aa, 68.35.Ct

Non-equilibrium crystal growth is questioning many fundamental and experimental issues in particular in the domain of self-organization of nanostructures [1, 2, 3, 4, 5]. For example, quantum dots has lead to numerous applications [6] such as photovoltaic cells, memory storage or light emission. However, the different scenarios governing island formation are still challenged as regards their density, size distribution and spatial ordering. We focus here on the properties of islands produced in heteroepitaxy.

When a film is coherently deposited on a substrate with a lattice mismatch, it experiences an elastic stress that can be relieved by a morphological evolution. For strong enough mismatch, islands are nucleated in an abrupt two to three dimensions transition. However, for intermediate mismatch, the evolution begins by surface diffusion with a nucleationless ripple formation [7, 8, 9, 10] which results from an elastic instability reminiscent of the Asaro-Tiller-Grinfeld instability [11, 12]. Contrarily to the evolution in thick films [11], no dislocations are generated in thin films where instead the ripples transform smoothly into islands separated by a wetting layer [9]. This scenario requires full understanding of the nonlinear regime which involves nonlocal elastic interactions [13, 14, 15, 16, 17]. Crucial for possible application, the resulting spatial order depends strongly on the growth dynamics. Hence, the question we address in this Letter is the influence of the dynamics on the spatial organization of the islands. To tackle this problem, we use a continuum modelization of the crystal accounting both for wetting and elastic interactions. Wetting, which breaks the translational invariance in the growth direction, introduces a significant flux dependence. Consequently, we find different nonlinear regimes as the flux F increases. Departing from the near annealing case, island ordering arises first as clusters form. Then, for high enough fluxes, the island density is frozen and the dot density and ordering are maximum.

The dynamics of a surface during crystal growth involves different mechanisms such as diffusion, attachment or relaxation. The evolution of its interface $z = H(\mathbf{r}; t)$ at position $\mathbf{r} = (x; y)$ with time t can be written as

$$\frac{\partial H}{\partial t} = V[H] + a_f F; \quad (1)$$

where $V[H]$ is dictated by the predominant mechanisms at stake while a_f is the film lattice parameter. In homoepitaxy, symmetry constraints enforce V to depend only on the slope of H [5] so that F disappears in the Galilean transformation $H(\mathbf{r}; t) = F t + h(\mathbf{r}; t)$. This invariance is violated in heteroepitaxy when a film is coherently deposited on a substrate.

We consider a film evolving in the Stransky-Krastanov mode, with a dynamics due to surface diffusion induced by chemical potential gradients. Hence,

$$V[H] = D \nabla^2 \frac{\mu}{1 + \int \nabla^2 r_s^2} ; \quad (2)$$

where D is a diffusion coefficient, r_s , the surface gradient, and μ , the surface chemical potential given by the functional derivative $\mu = (\delta E^{\text{el}} + \delta F^{\text{s}}) / \delta H$, where $F^{\text{s}} = \int \frac{1}{1 + \int \nabla^2 r_s^2}$ and F^{el} is the elastic free energy. Wetting is embedded in the H -dependence of the surface energy μ , which describes the change with H of the local environment of a particle when the film/substrate interface is present [18], and which precisely breaks translational invariance in the z direction. Note that neither alloying nor anisotropy are considered here, which can prove significant in some systems [19, 20].

To x scales, we choose to depict a $\text{Ge}_{0.75}\text{Si}_{0.25}$ -like film deposited on a Si substrate with a reference lattice with a substrate (film) lattice parameter $a_s = 0.27 \text{ nm}$ ($a_f = 1.01a_s$). Surface diffusion is given by $D = D_s \exp[-E_d/k_B T] a_f^4 = k_B T$ with $E_d = 0.83 \text{ eV}$ and $D_s = 8.45 \cdot 10^{10} \text{ m}^2/\text{s}$, see e.g. [12], and the working temperature is 700°C . The film surface energy is $\gamma_f = 1.3 \text{ J/m}^2$ and we extrapolate ab-initio calculations for Si/Ge systems [21] by considering $\gamma(h) = \gamma_f [1 + c_w \exp(-h/\lambda)]$ where $\lambda = a_f$ and $c_w = 0.09$. The characteristic length and time scales are then $l_0 = E^0 / (2(1 + \gamma_f))$ and $t_0 = l_0^4 / D$, where $E^0 = E_f (a_f - a_s)^2 = a_s^2 (1 - \gamma_f)$ is an elastic energy density involving the film Poisson ratio and Young modulus γ_f and E_f , whose values are $l_0 = 27 \text{ nm}$ and $t_0 = 25 \text{ s}$.

Mechanical equilibrium is supposed to be achieved on time scales faster than the system evolution, which enforces the Lamé equations $\partial_q \sigma_{pq} = 0$ to be valid in the film and substrate. The stress tensor σ_{pq} is a linear function of the strain tensor $e_{pq} = \frac{1}{2} (\partial_q u_p + \partial_p u_q) - e_{pq}^r$ where u is the displacement with respect to the substrate reference state. The reference strain is $e_{pq}^r = (1 - a_f/a_s) \delta_{pq} (\delta_{px} + \delta_{qy})$ in the film and 0 otherwise, where δ_{pq} is the Kronecker symbol with $p, q = x, y, z$. To simplify calculations, we consider isotropic elasticity and identical film and substrate elastic constants as coherent epitaxy involves similar materials. This approximation neglects higher order terms and ensures the translational invariance with z of the elastic energy; consequently, in the Galilean frame $h = H - h(t)$, the dependence on $h(t)$ will appear exclusively through the wetting term. The Lamé equations are then solved thanks to Fourier transforms with respect to r [16] with the following boundary conditions: the film/substrate interface is coherent with continuous stresses, and the film/vacuum surface

is free, with a negligible surface stress. To solve the latter condition, we use here the small-slope approximation amenable for arbitrary deposited thicknesses, contrarily to the thin-film approximation used in [16]. Writing \bar{h} the spatial average of h , we suppose a shallow modulation where $h - \bar{h}$ is small compared to the lateral characteristic length of order l_0 , and get displacements and E^1 , the elastic energy density $\frac{1}{2} \epsilon_{pq} \epsilon_{pq}$ computed at the film surface, up to second order in this small parameter. Considering $h = a_f F t$, the second term in the r.h.s. of Eq. (1) cancels out, so that

$$\frac{\partial h}{\partial t} = \frac{n}{1 + c_w e^{(h + F t)}} - h \frac{c_w e^{(h + F t)}}{1 + \frac{1}{2} h^2} + H_{ii}(h) + 2h \bar{h} + \frac{1}{2} h^2 + \frac{1}{2} H_{ij} [h_{ijk} h_{kl}(h)] + H_{ij}(h) h_{jkl} h_{kl}(h) ; \quad (3)$$

in units of l_0 and t_0 and with $F = a_f F t_0 / l_0$. The long-range elastic interactions enforce the non-analytic behavior of the operator

$$H_{ij}[h] = F^{-1} f(k_i k_j = \delta_{ij}) F[h] ; \quad (4)$$

defined with Fourier transforms F over r and wavevector k , where the indices run over x, y . The nonlinear terms are given with $\epsilon_{ijij} = 1$, $\epsilon_{iijj} = \epsilon_{ijji} = \frac{1}{2}$ when $i \neq j$ and 0 otherwise. It is worthwhile to realize that a lone term h^2 in the r.h.s. of (3) would be ruled out by symmetry considerations [5] but is allowed here when put in balance with the nonlocal nonlinear terms. Indeed, taking into account both local and nonlocal terms ensure the invariance of the elastic energy under the transformation $h \rightarrow h + h(t)$ for arbitrary $h(t)$.

We performed numerical simulations of Eq. (3) using a pseudo-spectral method. We consider an initial roughness of amplitude 1 monolayer (ML) given by a random profile. The initial film height is $h_0(t=0) = 7 \text{ ML}$ just below the elastic instability threshold $h_c' = 8.2 \text{ ML}$ defined below. Similarly to the annealing case [16], the simulations reveal that the combination of wetting and nonlinear nonlocal elastic terms prevents the finite-time singularities, which in thick films, lead to dislocations [11]. In addition, we find that the system evolution depends strongly on the deposition flux. Different curves of the roughness $w = [h^2] - [h]^2$ as function of the deposited height $h_d = F t$ are depicted in Fig. 1 for different fluxes. The roughness first increases exponentially in a linear-like dynamics. After a first inflexion point, the system enters a first nonlinear stage where w is constant, and after a second

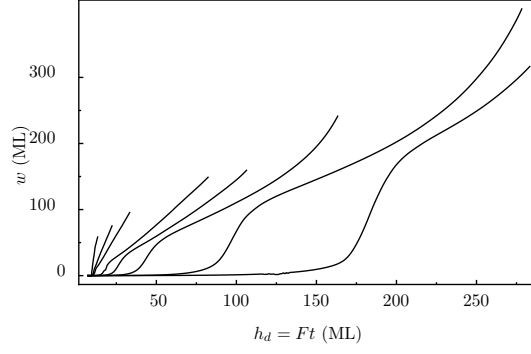


FIG. 1: Simulation results of the roughness evolution with the deposited height for, from left to right, $F = 10^{-4}; 5 \cdot 10^{-4}; 10^{-3}; 5 \cdot 10^{-3}; 10^{-2}; 2 \cdot 10^{-2}; 5 \cdot 10^{-2}; 10^{-1}$ ML/s.

one, displays a faster than linear roughness increase. The deposited heights corresponding to these inflexions increase linearly with the flux, though the different curves cannot be rescaled on a single one, signaling different ripening mechanisms depending on the flux.

To evaluate the time of emergence of the islands, we define a dynamical critical height $h_s(F)$ after which w is greater than $w_s = 3$ ML. It is well fitted by an affine law $h_s = 10 + 1200F$ (ML) with a limit at low flux greater than h_c due to the threshold present in the definition of h_s . The values of h_s obtained here for $T = 700^\circ\text{C}$ differ from the smaller values of the apparent critical thickness derived with the analysis of [12]. The latter is defined via a comparison of relative growth rates, whereas h_s is defined here directly from the roughness which is independent of the reference frame. The dynamical critical height h_s is related to the growth in the linear regime and can be roughly estimated. In the linear approximation, in small, the evolution of (3) can be reformulated in Fourier space as

$$\hat{h}(k; t) = \hat{h}(k; t_0) \exp \int_{t_0}^t ds \quad k; h_0 + F s \quad ; \quad (5)$$

where

$$(k; h) = -k^2 c_w e^{-h} = -2 + \frac{1}{k} \frac{d}{dh} k^3 - k^4 (1 + c_w e^{-h}) : \quad (6)$$

By definition of h_c , $(k; h)$ is negative for $h < h_c$ and otherwise positive in a h -dependent k -interval. To estimate h_s , we consider an initial undulation with wavevector k and an initial amplitude $h_{1,0} = 1$ ML. We can solve exactly for $h_1(r; t)$ and the critical deposited height and $h_s(F) = \frac{1}{2} + W(-3c_w(1 + k^2 e^{-2}) \exp(-h_0)) = k^2 e^{-2}$, with the product-log function W and the length $h_0 = h_c + 4c_w(1 + k^2 e^{-2}) e^{-h_0} = k^2 + F \log(w_s = h_{1,0}) = k^4$. Considering $k = 0.35$, the solution is well fitted by $h_s(F) = 10 + 1300F$ (ML) which is a rough estimate of h_s for the




FIG. 2: Typical island configurations in the nonlinear regime for $F =$ (a) 10^{-4} , (b) 10^{-2} , (c) 10^{-1} M L/s in a $128 l_0 \times 128 l_0$ system.

ful equation at low flux. Similarly to the numerical results, h_s increases nearly linearly with F in the regime of parameters studied here. Also, the limit at low fluxes is greater than the instability critical height h_c due to the threshold in the definition of h_s . These results could be confronted to experiments investigating the appearance of islands as function of the ratio $D = F$.

Above the critical height, the system enters the nonlinear regime characterized by islands surrounded by a wetting layer growing both by deposition and coarsening, see Fig. 2. The island density is then plotted in Fig. 3 for different fluxes. The islands appear all the later that the flux is high, as a result of the competition between the instability time scale and the deposition growth. In addition, the dynamics depends strongly on the flux. At low flux, the island density is convex, similarly to the annealing case, when the system has time to coarsen by surface diffusion. However, in the intermediate regime for F in between F_1 and F_2 with $F_1 \approx 10^{-2}$ M L/s and $F_2 \approx 5 \cdot 10^{-2}$ M L/s, the density evolution becomes concave, whereas in the steady regime, $F > F_2$, the island density is constant in a large time interval. The values of F_1 and F_2 depend on the temperature and the details of the wetting that are set here with typical coefficients. In all regimes, the island density, together with their areal coverage, at a given deposited height, is an increasing function of the flux and saturates at a value limited by the linear instability wavelength. This observation indicates a route for controlling the island density. We find also that, in the intermediate and steady regimes, the areal coverage first increases with the deposited height even in the nonlinear stage.

The change of dynamics from a convex island density evolution in the annealing-like case to a concave one for growing films is similar to the results of the experiments by Floro and co-workers [10] where the negativeness of d^2/dt^2 is signaling a non standard ripening. Indeed, a typical coarsening dynamics tends to decrease its driving force resulting in a damped evolution. A faster dynamics can nevertheless be apprehended within a mean-field approach

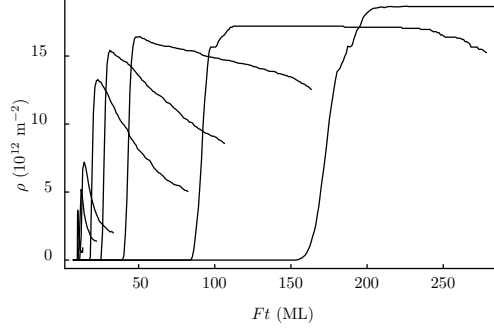


FIG. 3: Island density as function of the deposited height with, from left to right, the fluxes of Fig. 1.

describing the island size distribution evolution due to chemical potentials accounting for elastic interactions [10]. These long range interactions are precisely the central ingredient of (3) which can lead to such a dynamics when coupled with deposition growth and our simulations exhibit a regime where this concave evolution is to be expected. Moreover, in all regimes, the dot density evolution is slowed down even when it is given as a function of the instability time scale instead of the deposited height. Hence, even if a wetting layer has developed and allows surface diffusion, the stabilization of the islands results from an effective weakening of surface diffusion currents when deposition is present.

The different nonlinear regimes are moreover characterized by different spatial organization, see Fig. 2. At low flux, the islands do not exhibit strong spatial correlations, similarly to the annealing case [16], while for higher flux, island decimation, driven by surface diffusion, leads to the emergence of island clusters. These clusters, absent in the annealing case, involve more and more islands as F increases (Fig. 2). To quantify these correlations, we first assign an area mass center to each island and construct a Delaunay triangulation for this set of points. The typical nearest neighbor distance histograms in the nonlinear regimes are then plotted in Fig. 4. At low flux, the histogram displays a broad bell shape with a modulation reminiscent of the instability initial stages, where, beside the first peak near the initial wavelength $\lambda \approx 20l_0$, the other peaks arise as coarsening is fully developed. For intermediate flux, the histogram is significantly narrowed with a main peak near λ , and other peaks which positions increase slightly with time as island decimation occurs. In the steady high flux regime, Fig. 4c), ordering is maximal and is described by a narrow distance distribution with two peaks related to the typical distance between two islands in a

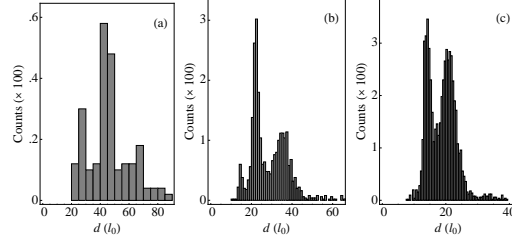


FIG . 4: Island distance distribution corresponding to Fig. 2

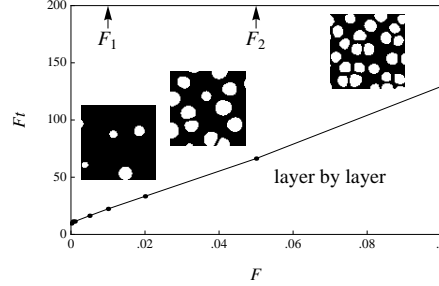


FIG . 5: The kinetic phase diagram as function of the deposited height $h_d = Ft$ and the flux. For a given flux, growth proceeds mainly layer by layer up to the dynamical critical height h_s (solid line). Above, for $F < F_1$, surface diffusion is efficient and an annealing-like ripening proceeds. For $F_1 < F < F_2$, a non-conventional coarsening is at stake where the island density decreases faster than linearly. Finally, for $F > F_2$, ripening is frozen by the deposition growth, the island density stays constant and highly correlated islands tend to form ridge-like structures.

cluster and between clusters. The first peak arises at a position significantly lower than the instability wavelength λ , signaling a narrowing of the distance between mass centers during clustering at high flux, while the second peak sticks at λ . In this case, a particular ordering is observed in Fig. 2c) as islands self-organize in ridge-like patterns which result from elastic interactions and stabilization of the nonlinear regime by the flux. Finally, note that the histograms of the Voronoi tessellation do not give relevant information here, contrarily to systems with island nucleation. These results are summarized by the kinetic phase diagram in Fig. 5.

As a conclusion, we studied the influence of a deposition flux on the growth dynamics leading to island formation. We used a continuum description of the elastic instability accounting for wetting and nonlocal elasticity effects where the flux arises in a nontrivial way. We found three different nonlinear regimes, depending on the flux and characterized

by different spatial ordering and dynamics. At low flux, an annealing-like dynamics is at stake. Increasing the flux, we find spatial correlations where dots gather in clusters, together with a non-conventional ripening. For high flux, ripening is frozen as surface diffusion effects are inhibited by deposition growth and the dot density is maximum. The nearest neighbor distance distribution exhibits a first peak linked to the distance between two islands in a cluster which decreases, and a second one related to the cluster distance. These results indicate a way to tune different spatial ordering and are calling for experimental examination.

Ecole Centrale Marseille

- [1] V. Shchukin, N. Ledentsov, and D. Bimberg, *Epitaxy of Nanostructures* (Springer, 2003); V. A. Shchukin and D. Bimberg, *Rev. Mod. Phys.*, **71**, 1125 (1999).
- [2] J. Stangl, V. Holy, and G. Bauer, *Rev. Mod. Phys.* **76**, 725 (2004).
- [3] C. Teichert, *Physics Report* **365**, 335 (2002).
- [4] A. Pinelli and J. Villain, *Physics of Crystal Growth* (Cambridge University Press, 1998).
- [5] A.-L. Barabasi and H. E. Stanley, *Fractal concepts in surface growth* (Cambridge University Press, 1995).
- [6] D. D. Vvedensky, *Frontiers in Nanoscience and Nanotechnology* (Oxford University Press, Oxford, England, in press), chap. Quantum Dots: Self-organized and self-limiting structures.
- [7] P. Sutter and M. G. Lagally, *Phys. Rev. Lett.* **84**, 4637 (2000).
- [8] R. M. Tromp, F. M. Ross, and M. C. Reuter, *Phys. Rev. Lett.* **84**, 4641 (2000).
- [9] I. Berbezier, A. Ronda, and A. Portavoce, *J. Phys.: Condens. Matter* **14**, 8283 (2002).
- [10] J. A. Flobro, M. B. Sinclair, E. Chason, L. B. Freund, R. D. Twisten, R. Q. Hwang, and G. A. Lucadamo, *Phys. Rev. Lett.* **84**, 701 (2000).
- [11] H. Gao and W. Nix, *Annu. Rev. Mater. Sci.* **29**, 173 (1999).
- [12] B. J. Spencer, P. W. Voorhees, and S. H. Davis, *Phys. Rev. Lett.* **67**, 3696 (1991).
- [13] B. J. Spencer, S. H. Davis, and P. W. Voorhees, *Phys. Rev. B* **47**, 9760 (1993).
- [14] Y. Xiang and W. E, *J. Appl. Phys.* **91**, 9414 (2002).
- [15] A. A. Golovin, S. H. Davis, and P. W. Voorhees, *Phys. Rev. E* **68**, 056203 (2003).
- [16] J.-N. Aza, T. Frisch, and A. Verga, *Phys. Rev. B* **76**, 165319 (2007).
- [17] M. S. Levine, A. A. Golovin, S. H. Davis, and P. W. Voorhees, *Phys. Rev. B* **75**, 205312 (2007).

- [18] B. J. Spencer, Phys. Rev. B 59, 2011 (1999).
- [19] Y. Tu and J. Terso, Phys. Rev. Lett. 93, 216101 (2004).
- [20] J. Terso, B. J. Spencer, A. Rastelli, and H. von Kanel, Phys. Rev. Lett. 89, 196104 (2002).
- [21] M. J. Beck, A. van de Walle, and M. A. Sta, Phys. Rev. B 70, 205337 (2004); G. H. Lu and F. Liu, Phys. Rev. Lett. 94, 176103 (2005).