

Stoner ferromagnetic phase of a graphene in the presence of an in-plane magnetic field

A. Qaimzadeh^{1,2} and R. Asgari¹¹School of Physics, Institute for Research in Fundamental Sciences, (IPM) 19395-5531 Tehran, Iran²Institute for Advanced Studies in Basic Sciences (IASBS), Zanjan, 45195-1159, Iran

(Dated: February 21, 2024)

We study the effects of an in-plane magnetic field on the ground state properties of both gapless and gapped graphene sheets within Random Phase Approximation. The critical magnetic field which leads to a fully spin polarized phase increases by decreasing the carrier density at zero gap indicating that no spontaneous magnetic phase transition occurs. However, at large energy gap values it decreases by decreasing the density. We find a continuous quantum magnetic phase transition (Stoner phase) for Dirac fermions in a doped graphene sheet. Novel in-plane magnetic field dependence of the charge and spin susceptibilities are uncovered.

PACS numbers: 71.10.Ca, 72.10.-d, 73.20.At, 72.25.Dc, 73.50.Fq

I. INTRODUCTION

Graphene is an atomically thin two-dimensional (2D) electron system composed of carbon atoms on a honeycomb lattice. Several experimental groups have recently¹ introduced techniques which enabled isolation and study of systems with one or a small number of graphene layers. The interesting physics of graphene systems stems from the fact that its envelope-function of low-energy Schrödinger equation is equivalent to the massless 2D Dirac equation. In the case of graphene the spinor structure in the Dirac equation refers to sublattices of its honeycomb structure and its Brillouin-zone valleys, instead of the spin degrees of freedom and the electron-positron picture. Graphene, therefore, presents a new type of many-body problem in which the noninteracting low-energy quasiparticle dynamics² is effectively described by a 2D massless Dirac Hamiltonian $\hat{H}_0 = \hbar v_F \hat{\sigma} \cdot \mathbf{k}$, with two chiral eigenvalues, ϵ_k where $\epsilon_k = \hbar v_F |\mathbf{k}|$, with $v_F \approx 10^6$ m/sec, is the Fermi velocity of carriers. The chirality plays an important role in the novel electronic properties of graphene.

The strength of interaction effects in an ordinary two-dimensional electron gas (2DEG) increases with decreasing the carrier density. At low densities, the effective velocity is suppressed, the charge compressibility changes sign from positive to negative, and the spin-susceptibility is strongly enhanced. In the Dirac-like electrons in graphene, it has been shown^{3,4} that the velocity is enhanced rather than suppressed, and that the compressibility, always remains positive, and the spin-susceptibility is suppressed. These qualitative differences are due to the exchange interactions between electrons near the Fermi surface and electrons in the negative energy sea. The interband excitations are closely analogous to the virtual particle-antiparticle excitations of a truly relativistic electron gas.

Conventional 2DEG has been a fertile source of surprising new physics for more than four decades. In recent years, because of the important and novel physical properties found in both theoretical and technological appli-

cations, there has been a large amount of theoretical and experimental studies on the effects of parallel magnetic field B in a 2DEG. A great deal of activity was spawned in the last decade to understand the apparent metal-insulator transition observed in Si-MOSFET and GaAs based structures.⁵ Although the basic mechanism and the existence of a quantum phase transition is still a matter of on-going debate, experiments have amassed a wealth of data on the transport properties of the 2D electron systems in the metallic state. Zhang and Das Sarma⁶ investigated the ground-state properties of the 2DEG in the presence of an in-plane magnetic field B using random phase approximation (RPA). They showed that for small Wigner-Seitz density parameter $r_s = (na_B^2)^{-1/2}$ in which a_B is the Bohr radius in the medium of interest and in the absence of the magnetic field the system prefers to be in a paramagnetic state. As B increases the ground-state energy is minimized at a special nonzero spin polarization denoted by α . The degree of spin polarization is defined as $\alpha = (n_\uparrow - n_\downarrow)/(n_\uparrow + n_\downarrow)$, and $n_{\uparrow(\downarrow)}$ is electron density with spin up (down). When B increases to a critical value B_c in which the system is fully spin polarized, there exist two values, smaller and equal to one, where the total energy is minimized. They have shown that the first order phase transition from paramagnetic to ferromagnetic takes place. Importantly, beyond the critical field the energy minimum is at $\alpha = 1$ and the system is fully spin polarized.

Subas and Tanatar⁷, on the other hand, studied the same system by using a parameterized expression for the correlation energy provided by the quantum Monte Carlo (QMC) simulations.⁸ They found that the 2DEG in the presence of an in-plane magnetic field B ($B < B_c$) undergoes a first order phase transition to the ferromagnetic state (Bloch ferromagnetism) in the density regions associated with $0 < r_s < 7$ and $20 < r_s < 25$, while for $7 < r_s < 20$ their results predicted a continuous phase transition (Stoner ferromagnetism).

In an electron gas system the physical observable quantities most directly related to the energy are the compressibility which measures the stiffness of the system against changes in the density of electrons and the spin-

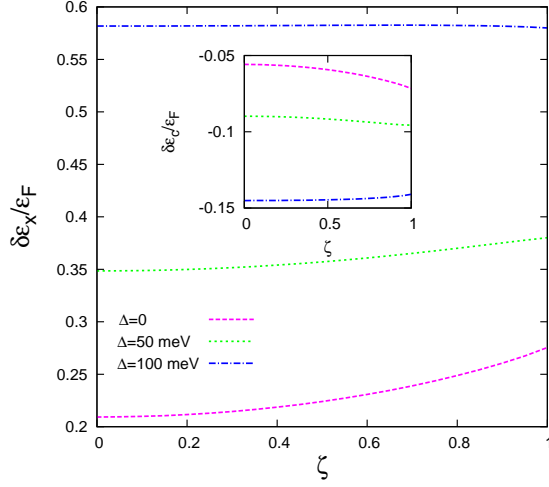


FIG. 1: (color online). Exchange energy as a function of degree of spin polarization, ζ , for various gap energies. In the inset: the correlation energy as a function of ζ for various gap energies.

susceptibilities. In bulk electronic systems, the spin-susceptibility can usually be extracted successfully from total magnetic susceptibility measurements. This is, however, likely to be challenging in the case of single-layer graphene. In the 2DEG, on the other hand, information about the spin-susceptibility can often be extracted from weak-field magneto-transport experiments using a tilted magnetic field to distinguish spin and orbital response.

Recently, Hwang and Das Sarma⁹ have shown that the in-plane magnetic field induces graphene magneto-resistance which is negative for intrinsic gapless graphene while for extrinsic gapless graphene, magneto-resistance is a positive value at fields lower than the critical magnetic field and negative above the critical magnetic field. The effect of in-plane magnetic field on microwave magneto-transport¹⁰ in doped graphene is an open problem.

The purpose of this paper is to study the effects of in-plane magnetic field on disorder free doped graphene at zero temperature. These effects are very important and have some novel and unusual properties in comparison to the conventional 2DEG. We have revisited the problem of the compressibility and spin-susceptibilities in the presence of an in-plane magnetic field and find that the charge compressibility exhibits a crossover between paramagnetic and ferromagnetic phases depending on the carrier density and the gap values. Before describing the details of the theory and presenting our results, we point out that the most novel electronic properties of graphene which will be discussed here are based on interband interaction and exchange interaction between electrons near the Fermi surface in graphene sheets.

The content of the paper is as follows. In Section II we discuss about our theoretical model which contains the Zeeman energy. Our numerical results are given in Section III. Eventually, Section IV contains the summary

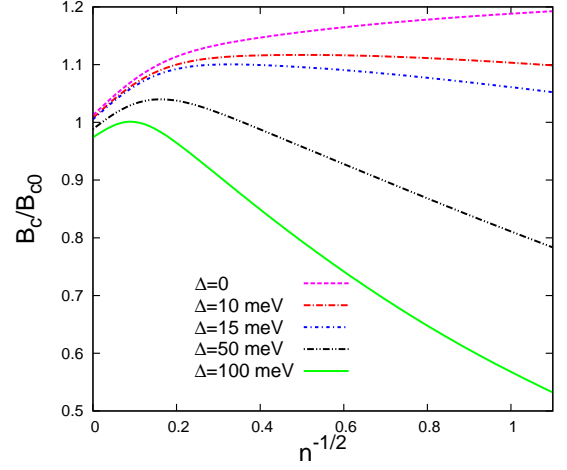


FIG. 2: (color online). Critical magnetic field as a function of inverse square root of density (n in units of 10^6 cm^{-2}) for various gap energies.

and conclusions.

II. THEORETICAL MODEL

We consider a doped graphene sheet with a peculiar gap opening due to sublattice symmetry breaking where 2D massive Dirac fermions at low energy is described by noninteracting Hamiltonian¹⁴ $\hat{H}_0 = \hbar v_F \nabla$. There are two eigenvalues E_k where $E_k = \hbar v_F \sqrt{\frac{k^2}{2} + \frac{\Delta^2}{4}}$ is the spectrum of particle with $\Delta = m v_F^2$ is the gap energy. The results of gapless graphene can be obtained by setting $\Delta = 0$. It should be noted that the in-plane magnetic field couples not only to the spin degrees of freedom in a quasi-2DEG which leads to the spin polarization of the carriers, but also to the orbital motion of the carriers^{6,7,11,12,13} due to the finite quantum well thickness. However, because of the absence of thickness in graphene, the applied B couples only with spin of the carriers and leads to the spin polarization of them. Due to the Zeeman spin-splitting effect we have a shift in the Fermi wave vector for up and down spins $k_F^\pm = k_F (1 \pm \frac{\Delta}{2 E_F})$ where $k_F = \sqrt{4 n / g_s g_v}$ is the unpolarized Fermi wave vector, n is the 2D electron density and $g_s = 2$ and $g_v = 2$ are the spin and valley degeneracy, respectively. The coupling constant in graphene sheets is density independent and given by $g_r = g_s g_v e^2 / \epsilon$ where ϵ is the average dielectric constant of the substrate and air. For a typical substrate (e.g. SiC or SiO₂) the dielectric constant is between 1 and 2.

The total energy per particle in the presence of an in-plane magnetic field B as a function of the density n , the spin polarization ζ , the gap energy Δ and the coupling

constant ϵ_{gr} takes the following form

$$\epsilon_{\text{tot}}(n; \mathbf{q}; B) = \epsilon_{\text{kin}}(n; \mathbf{q}; B) + \epsilon_{\text{x}}(n; \mathbf{q}; B) + \epsilon_{\text{c}}(n; \mathbf{q}; B) + \epsilon_{\text{z}}(\mathbf{q}; B); \quad (1)$$

where

$$\epsilon_{\text{kin}}(n; \mathbf{q}; B) = \frac{g_v}{6n} \frac{v_F^2 k_F^2}{v_F^2} (1 + \frac{q^2}{k_F^2}) + \frac{q^2}{2} \frac{v_F^2 k_F^2}{v_F^2} (1 + \frac{q^2}{k_F^2})^3 \frac{g}{2} \quad (2)$$

is the kinetic energy per particle and

$$\epsilon_{\text{x}}(n; \mathbf{q}; B) = \frac{1}{4n} \sum_{\mathbf{q}} \frac{d^2 q}{(2)^2} V_{\mathbf{q}} \frac{1}{0} d! \quad (3)$$

is the exchange energy. $\epsilon_{\text{z}}(\mathbf{q}; B)$ is the zero temperature noninteracting polarization function for doped graphene¹⁴ which is given by

$$\begin{aligned} \epsilon_{\text{z}}^{(0)}(\mathbf{q}; B) = & \frac{g_v}{2} \frac{v_F^2 k_F^2}{v_F^2} f + \frac{q^2}{2} \frac{1}{4} \frac{1}{\frac{q^2}{k_F^2} + \frac{q^2}{k_F^2}} + \frac{1}{2} \frac{1}{\frac{q^2}{k_F^2} + \frac{q^2}{k_F^2}} (1 - \frac{4}{\frac{q^2}{k_F^2} + \frac{q^2}{k_F^2}}) \tan^{-1} \left(\frac{q}{\frac{q^2}{k_F^2} + \frac{q^2}{k_F^2}} \right) \\ & - \frac{q^2}{4} \frac{1}{\frac{q^2}{k_F^2} + \frac{q^2}{k_F^2}} e^4 (1 - \frac{4}{\frac{q^2}{k_F^2} + \frac{q^2}{k_F^2}}) f \sin^{-1} \left(\frac{2}{\frac{q^2}{k_F^2} + \frac{q^2}{k_F^2}} \right) \sin^{-1} \left(\frac{2}{\frac{q^2}{k_F^2} + \frac{q^2}{k_F^2}} \right) \\ & - \frac{q^2}{4} \frac{1}{\frac{q^2}{k_F^2} + \frac{q^2}{k_F^2}} e^4 \left(\frac{2}{\frac{q^2}{k_F^2} + \frac{q^2}{k_F^2}} \right) \left(1 + \frac{4}{\frac{q^2}{k_F^2} + \frac{q^2}{k_F^2}} \right) \left(\frac{2}{\frac{q^2}{k_F^2} + \frac{q^2}{k_F^2}} \right)^2 \\ & + \frac{q^2}{4} \frac{1}{\frac{q^2}{k_F^2} + \frac{q^2}{k_F^2}} e^4 \left(\frac{2}{\frac{q^2}{k_F^2} + \frac{q^2}{k_F^2}} \right) \left(1 + \frac{4}{\frac{q^2}{k_F^2} + \frac{q^2}{k_F^2}} \right) \left(\frac{2}{\frac{q^2}{k_F^2} + \frac{q^2}{k_F^2}} \right)^2 g; \end{aligned} \quad (4)$$

where $\epsilon_{\text{z}}^{(0)} = \frac{p}{2} \frac{v_F^2 k_F^2}{v_F^2} + \frac{q^2}{2}$ and $V_{\mathbf{q}} = \frac{e^2}{2\epsilon_0} \frac{1}{q}$ is the 2D Coulomb interaction. Moreover, the correlation energy per particle³ in RPA is given by

$$\epsilon_{\text{c}}(n; \mathbf{q}; B) = \epsilon_{\text{x}}(n; \mathbf{q}; B) + \frac{1}{2n} \sum_{\mathbf{q}} \frac{d^2 q}{(2)^2} \frac{1}{0} d! \ln \left[1 - V_{\mathbf{q}} \left(\frac{\epsilon_{\text{z}}^{(0)}(\mathbf{q}; B) + \epsilon_{\text{z}}^{(0)}(\mathbf{q}; B)}{2} \right) \right]; \quad (5)$$

and finally the Zeeman energy per particle is $\epsilon_{\text{z}}(\mathbf{q}; B) = \frac{B}{2} \frac{1}{B}$ where B is the Bohr magneton. In the above equation we have used the fluctuation-dissipation theorem¹⁵. In order to make the exchange and correlation energies finite, we might subtract^{3,14} the vacuum polarization energy contributions from the exchange and correlation energies $\epsilon_{\text{x}}(\mathbf{q}; B) \neq 0 = \epsilon_{\text{x}}(\mathbf{q}; B) - \epsilon_{\text{x}}(\mathbf{q}; B) = 0$. Due to the conserved number of states in the Brillouin zone, we do need an ultraviolet momentum cut-off k_c which is approximated by $k_c^2 = (2)^2 A_0$ where A_0 is the area of the unit cell in the honeycomb lattice. The dimensionless parameter is defined as $k_c = k_F$.

The total energy per particle for a gapless graphene in the noninteracting electron scheme is given by

$$\epsilon_{\text{tot}}^0(n; \mathbf{q}; B) = \frac{g_v}{6n} \frac{v_F^2 k_F^2}{v_F^2} [(1 + \frac{q^2}{k_F^2})^3 + (1 - \frac{q^2}{k_F^2})^3] \frac{B}{2} \quad (6)$$

where $\epsilon_F = v_F k_F$ is the Fermi energy of the gapless graphene. The minimum of the noninteracting energy as

a function of spin polarization occurs at $q = 2 \frac{B}{B} \frac{1}{B} (\frac{v_F^2 k_F^2}{v_F^2})^{1/2} = \frac{v_F^2 k_F^2}{v_F^2}$. Setting $\epsilon = 1$ allows us to determine the critical magnetic field $B_{c0}(n)$ corresponding to the fully spin polarized system. The critical magnetic field for the noninteracting system is $B_{c0} = \frac{v_F^2 k_F^2}{v_F^2} = \frac{1}{2} \frac{B}{B}$.

To calculate $\epsilon_{\text{z}}(B)$ for the interacting case, the total energy in Eq. (1) needs to be minimized with respect to ϵ and then the critical magnetic field B_c can be found for the fully spin polarized case. At a finite magnetic field the energy minimum occurs at nonzero polarization $0 < \epsilon < 1$. Beyond the critical field the energy minimum is at $\epsilon = 1$ and the system is fully polarized. In general, the critical magnetic field takes the form

$$\frac{B_c}{B_{c0}} = \frac{p}{2} \frac{1}{v_F^2 k_F^2} [(2 \frac{v_F^2 k_F^2}{v_F^2} + \frac{q^2}{k_F^2})^{1/2} + 2 \frac{\partial \epsilon_{\text{z}}}{\partial \epsilon}]_{\epsilon=1} \quad (7)$$

III. NUMERICAL RESULTS

We now turn to the presentation of our numerical results. We consider $\epsilon_{gr} = 1$ which is an appropriate value for graphene placed on the SiC substrates and we choose the gap values between 0 and 100 meV which is observed in typical experiments.

In Fig. 1 we plot the exchange (in the inset: correlation) energy of graphene as a function of ϵ for a range of q values. The exchange energy is positive because our

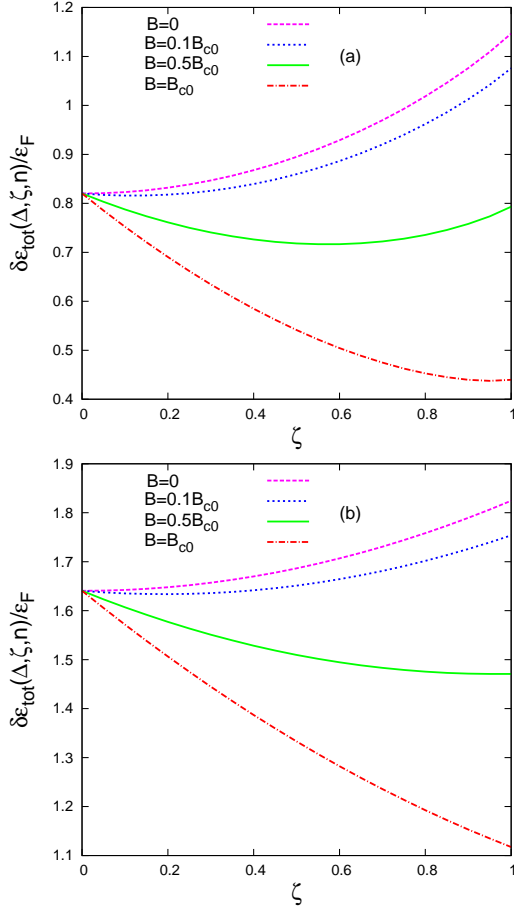


FIG. 3: (color online). Total energy as a function of spin polarization for various magnetic fields for (a): $\mu = 0$ and (b): $\mu = 100$ meV at $n = 100$.

regularization procedure implicitly selects the chemical potential of undoped graphene as the zero of energy. It would be noted that $\epsilon_x = \epsilon_{j=1} > 0$ at small n and it changes the sign at large gap values. The slope of exchange and correlation energies with respect to n around $n = 1$ have opposite signs. Note that both ϵ_x and ϵ_c have the same density dependence and they both increase with decreasing density.³ These arguments will be useful in describing the critical magnetic field given by Eq. 7.

In Fig. 2, we plot the calculated critical field B_c which polarizes the quasiparticles for the interacting case in the units of the critical field for noninteracting Dirac massless fermions B_{c0} , as a function of inverse square root of the density. The critical field increases by decreasing the density of carriers for massless case due to the impact of exchange energy (see Eq. 7). This particular feature is in contrast to the 2DEG in which the reduction of carrier density leads to the decline of the critical field.^{7,11} This distinguished behavior is a direct result of the chirality in the massless Dirac fermions and interband interaction features. The critical fields, on the other hand, have a non monotonic behavior at small gap values. It

increases by decreasing the density till it reaches to the maximum value and then decreases at very low density values because of the competition between the exchange and correlation energy contributions, as shown in Fig. 1. We have found that B_c vanishes at about $n = 10^8 \text{ cm}^{-2}$ for $\mu = 100$ meV. This is a similar behavior to the conventional 2DEG where system goes to the fully polarized state spontaneously at a special density, $r_s = 25.5$ calculated within Monte Carlo simulations⁸ or $r_s = 5.5$ based on RPA calculation.¹¹

Moreover, at low density region associated with large μ , we found no indication for a spontaneous magnetic phase transition for small n even at large coupling constants. These results are in contrast to the results reported in Ref. [16] where the exchange term, the Hartree-Fock theory was only used. In that work, the authors found that exchange interactions between Dirac fermions can stabilize a ferromagnetic phase at low doping when the coupling is sufficiently large. We have not found any evidence for this instability using RPA calculations. The RPA is a minimal dielectric scheme that allows quantitative predictions beyond the Hartree-Fock theory. In the present case of a two-dimensional electron gas on a graphene sheet, the Hartree-Fock exchange contribution to the ground-state energy is positive. In our work we clearly show that the RPA correlation energy is negative.

Furthermore, it is shown¹⁷ that the kinetic energy enhancement of the spin-polarization phase nearly cancels the exchange enhancement and the correlation energy plays a dominant residual role. Therefore, the inclusion of the correlation energy suppresses the spin-polarized phase found in the exchange only calculation in gapless graphene. In examining the tendency of the system to develop magnetic order in the presence of electron-electron interactions it is thus crucially important to include both exchange and correlation contributions.

In Fig. 3 we plot the calculated total ground state energy, $\epsilon_{\text{tot}}(k_F) = \epsilon_{\text{tot}}(k_F) - \epsilon_{\text{tot}}(k_F = 0)$ in units of the Fermi energy for massless Dirac fermions ϵ_F as a function of the spin polarization parameter ζ . The results are shown for various magnetic fields at (a) $\mu = 0$ and (b) $\mu = 100$ meV. In both cases the minimum energy occurs at paramagnetic state, namely $\zeta = 0$ in the absence of magnetic field but as B increases the minimum energy shifts to non-zero spin polarization and increases continuously to the ferromagnetic phase ($\zeta = 1$) at $B = B_c$. For $B > B_c$ the system remains in the ferromagnetic phase. This indicates a continuous-phase transition (Stoner type) from para- to ferromagnetic phase in the presence of magnetic field for each density value whereas a first-order phase transition for whole of the density range is predicted for 2DEG.¹¹

In Fig. 4 we plot the magnetization $\langle B \rangle$ as a function of the applied magnetic field B .^{7,11} Clearly there is no longer jump in the magnetization at $B = B_c$ due to a continuous-phase transition in graphene. In the conventional 2DEG, the transition to the ferromagnetic state near the critical magnetic field value happens with a dis-

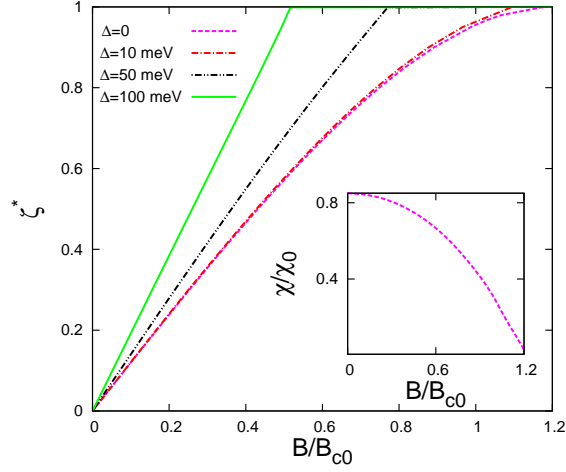


FIG. 4: (color online). Spin polarization as a function of the magnetic field for several energy gap values at $\Delta = 100$. The inset: The spin susceptibility as a function of the magnetic field for $\Delta = 0$.

crete jump in the polarization indicating a first order transition to the fully polarized state. The magnetization is a semi-linear function of the magnetic field versus the large gap values.

A quantity of interest which can be accessed experimentally is the non-linear spin susceptibility of the system defined as $\chi_0(B=0) = \frac{\mu_B}{2} \left(\frac{\partial \chi}{\partial B} \right)_{B=0}$ where χ_0 is the Pauli susceptibility. The spin susceptibility decreases nonlinearly by increasing the magnetic field at small values, showing that the polarizability of the system decreases. This feature should be verified by magneto-resistance measurements through the polarization field B_c .

Another important thermodynamic quantity is the compressibility, which yields interesting features when graphene is subjected to an in-plane magnetic field. The exchange energy is positive while the correlation energy is negative. This has important implications on the thermodynamic properties. The compressibility can be calculated from its definition, $\chi^{-1} = n^2 \partial^2 (n \mu_{\text{tot}}) / \partial n^2$. In Fig. 5 we have shown the inverse of compressibility of gapless graphene as a function of the inverse square root of density for unpolarized and fully polarized states. χ_0^{-1} increases with decreasing density at small gap energy. This behavior is in contrast to the conventional 2DEG. The compressibility of noninteracting gapless graphene is $\chi_0^{-1} = 2/(n \mu_F)$. The exchange energy tends to reduce the compressibility while correlations tend to enhance it. We found that at the given B_c ($= 5$) which is associated with a special density, χ_0^{-1} starts from $= 1$ and slowly tends to the paramagnetic results of the gapless one. This special behavior is a consequence of the fact that B_c (< 5) is smaller than B_c ($= 5$) as shown in Fig. 2. However at gapped graphene, say $\Delta = 100$, we chose a value of the critical magnetic field B_c ($= 400$) and observed that χ_0^{-1} switches to its fully polarized

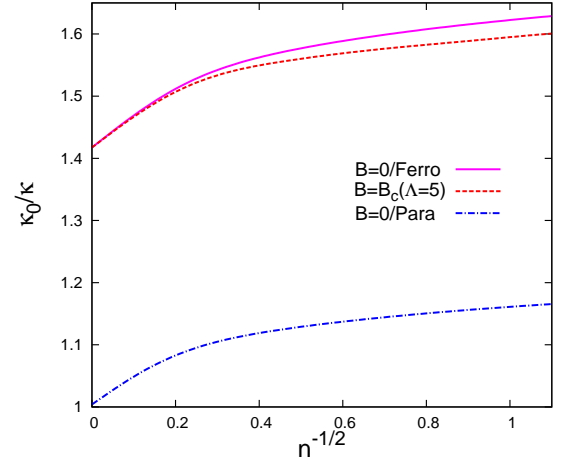


FIG. 5: (color online). Compressibility of gapless graphene as a function of inverse square root of density (in units of 10^6 cm^{-1}) for both fully spin polarized and unpolarized states.

system value with a kink-like behavior as shown in the Fig. 6. This feature is a consequence of the fact that B_c (< 400) is larger than B_c ($= 400$). This suggests that in the compressibility measurements the effect of the polarizing magnetic field could be discerned. The physical reason for having two different behaviors at small and large Δ is that the critical magnetic field behaves in different ways at small and large energy gap values. Note that at very large gap energy, χ_0^{-1} decreases by increasing $n^{-1/2}$. The non-monotonic behaviors of χ_0^{-1} with respect to Δ is due to the comparison between the exchange energy and the correlation energy as a function of gap values.

IV. CONCLUSION

In summary, we study the effects of in-plane magnetic field on the ground state properties of both gapless and gapped graphene where the conduction band is partially occupied. The present work is demonstrative the increasing behavior of the critical field in which the system becomes fully spin polarized by decreasing the density for gapless graphene. Accordingly, it means that there is no longer a spontaneous para-to-ferromagnetic phase transition for gapless graphene at zero magnetic field. The critical magnetic field decreases by decreasing the density at large gap values. Quite interestingly, we find a continuous quantum magnetic phase transition for the whole range of the density at zero temperature. The novel in-plane magnetic field dependence of charge and spin susceptibilities are obtained. The inverse compressibility as a function of inverse density exhibits a crossover from the fully polarized state to the paramagnetic case for gapless graphene, which should be identifiable experimentally.

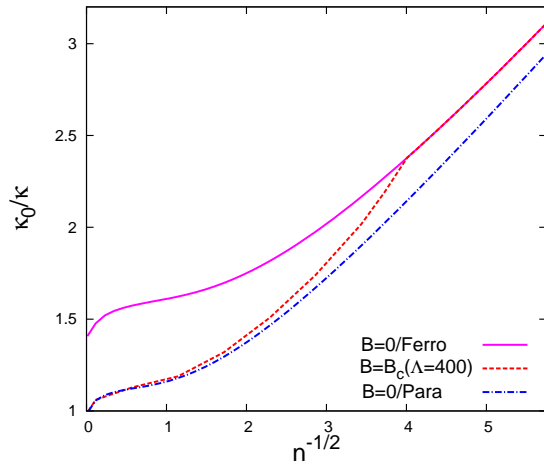


FIG. 6: (color online). Compressibility of gapped graphene with $\Delta = 100\text{meV}$ as a function of inverse square root of density (in units of $10^6\text{ cm}^{-1/2}$) for both fully spin polarized and unpolarized states.

It is worth noticing that the aforementioned results are in contrast to those results calculated for a conventional 2DEG due to the effect of interband interaction. We suggest these results should be verified by experiments.

It is recently shown that ripples in graphene induced a gauge field. It is convenient to emphasize that the study of the effects of parallel magnetic field on physical quantities in graphene sheets at the presence of such an induced gauge field is an interesting problem which might be taken into account.

V. ACKNOWLEDGMENT

We would like to thank F.K. Joibari for useful comments. A.Q. is supported by IPM grant.

Electronic address: asgari@theory.ipm.ac.ir

- ¹ K.S. Novoselov, A.K. Geim, S.V. Morozov, D. Jiang, Y. Zhang, S.V. Dubonos, I.V. Grigorieva, and A.A. Firsov, *Science* 306, 666 (2004); K.S. Novoselov, A.K. Geim, S.V. Morozov, D. Jiang, M.I. Katsnelson, I.V. Grigorieva, S.V. Dubonos, and A.A. Firsov, *Nature* 438, 197 (2005); K.S. Novoselov, D. Jiang, F. Schedin, T.J. Booth, V.V. Khotkevich, S.V. Morozov, and A.K. Geim, *Proc. Natl. Acad. Sci.* 102, 10451 (2005).
- ² A.K. Geim and K.S. Novoselov, *Nature Mater.* 6, 183 (2007); A.K. Geim and A.H. MacDonald, *Phys. Today* 60, 35 (2007); A.H. Castro Neto, F. Guinea, N.M. Peres, K.S. Novoselov, and A.K. Geim, *Rev. Mod. Phys.* 81, 109 (2009).
- ³ Ya sBarlas, T. Pereg-Bamea, Marco Polini, Reza Asgari, and A.H. MacDonald, *Phys. Rev. Lett.* 98, 236601 (2007).
- ⁴ M. Polini, R. Asgari, Y. Barlas, T. Pereg-Bamea and A.H. MacDonald, *Solid State Commun.* 143, 58 (2007).
- ⁵ E. Abrahams, S.V. Kravchenko, and M.P. Sarachik, *Rev. Mod. Phys.* 73, 251 (2001); S.V. Kravchenko and M.P. Sarachik, *Rep. Prog. Phys.* 67, 1 (2004).
- ⁶ Ying Zhang and S.DasSarma, *Phys. Rev. Lett.* 96, 196602 (2006).
- ⁷ A.L. Subas and B. Tanatar, *Phys. Rev. B* 78, 155304 (2008); *Solid State Commun.* 144, 521 (2007).
- ⁸ C. Attacalite, S. Moroni, P. Gori-Giorgi, and G.B. Bachelet, *Phys. Rev. Lett.* 88, 256601 (2002).
- ⁹ E.H. Hwang and S.DasSarma, *arXiv:0812.0403*.
- ¹⁰ R.G. Mani, J.H. Smet, K. von Klitzing, V. Narayana-murti, W.B. Johnson and V. Umansky, *Nature (London)* 420, 646 (2002); M.A. Zudov, R.R. Du, L.N. Pfeier and K.W. West, *Phys. Rev. Lett.* 90, 046807 (2003).
- ¹¹ S.DasSarma and E.H. Hwang, *Phys. Rev. Lett.* 84, 5596 (2000); Ying Zhang and S.DasSarma, *Phys. Rev. Lett.* 95, 256603 (2005).
- ¹² S. De Palo, M. Botti, S. Moroni, and Geatano Senatore, *Phys. Rev. Lett.* 94, 226405 (2005).
- ¹³ J. Zhu, H.L. Stormer, L.N. Pfeier, K.W. Baldwin, and K.W. West, *Phys. Rev. Lett.* 90, 056805 (2003); E. Tutuc, S. Mielint, E.P. De Poortere, M. Shayegan, and R. Winkel, *Phys. Rev. B* 67, 241309(R) (2003); Cynthia Akuleh, Florent Perez, Bernard Jusserand, David Richards, Wojciech Pacuski, Piotr Kossacki, Michel Menant, and Grzegorz Karczewski, *Phys. Rev. B* 76, 155416 (2007).
- ¹⁴ for more details see A.Qaiumzadeh and R. Asgari, *Phys. Rev. B* 79, 075414 (2009); A.Qaiumzadeh, F.K. Joibari, and R. Asgari, *arXiv:0810.3183* and references therein.
- ¹⁵ G.F. Giuliani and G. Vignale, *Quantum Theory of the Electron Liquid* (Cambridge University Press, Cambridge, 2005).
- ¹⁶ N.M.R. Peres, F. Guinea and A.H. Castro Neto, *Phys. Rev. B* 72, 174406 (2005).
- ¹⁷ M.W.C. Dharma-wardana, *Phys. Rev. B* 75, 075427 (2007).