

Replica Cluster Variational Method

Tommaso Rizzo^{1,3}, A. Lage-Castellanos², R. Mulet² and Federico Ricci-Tersenghi³

¹ “E. Fermi” Center, Via Panisperna 89 A, Compendio Viminale, 00184, Roma, Italy

² “Henri-Poincaré-Group” of Complex Systems and Department of Theoretical Physics,
Physics Faculty, University of Havana, La Habana, CP 10400, Cuba

³ Dipartimento di Fisica, INFN Sezione di Roma1 and CNR-INFN,
Sapienza Università di Roma, P.le Aldo Moro 2, 00185 Roma, Italy

We present a general formalism to make the Replica-Symmetric and Replica-Symmetry-Breaking ansatz in the context of Kikuchi’s Cluster Variational Method (CVM). Using replicas and the message-passing formulation of CVM we obtain a variational expression of the replicated free energy of a system with quenched disorder, both averaged and on a single sample, and make the hierarchical ansatz using functionals of functions of fields to represent the messages. We obtain a set of integral equations for the message functionals. The main difference with the Bethe case is that the functionals appear in the equations in implicit form and are not positive definite, thus standard iterative population dynamic algorithms cannot be used to determine them. In the simplest cases the solution could be obtained iteratively using Fourier transforms.

We begin to study the method considering the plaquette approximation to the averaged free energy of the Edwards-Anderson model in the paramagnetic Replica-Symmetric phase. In two dimensions we find that the spurious spin-glass phase transition of the Bethe approximation disappears and the paramagnetic phase is stable down to zero temperature on the square lattice for different random interactions. The quantitative estimates of the free energy and of various other quantities improve those of the Bethe approximation. The plaquette approximation fails to predict a second-order spin-glass phase transition on the cubic 3D lattice but yields good results in dimension four and higher. We provide the physical interpretation of the beliefs in the replica-symmetric phase as disorder distributions of the local Hamiltonian. The messages instead do not admit such an interpretation and indeed they cannot be represented as populations in the spin-glass phase at variance with the Bethe approximation.

The approach can be used in principle to study the phase diagram of a wide range of disordered systems and it is also possible that it can be used to get quantitative predictions on single samples. These further developments present however great technical challenges.

I. INTRODUCTION

In the last decade two important results have appeared in the context of Spin-Glass Theory and disordered systems. In [1] the formulation of the Replica-Symmetry-Breaking (RSB) ansatz in terms of populations of fields for the Bethe lattice was presented. This has led both to the possibility of obtaining new analytical predictions in the low temperature phase of the model and to the introduction of the Survey-Propagation (SP) algorithm that has been applied successfully to random K -SAT instances [2–4]. On the other hand it was recognized that the well-known Belief-Propagation algorithm corresponds to the Bethe approximation [5], and the Generalized Belief Propagation (GBP) algorithm was subsequently introduced in Ref. [6, 7] as a message-passing algorithm to minimize the Kikuchi free energy, a more complex approximation than the Bethe one that goes also under the name of Cluster Variational Method (CVM) [8][52].

Since then the idea of merging these two approaches has been around but has not been developed so far, probably due the fact that the standard understanding of the hierarchical ansatz at the Bethe level comes from the Cavity approximation, while a Cavity-like understanding of more complex Kikuchi approximations is lacking. In this paper we will show that a cavity-like understanding of CVM, although desirable, is not necessary to implement Replica-Symmetry (RS) and RSB in the CVM, everything can be worked out using the replica method.

The main idea is to apply the cluster variational method to the replicated free energy and then to use the RS ansatz or the more general Parisi’s hierarchical ansatz in order to send the number of replicas n to zero. We will use the message passing GBP formulation of CVM representing the messages as populations of populations of local fields and obtain a set of equations that represents the generalization of the Survey-Propagation equations. In principle the method can be implemented to compute thermodynamic quantities both averaged over different disorder realizations and on a single sample. The main difference with the Bethe case is that the populations appear in the equations in implicit form and therefore standard iterative population dynamic algorithms cannot be used to determine them. In the simplest cases the solution could be obtained iteratively using Fourier transforms. In appendix C we will show that, in principle, the problem may be solved at any level of RSB using appropriate integral transforms. Nonetheless, it turns out to be very hard the actual implementation of this scheme beyond the RS averaged case or 1RSB on a single sample. Furthermore the application on specific models tells us that the messages should not be represented

by populations but rather by functions that are not positive definite and this represents another technical difficulty, together with the fact that the equations are written in terms of integrals in many dimensions. In general we expect the technical difficulty of the various approximations to grow very rapidly as we increase the size of the maximal CVM regions and the number of RSB steps.

We will present the approach in full generality, *i.e.* for any CVM approximation and for any number K of RSB steps either with or without disorder averaging. The general presentation is somewhat formal and will be postponed to appendices A and B instead we will initially discuss the application of the method to the classic plaquette approximation of the averaged free energy of the Edwards-Anderson model in the paramagnetic Replica-Symmetric phase. In section IV we write down the RS message-passing equations for the model and we discuss some of their features, in particular the misleading analogy between the GBP equations on a single sample and the RS equations of the averaged system. In section V we compute the free energy and find that the spurious spin-glass phase transition of the Bethe approximation disappears and the paramagnetic phase is thermodynamically stable down to zero temperature for different kinds of random interactions. We consider also the 2D triangular and hexagonal lattices. In both cases the paramagnetic solution yields positive entropy down to zero temperature, however the triangular lattice with bimodal interactions has a spurious spin-glass transition at $T = 1.0$, much smaller than the Bethe approximation result $T = 2.07$. We also show that the quantitative estimates of the free energy and of various other quantities improve those of the Bethe approximation both qualitatively and quantitatively. In section VI we obtain the location of a possible second-order spin-glass phase transition studying the Jacobian of the variational equations around the paramagnetic solution. This approach predicts no second-order phase transition on the 2D square lattice, in perfect agreement with the most reliable numerical studies [9, 10]. Unfortunately it appears that such a good performance in 2D spoils the 3D result: the plaquette approximation fails to predict a second-order spin-glass phase transition on the cubic 3D lattice, which is well seen in numerical studies [11]. The same plaquette approximation provides very good results in dimension four and higher. Although we do not solve the equations in the spin-glass phase the analysis of the Jacobian provides important information on the behaviour of the messages below the critical temperature. Most importantly we find that the messages should not be represented by populations of fields but rather by functions that are not positive definite. This unexpected feature of the actual solutions pushed us to investigate the physical meanings of the various objects involved in the computation. In section VII we provide the physical interpretation of the beliefs in the replica-symmetric phase as the distributions of the local Hamiltonians with respect to different realizations of the disorder. The messages instead do not admit such an interpretation and therefore need not to be represented as populations in the spin-glass phase at variance with the Bethe approximation. We will also discuss the relationship between our approach and the earlier results of the Tohoku group [12–14].

The present approach can be used in principle to study the phase diagram of a wide range of disordered systems and it is also possible that it can be used to get quantitative predictions on single samples. These further developments present however great technical challenges and in the last section of the paper we discuss some of them.

II. THE REPLICA APPROACH

The average free energy per spin of a spin-glass system of size N is computed through the replica method as [15]:

$$f = \lim_{n \rightarrow 0} -\frac{1}{\beta n N} \ln \langle Z^n_J \rangle \quad (1)$$

Where J label different realizations of the disorder and the angular brackets mean average over them. In recent years it has been realized that the Replica-Symmetry-Breaking solution can be usefully applied (through the cavity method) to a given disorder realization, in the replica framework this corresponds to write the free energy as:

$$f_J = \lim_{n \rightarrow 0} -\frac{1}{\beta n N} \ln Z^n_J \quad (2)$$

The above expression is apparently trivial because the replicas are uncorrelated if we do not average over the disorder, however in the spin-glass phase the true thermodynamic state is the one in which the distinct replicas are actually correlated because of spontaneous RSB. In the replicated Edwards-Anderson model we can define the following functional:

$$\Phi(n) = -\frac{1}{n\beta N} \ln \text{Tr} \langle \exp \left(\sum_{(ij)} \beta J_{ij} \sum_{a=1}^n s_i^a s_j^a \right) \rangle = -\frac{1}{n\beta N} \ln \text{Tr} \exp \left(\sum_{(ij)} \ln \langle \exp \beta J \sum_a s_i^a s_j^a \rangle \right), \quad (3)$$

such that the free energy is obtained as the $n \rightarrow 0$ limit of the above expression. For a single sample the analogous function $\Phi_J(n)$ is obtained removing the averages over the couplings J_{ij} . Although in the present paper we will

be interested in the $n \rightarrow 0$ limit, it is worth noticing that the replica cluster variational method can provide an approximation to the entire function $\Phi(n)$, which is related to free energy fluctuations from sample to sample [16, 17]. Moreover, at the RS level of approximation, the value $\max_n \Phi(n)$ may provide a better approximation to the typical free-energy than $\Phi(0)$ (at the cost of introducing reweighting terms in the RS integral equations).

In the following we will consider regions of spins r and we will use the definition $\psi_r(\sigma_r) = \prod_{i,j \in r} \langle \exp \beta J \sum_a s_i^a s_j^a \rangle$ (or $\psi_r(\sigma_r) = \prod_{i,j \in r} \exp \beta J \sum_a s_i^a s_j^a$ on a given sample) to make contact with the notations of Ref. [6]. The difference between the two cases is that in the averaged case $\psi_r(\sigma_r)$ is homogeneous over space while it fluctuates on a single sample. We will refer to the region of two interacting spins as ij .

In both cases the functional $\Phi(n)$ can be regarded as the equilibrium free energy of a replicated model. The free energy can be expressed through a variational principle. The resulting expression involves an energetic and an entropic term. The problem is that the latter is usually very difficult to be treated. A standard way to treat it is Kikuchi's cluster variational method. In its modern formulation this method consists in writing the entropic term as a sum of entropic cumulants and then to truncate this expansion at some order, see [18] for a recent detailed presentation.

Basically the starting point of the approximation is to chose a set of regions of the graph over which the model is defined. These are called the maximal clusters and the entropic expansion is truncated assuming that the cumulants of larger regions vanish. In recent years it has been realized that the variational equations can be written in a message passing way [6] and we will use this formulation in order to extend the CVM to replicated models, either averaged or not over the disorder.

III. CLUSTER VARIATIONAL METHOD AND MESSAGE-PASSING

In the following we will briefly present the message-passing approach to cluster variational method of Ref. [6]. We will use the same notation of Ref. [6] and we refer to it for a more detailed presentation.

We will call R a set of connected clusters (regions) of nodes (spins), plus their intersections, plus the intersections of the intersections and so on. Then x_r is the state (configuration) of nodes in r and $b_r(x_r)$ (the belief) is an estimate of the probability of configuration x_r according to the Gibbs measure. Following [6] we will often use the notation b_r omitting the explicit dependence of the beliefs $b_r(x_r)$ on x_r . Then the energy of region r is $E_r = -\ln \prod_{ij} \psi_{ij}(x_i, x_j) - \ln \prod_i \psi_i(x_i)$ where the products run over all links and nodes (in presence of a field) contained in region r . With this definitions, the Kikuchi free energy reads:

$$F_K = \sum_{r \in R} c_r \left(\sum_{x_r} b_r E_r + \sum_{x_r} b_r \ln b_r \right) \quad (4)$$

where the so-called Moebius coefficient c_s is the over-counting number of region s defined by $c_s = 1 - \sum_{r \in \mathcal{A}(s)} c_r$. The set $\mathcal{A}(s)$ is made of all ancestors of s , *i.e.* it is the set of all regions that contain s . The condition $c_s = 1$ holds for the largest regions.

The cluster variational method amounts to extremize the free energy with respect to the beliefs, under the constraint that the beliefs are normalized and compatible one with each other in the sense that the belief of a region can be obtained marginalizing the belief of any of its ancestors. It is worth noticing that the Kikuchi free energy does not provide in general an upper bound on the true free energy of the model.

The main result of Ref. [6] was to show that the variational equations for the beliefs can be written in a message-passing fashion. In order to do this we define for any given region r : i) the set of its ancestors $\mathcal{A}(r)$, that is the set of regions that contain region r ; ii) the set of its parents $\mathcal{P}(r)$, that is the subset of its ancestors that have no descendant that is also an ancestor of r ; iii) the set of its descendants $\mathcal{D}(r)$, that is the set of regions contained in region r ; iv) the set of its children $\mathcal{C}(r)$, that is the subset of its descendants that are not contained in a region that is also a descendant of r . One introduces message m_{rs} from a region r to any of its children s . The messages can be thought of as going from the variable nodes (spins) in $r \setminus s$ to the variable nodes in s . They depend on the configuration of x_s but for brevity this dependence is omitted. We also need the following definitions [53]:

- $M(r)$ is defined as the ensemble of connected (parent-child) pairs of regions (r', s') such that $r' \setminus s'$ is outside r while s' coincides either with r or with one of its descendants.
- $M(r) \setminus M(s)$ is the ensemble of connected pairs of regions that are in $M(r)$ but not in $M(s)$.
- $M(r, s)$ is the ensemble of connected pairs of regions such that the parent is a *descendant* of r and the child is either region s or a descendant of s .

Although all these definitions of sets of regions may look abstract and hard to follow, in the next Section we will provide immediately an example on the 2D square lattice which should make these definitions clearer.

With the above definitions it can be shown [6, 7] that the beliefs can be expressed as:

$$b_r = \alpha_r \psi(x_r) \prod_{r's' \in M(r)} m_{r's'} \quad (5)$$

where α_r is a normalization constant because they are probability distributions. The messages obey the following equations:

$$m_{rs} = \alpha_{rs} \sum_{x_{r \setminus s}} \psi_{r \setminus s}(x_r) \prod_{r''s'' \in M(r) \setminus M(s)} m_{r''s''} / \prod_{r's' \in M(r,s)} m_{r's'} \quad (6)$$

where α_{rs} is some constant (see below) and $\psi_{r \setminus s}(x_r)$ is the set of interactions between the nodes of region r without considering those that are just in region s , *i.e.* $\psi_{r \setminus s}(x_r) \equiv \psi_r(x_r) / \psi_s(x_s)$.

The constants in eq. (6) can be fixed to any positive value, indeed the messages need not to be normalized. In [7] the constants α_{rs} are fixed to 1, while here, for reason of convenience, *we work with messages normalized to unity*, and the α_{rs} have to be intended as normalization constants. Two sets of messages obtained solving the equation with two different sets of values of the constants α_{rs} are simply related by positive multiplicative factors.

In general the Kikuchi free energy has to be extremized with respect to the beliefs b_r under the constraint that they are compatible, in the sense that the belief of one region marginalized to one of its subregion s has to be equal to b_s . This is done introducing appropriate Lagrange multipliers. The results quoted above have been obtained showing that there exists an equivalent set of constraints between each parent-child couple (r, s) such that imposing these constraints through a set of Lagrange multiplier μ_{rs} , extremizing with respect to the beliefs and identifying $m_{rs} = \exp \mu_{rs}$, one immediately gets equation (5); equation (6) for the messages is obtained imposing the standard marginalization conditions for the beliefs. This makes clear why the message m_{rs} as a function of x_s can be normalized to any positive constant, indeed this corresponds to a constant shift in the definition of the Lagrange multipliers μ_{rs} .

Once the beliefs are obtained the Kikuchi free energy can be computed. However for our purposes we derive another expression of the free energy in terms of the messages. To do this we note that if one substitutes the expression for the beliefs in the Kikuchi free energy plus the Lagrange multipliers terms one obtains the following *variational expression for the free energy*

$$F_K = - \sum_{r \in R} c_r \ln \left[\sum_{x_r} \psi_r(x_r) \prod_{r's' \in M(r)} m_{r's'} \right] \quad (7)$$

This expression for F_K is stationary with respect to the messages in the sense that the equations (6) can be also obtained extremizing it with respect to the messages [54]. The fact that we can choose any normalization for the messages can be also derived noticing that the variational free energy is invariant under a rescaling of the messages $m_{pr} \rightarrow a_{pr} m_{pr}$. Indeed the resulting free energy would differ by a term

$$- \left(c_r + \sum_{A \in \mathcal{A}(r) \setminus p \cup \mathcal{P}(p)} c_A \right) \ln a_{pr} = 0 \quad (8)$$

as can be seen subtracting the two equations $c_r = 1 - \sum_{A \in \mathcal{A}(r)} c_A$ and $c_p = 1 - \sum_{A \in \mathcal{A}(p)} c_A$, see eq. 124 in [7].

For later convenience we also introduce the following messages normalized to unity:

$$\tilde{m}_{rs} \propto m_{rs} \prod_{r's' \in M(r,s)} m_{r's'} \quad (9)$$

Accordingly the tilded messages defined above obey an equation with no messages at the denominator:

$$\tilde{m}_{rs} = \tilde{\alpha}_{rs} \sum_{x_{r \setminus s}} \psi_{r \setminus s}(x_r) \prod_{r''s'' \in M(r) \setminus M(s)} m_{r''s''} \quad (10)$$

In the case of replicated models x_r defines the state of the spins in regions r where each spin is replicated n times. For any finite integer n the above equations in principle can be solved explicitly, but in order to make the analytical continuation to real small n we need to rephrase them in an appropriate way. This will be done using the hierarchical

ansatz. The hierarchical ansatz was introduced by G. Parisi in the context of fully-connected spin-glass models [15] and later extended to spin-glasses defined on random lattices where the Bethe approximation is correct [1–4]. It is also called the Replica-Symmetry-Breaking (RSB) ansatz and can be introduced with different levels of RSB steps K . The value $K = 0$ corresponds to the Replica-Symmetric case that in spin-glasses is assumed to be correct in the paramagnetic phase valid at high enough temperature or magnetic field. The RS parametrization is already non-trivial in the present general CVM context and presents some substantial differences with the Bethe approximation.

In the following sections we will consider the message passing-formulation of the CVM plaquette approximation at the RS level and study its high-temperature phase quantitatively. The general RSB for a generic CVM approximation will be presented in the Appendices at the end of the paper.

IV. THE REPLICA-SYMMETRIC PLAQUETTE APPROXIMATION

A. Message passing equations

In this section and in the following we study the plaquette approximation for the replicated Edwards-Anderson model on various regular lattices in dimension D . The plaquette approximation is the oldest improvement on the Bethe approximation [8]. A detailed presentation of its message-passing formulation can be found in [6] and [18]. In this approximation there are three regions: the plaquette of four spins, the couple of spins and the single spin (the point-like region). To make connection with the more abstract definition of regions given in the previous Section, please note that $\mathcal{A}(\text{point}) = \{\text{plaquette}, \text{couple}\}$, $\mathcal{P}(\text{point}) = \{\text{couple}\}$, $\mathcal{A}(\text{couple}) = \{\text{plaquette}\}$, $\mathcal{P}(\text{couple}) = \{\text{plaquette}\}$, $\mathcal{D}(\text{couple}) = \{\text{point}\}$, $\mathcal{C}(\text{couple}) = \{\text{point}\}$, $\mathcal{D}(\text{plaquette}) = \{\text{couple}, \text{point}\}$, $\mathcal{C}(\text{plaquette}) = \{\text{couple}\}$, and void sets are not reported. Thus we deal with two types of replicated-spins messages, from plaquette to couple and from couple to point. If we do not average over the disorder the messages depends on the position of the corresponding regions on the lattice while if we average over the disorder all the replicated messages are the same and we have to deal with just two of them.

We will work at the RS level, *i.e.* with $K = 0$ RSB steps. Physically this corresponds to the case where on each sample there is a single thermodynamic state and the messages are just numbers that fluctuate over space. Correspondingly in the averaged case the messages are functions that are spatially homogeneous as we will see below. On a single sample the equations we will obtain correspond to GBP, while in the averaged case the equations are new. As we will see in the following, looking at the equations of the averaged case as if the message functions represent the spatial distribution of the GBP messages on a single-sample is completely wrong; we will come back on this issue several times later in the paper and finally present the correct interpretation of the various quantities in section VII.




FIG. 1: A portion of the 2D square lattice. In the plaquette approximation we have couple-to-point messages from, say fg to f , and plaquette-to-couple messages from, say, $fglm$ to lm .

Let us start with the equation for a given sample defined on a 2D square lattice. At the RS level this corresponds to work with a single replica. With reference to Fig. 1 and according to eq. (6) we see that we have two types of messages. The first type of message is from a couple of spins, say fg , to a spin f and it is a function $\rho_{fg,f}(\sigma_f)$ of the value of the Ising spin σ_f . As a consequence the message can be parametrized by a single field $u_{fg,f}^f$ according to the following expression:

$$\rho_{fg,f}(\sigma_f) = \exp[\beta u_{fg,f}^f \sigma_f] / (2 \cosh(\beta u_{fg,f}^f)) , \quad (11)$$

The second type of messages is from a region of four spin, say, $fglm$ to a couple of spins lm and it is a function $\rho_{fglm,lm}(\sigma_l, \sigma_m)$ of the two Ising spins (σ_l, σ_m) , as a consequence it can be parametrized by three fields $(U_{fglm,lm}^{lm}, u_{fglm,lm}^l, u_{fglm,lm}^m)$ in the following way:

$$\rho_{fglm,lm}(\sigma_l, \sigma_m) = \exp[\beta U_{fglm,lm}^{lm} \sigma_l \sigma_m + \beta u_{fglm,lm}^l \sigma_l + \beta u_{fglm,lm}^m \sigma_m] \mathcal{N}(U_{fglm,lm}^{lm}, u_{fglm,lm}^l, u_{fglm,lm}^m) \quad (12)$$

Where $\mathcal{N}(U_{fglm,lm}^{lm}, u_{fglm,lm}^l, u_{fglm,lm}^m)$ is a normalization constant that enforces the condition $\sum_{\{\sigma_l, \sigma_m\}} \rho_{fglm,lm}(\sigma_l, \sigma_m) = 1$. Now equations (6) can be rewritten in terms of the various u -fields and yield a closed set of equations for them. In order to write down these equations explicitly we introduce the following functions:

$$\hat{h}(U, u_1, u_2) = u_1 + \frac{1}{2\beta} \ln \frac{\cosh \beta(U + u_2)}{\cosh \beta(U - u_2)} \quad (13)$$

and

$$\hat{U}(U_{12}, U_{23}, U_{34}, u_1, u_2, u_3, u_4) = \frac{1}{4\beta} \ln \frac{K(1, 1)K(-1, -1)}{K(1, -1)K(-1, 1)} \quad (14)$$

$$\hat{u}_1(U_{12}, U_{23}, U_{34}, u_1, u_2, u_3, u_4) = \frac{1}{4\beta} \ln \frac{K(1, 1)K(1, -1)}{K(-1, 1)K(-1, -1)} \quad (15)$$

$$\hat{u}_2(U_{12}, U_{23}, U_{34}, u_1, u_2, u_3, u_4) = \frac{1}{4\beta} \ln \frac{K(1, 1)K(-1, 1)}{K(1, -1)K(-1, -1)} \quad (16)$$

where

$$K(\sigma_1, \sigma_4) = \sum_{\{\sigma_2, \sigma_3\}} B(\sigma_1, \sigma_2, \sigma_3, \sigma_4) , \quad (17)$$

$$B(\sigma_1, \sigma_2, \sigma_3, \sigma_4) = \exp \beta [U_{12} \sigma_1 \sigma_2 + U_{23} \sigma_2 \sigma_3 + U_{34} \sigma_3 \sigma_4 + u_1 \sigma_1 + u_2 \sigma_2 + u_3 \sigma_3 + u_4 \sigma_4] . \quad (18)$$

The equation for the field $u_{fg,f}^f$ reads:

$$u_{fg,f}^f = \hat{h}(U_{bcfg,fg}^{fg} + U_{fglm,fg}^{fg} + J_{fg}, u_{bcfg,fg}^f + u_{fglm,fg}^f, u_{bcfg,fg}^g + u_{fglm,fg}^g + u_{cg,g}^g + u_{mg,g}^g + u_{hg,g}^g) \quad (19)$$

where the l.h.s. corresponds to the r.h.s. of equation (9) and the r.h.s. corresponds to the r.h.s. of eq. (10). The equation for the 2-field from the plaquette $fglm$ to the couple lm reads:

$$U_{fglm,lm}^{lm} = \hat{U}(\#) \quad (20)$$

$$u_{fglm,lm}^l + u_{fl,l}^l = \hat{u}_1(\#) \quad (21)$$

$$u_{fglm,lm}^m + u_{gm,m}^m = \hat{u}_2(\#) \quad (22)$$

where the notation $\#$ stands for the fact that we have to substitute the arguments of the functions \hat{U}, \hat{u}_1 and \hat{u}_2 according to:

$$U_{12} = U_{efil,lf}^{lf} + J_{lf} \quad (23)$$

$$U_{23} = U_{bcfg,fg}^{fg} + J_{fg} \quad (24)$$

$$U_{34} = U_{ghmn,gm}^{gm} + J_{gm} \quad (25)$$

$$u_1 = u_{efil,lf}^l \quad (26)$$

$$u_2 = u_{efil,lf}^f + u_{bcfg,fg}^f + u_{ef,f}^f + u_{bf,f}^f \quad (27)$$

$$u_3 = u_{bcfg,fg}^g + u_{ghmn,gm}^g + u_{cg,g}^g + u_{hg,g}^g \quad (28)$$

$$u_4 = u_{ghmn,gm}^m \quad (29)$$

Again the l.h.s. of eqs. (20,21,22) correspond to the r.h.s. of eq. (9) while the r.h.s. correspond to the r.h.s. of eq. (10). As we already said up to this point we have just written the GBP equations of [6].

Now we turn to the replicated CVM and we study it in the average case. On each site, say f , there are n spins $\tilde{\sigma}_f \equiv (\sigma_f^1, \dots, \sigma_f^n)$ and the replicated spins interact with their neighbors, say $\tilde{\sigma}_g$ with an interaction term of the form $\psi_{fg}(\tilde{\sigma}_f, \tilde{\sigma}_g) \equiv \int P(J_{fg}) dJ_{fg} \exp[\beta J_{fg} \sum_{\alpha=1, n} \sigma_f^\alpha \sigma_g^\alpha]$. The general RS and RSB ansatz of a function $\rho(\tilde{\sigma})$ of n spins was originally presented in [19], later its parametrization in terms of distributions of fields was suggested in [20] and later revisited in [1], and we refer to those paper for an explanation of the main ideas underlying it. We have generalized it to a generic function $\rho(\tilde{\sigma}_1, \dots, \tilde{\sigma}_p)$ where each $\tilde{\sigma}_i$ is a set of n Ising spins, in this section we present the RS case while the general RSB case is presented in the appendices.

Let us consider the first kind of message, the couple-to-point, say $\rho_{fg,f}(\tilde{\sigma}_f)$. For each integer n we could parametrized it through $2^n - 1$ fields, however such a construction is not suitable to perform the $n \rightarrow 0$ limit. Therefore following [1, 19, 20] we parametrized it through a message function $q_{fg,f}(u_{fg,f}^f)$ in the following way:

$$\rho_{fg,f}(\tilde{\sigma}_f) = \int dq_{fg,f} \exp[\beta u_{fg,f}^f \sum_{\alpha=1}^n \sigma_f^\alpha] (2 \cosh \beta u_{fg,f}^f)^{-n} \quad (30)$$

where we have used the shorthand notation $dq_{fg,f} \equiv q_{fg,f}(u_{fg,f}^f) du_{fg,f}^f$. The plaquette-to-couple message in turn is parametrized through a message function $Q_{fglm,lm}(U_{fglm,lm}^{lm}, u_{fglm,lm}^l, u_{fglm,lm}^m)$ as:

$$\begin{aligned} \rho_{fglm,lm}(\tilde{\sigma}_l, \tilde{\sigma}_m) &= \int dQ_{fglm,lm} \mathcal{N}(U_{fglm,lm}^{lm}, u_{fglm,lm}^l, u_{fglm,lm}^m)^n \times \\ &\times \exp[\beta U_{fglm,lm}^{lm} \sum_{\alpha=1}^n \sigma_l^\alpha \sigma_m^\alpha + \beta u_{fglm,lm}^l \sum_{\alpha=1}^n \sigma_l^\alpha + \beta u_{fglm,lm}^m \sum_{\alpha=1}^n \sigma_m^\alpha] \end{aligned} \quad (31)$$

where we have used the shorthand notation

$$dQ_{fglm,lm} \equiv Q_{fglm,lm}(U_{fglm,lm}^{lm}, u_{fglm,lm}^l, u_{fglm,lm}^m) dU_{fglm,lm}^{lm} du_{fglm,lm}^l du_{fglm,lm}^m \quad (32)$$

The above parametrization allows to rewrite the message-passing equations (6) as a set of equations for the message functions for any replica number n . The derivation of these equations is conceptually straightforward and it is given in the appendix. Here we just quote the results, in particular in the $n \rightarrow 0$ we have:

$$q_{fg,f}(u_{fg,f}^f) = \int \delta(u_{fg,f}^f - \hat{h}) dQ_{bcfg,fg} dQ_{fglm,fg} dq_{cg,g} dq_{gh,g} dq_{gm,g} dP(J_{fg}) \quad (33)$$

where the arguments of the function \hat{h} are as in eq. (19), $dP(J_{fg}) = P(J_{fg}) dJ_{fg}$ and $P(J_{fg})$ is the disorder distribution of the quenched coupling J_{fg} . The equation for $Q_{fglm,lm}$ is obtained from eqs. (9) and (10). The l.h.s. is given by the r.h.s. of eq. (9) and reads:

$$\begin{aligned} \text{l.h.s.} &= \int \delta(\tilde{U}_{fglm,lm}^{lm} - U_{fglm,lm}^{lm}) \delta(\tilde{u}_{fglm,lm}^l - u_{fglm,lm}^l - u_{fl,l}^l) \delta(\tilde{u}_{fglm,lm}^m - u_{fglm,lm}^m - u_{gm,m}^m) \times \\ &\times dQ_{fglm,lm} dq_{fl,l} dq_{gm,m} . \end{aligned} \quad (34)$$

The r.h.s. is given by the r.h.s. of eq. (10) and reads:

$$\begin{aligned} \text{r.h.s.} &= \int \delta(\tilde{U}_{fglm,lm}^{lm} - \hat{U}(\#)) \delta(\tilde{u}_{fglm,lm}^l - \hat{u}_1(\#)) \delta(\tilde{u}_{fglm,lm}^m - \hat{u}_2(\#)) \times \\ &\times dP(J_{lf}) dP(J_{fg}) dP(J_{gm}) dQ_{efil,fl} dQ_{bcfg,fg} dQ_{ghmn,gm} dq_{lf,f} dq_{bf,f} dq_{cg,g} dq_{gh,g} . \end{aligned} \quad (35)$$

where the arguments of the functions \hat{U} , \hat{u}_1 and \hat{u}_2 are as in eqs. (20,21,22). Now equating the l.h.s. and r.h.s. written above for each value of the auxiliary variables $(\tilde{U}_{fglm,lm}^{lm}, \tilde{u}_{fglm,lm}^l, \tilde{u}_{fglm,lm}^m)$ we get the equation for $Q_{fglm,lm}$.

The CVM free energy can also be expressed in terms of the various message functions $Q_{fglm,lm}$ and $q_{fg,f}$. It is presented in full generality in appendix B and will not be reported here. The resulting expression is variational in the sense that the above equations can be also obtained extremizing it with respect to its arguments *i.e.* the various functions $Q_{fglm,lm}$ and $q_{fg,f}$. The number of replicas n appears as a parameter in the variational free energy and the analytical continuation to non-integer values can be performed. As we will see in appendix B, in order to derive such an expression it is crucial to start from the variational expression (7) which depends on the messages and not on the beliefs as expression (4).

B. Discussion

In the following we will briefly discuss the equations just obtained for the message functions. First of all we note that in the average case the replicated Hamiltonian is spatially homogeneous and therefore it is natural to assume that all the couple-to-point message functions are described by a single function $q(u)$ and all the plaquette-to-couple message functions are described by a single function $Q(U, u_1, u_2)$. On the other hand, the above equations gives us an idea of what it would look like to be working on a single sample at the 1RSB level. Indeed in this case we should have message functions fluctuating in space and obeying the above equations (obviously without the average over the couplings J). As we will see in appendices A and B the above equations would corresponds to make the 1RSB on a single sample with $x_1 = 0$ while in order to treat the general case $x_1 > 0$ we should add the appropriate reweighting terms predicted by eqs. (B4) and (B5).

We note two important technical difficulties that one has to face solving the above equations, also in the averaged case in which one have to deal with just two integral equations for the functions $q(u)$ and $Q(U, u_1, u_2)$. First of all they involve integrals in many dimensions, *e.g.* eq. (35) requires in principle the computation of integrals in a 16-dimensional space although many of the variables enters the functions \hat{U}, \hat{u}_1 and \hat{u}_2 as sums, see eqs.(23–29), and the actual number of dimensions can be reduced to 7. In this particular case other tricks can be used to reduce the number of integrations to 5, but in general we expect that finding the actual solutions of the equations will be a very challenging problem. Second and most important we see that the message functions $Q(U, u_1, u_2)$ and $q(u)$ enter the equations in an implicit form and in an iterative scheme one should be able to deconvolve the l.h.s., eq. (34). At the RS level, or 1RSB level on a single sample, this can be done using Fourier transforms.

Looking at the GBP equations on a single instance eq. (19) and eqs. (20,21,22) and at the equations in the average case for the functions $Q(U, u_1, u_2)$ and $q(u)$ eqs. (33,34,35) one could be tempted to think that the functions $q(u)$ and $Q(U, u_1, u_2)$ represent the distributions over different disorder realizations of the corresponding GBP messages on a given sample. As we will show in sections VI and VII, *this interpretation is wrong and misleading*. It is wrong because it will corresponds to the assumptions that messages passed from the same region are uncorrelated and it is misleading because it will lead to the expectation that, being distributions, they are positive definite, which turns out to be false. The fact that the message functions are not positive definite in general represents another technical difficulty because it means that they cannot be represented as populations, a fact that could have simplified the evaluation of the integral equations.

We note that all these difficulties are absent at the Bethe approximation level. In this case: i) there are no convolutions in the equations and ii) the message function itself (and not only the beliefs, see section VII) admits a physical interpretation as a distribution, consequently it can be represented by a population and the equations can be solved by a population dynamic algorithm.

In the following we will solve the integral equations in the zero-field paramagnetic phase, where no convolutions are needed (the same is not true even in the paramagnetic phase if we consider a maximal cluster larger than the plaquette or in presence of a field). Then we will take the first steps into the spin-glass phase, studying the location of the critical temperature T_c and finding the message functions at temperatures slightly below T_c . These studies pave the way for an analysis deep in the spin-glass phase that is left for future work.

V. THE PARAMAGNETIC PHASE

A. The square lattice

In the high-temperature region we expect the system to be in a RS paramagnetic phase. We also expect that CVM is correct at least at high enough temperature because it amounts to neglect spatial correlations beyond a fixed length while the actual correlation length goes to zero at infinite temperature making the approximation more precise at higher temperature. In the paramagnetic phase the symmetry breaking fields u vanish meaning that the spins have no local magnetization. Thus in this region the variational equations admit a solution of the following kind:

$$q(u) = \delta(u) \quad (36)$$

$$Q(U, u_1, u_2) = Q(U)\delta(u_1)\delta(u_2) \quad (37)$$

where $Q(U)$ satisfies the following self-consistency equation

$$Q(U) = \int \delta \left[U - \text{arctanh} \left(\tanh(\beta(U_L + J_L)) \tanh(\beta(U_U + J_U)) \tanh(\beta(U_R + J_R)) \right) / \beta \right] dP(J_L)dP(J_U)dP(J_R)dQ(U_L)dQ(U_U)dQ(U_R) \quad (38)$$

The corresponding *variational* free energy is given by the following expression

$$\begin{aligned}
-\beta F = & \ln(2) - 2 \int \ln \left[\cosh(\beta(J + U_1 + U_2)) \right] dP(J) dQ(U_1) dQ(U_2) + 4 \int \ln \left[\cosh(\beta(J + U)) \right] dP(J) dQ(U) \\
& + \int \ln \left[1 + \tanh(\beta(J_L + U_L)) \tanh(\beta(J_U + U_U)) \tanh(\beta(J_R + U_R)) \tanh(\beta(J_D + U_D)) \right] \\
& dP(J_L) dP(J_U) dP(J_R) dP(J_D) dQ(U_L) dQ(U_U) dQ(U_R) dQ(U_D) \quad (39)
\end{aligned}$$

As we can see the fact that u 's vanish simplify considerably the problem because we do not have convolutions to take and the functions $Q(U)$ (that in this case *can* be interpreted as a probability distribution) can be obtained either through a population dynamics algorithm or by solving iteratively a discretized version of the variational equation. For symmetry reason the solution is such that $Q(U) = Q(-U)$. In spite of its relative simplicity the paramagnetic solution in the plaquette approximation yields very interesting results.

We start considering the 2D Edwards-Anderson model with bimodal interactions $J = \pm 1$. Although an analytical solution of the 2D Edwards-Anderson model is missing, numerical studies indicate that the critical temperature of the model is likely to be zero. Moreover a very recent analytical study by Ohzeki and Nishimori [22] finds strong evidences for the absence of a finite-temperature spin glass transition in 2D spin glass models. In the following section we will study the possibility of a second order spin-glass phase transition looking for a temperature where small non-zero fields u develops.

Before entering into the details we summarize the main results:

- the paramagnetic phase is thermodynamically stable down to zero temperature, in the sense that it predicts always a positive entropy.
- $Q(U)$ converges to a distribution concentrated on the integers in the zero temperature limit yielding a positive zero-temperature entropy.
- there is no spurious spin-glass phase transition (see next section).

In fig. 2 we show $Q(U)$ at temperature $T = .1$, it is already clear that the solution is converging over the integers. At $T = 0$ the population converges to a distribution concentrated over integers values even if the starting point was a distribution concentrated on real values, in particular we have: $Q(0) = .534$, $Q(1) = Q(-1) = .226$, $Q(2) = Q(-2) = .006$, $Q(3) = Q(-3) = O(10^{-6})$.

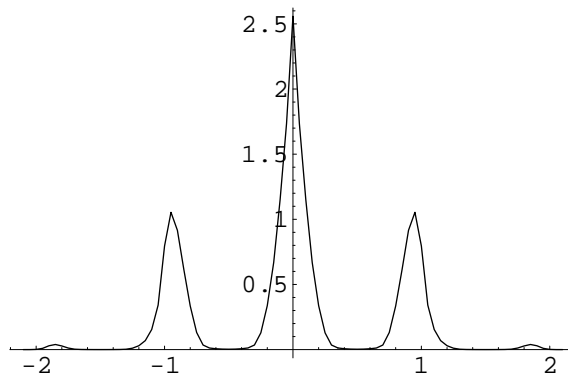


FIG. 2: The message function $Q(U)$ of the paramagnetic RS plaquette approximation at $T = .1$, its support converge on the integers in the $T \rightarrow 0$ limit.

In the case of bimodal distribution of the couplings the fact that the distribution concentrates over integer values is usually considered an indication on the quality of the approximation, we will discuss this issue in more depth below when studying the behaviour of the specific heat. We anticipate that in 3D the function $Q(U)$ does not converge over the integers at low temperatures, thus indicating that the paramagnetic solution is not good down to zero temperature in agreement with the expectation that there is a finite temperature spin-glass phase transition in 3D.

Furthermore convergence on the integers is necessary in order to recover the expected high degeneracy of the ground state energy and correspondingly a non-zero entropy at zero temperature. Indeed the zero temperature entropy can be computed either studying the behaviour of the free energy at low temperatures or working directly at zero temperature.

The latter approach usually yields more precise estimates and we have followed it to compute the zero-temperature entropies reported below. To work at zero temperature one needs to consider the so-called evanescent fields writing $U = k + \epsilon T$, where k is an integer and ϵ is a real number describing the deviations from the integers at small finite temperature. Then the function $Q(U)$ is replaced by a function $Q(k, \epsilon)$ and both the zero temperature energy and entropy can be expressed in terms of $Q(k, \epsilon)$. When there is no convergence over the integers one can in principle study the solution that is obtained considering only integers values (the equations are stable on the integers). In this case however the lack of convergence problems shows up when one tries to compute the zero temperature entropy, because the evanescent fields ϵ diverges and have no stable distribution.

In fig. 3 we plot the CVM free energy as a function of the temperature. At zero temperature we find $E_0 = -1.43404$ that has to be compared with the best numerical estimate $E_0 = -1.401938(2)$ [23, 24]. The Bethe approximation result is instead $E_0 = -1.472(1)$ and $S_0 = 0.0381(15)$ (from a numerical study on the Bethe lattice [25]). Note that the Bethe approximations predicts also a spurious spin-glass phase transition at a temperature $T = 1.51865$. Thus we see that the estimate of the ground state energy is better than that of the Bethe approximation. Nevertheless the estimated zero temperature entropy $S_0 = 0.010(1)$ is too low, compared to the expected value $S_0 = 0.0714(2)$ [26, 27], the reason for this is evident from the figure: the quality of the CVM approximation decreases approaching $T = 0$ where the correlation length of the actual model is expected to diverge.

We recall that the Bethe approximation has the peculiar property that it is correct on the Bethe lattice. Therefore there always exists a thermodynamically stable solution in the Bethe approximation, *i.e.* the one that yields the free energy of the Bethe lattice. This is not true for a general CVM approximation and it is the so-called *realizability* problem in CVM theory [18]. However it was noted in [28] that on some models the plaquette approximation yields the exact result for the free energy.

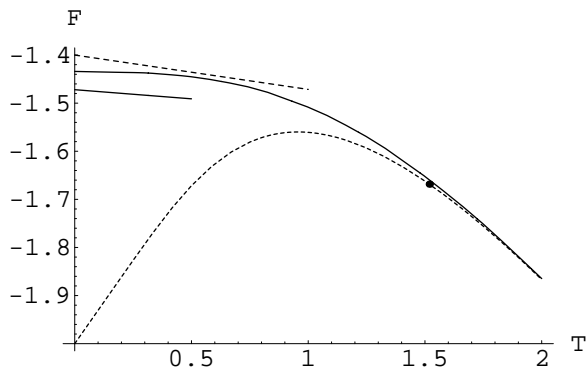


FIG. 3: Free energy vs. Temperature of the paramagnetic solution in the plaquette approximation (solid) for the 2DEA model with bimodal couplings. The paramagnetic Bethe solution (dotted) is unstable below $T = 1.5186$ (dot), the model on the Bethe lattice has a spin-glass phase transition at this temperature. The straight lines are $E_0 - TS_0$ where E_0 (S_0) is the ground state energy (entropy) for the true model (dashed) and for the Bethe lattice (solid) from numerics.

Gaussian Distributed Couplings - We considered also the 2DEA model with Gaussian distribution of the couplings. Again we find that the paramagnetic phase is thermodynamically stable down to zero temperature where it predicts a vanishing entropy according to what is expected. In this case the CVM estimates are even better than in the previous case. In fig. 4 we plot the free energy as a function of the temperature, the ground state energy reads $E_0 = -1.3210(2)$ to be compared with the numerical prediction $E_0 = -1.31479(2)$ [24].

B. Triangular and Hexagonal Lattices

We studied the spin-glass with bimodal distribution of the couplings defined on the triangular lattice and on the hexagonal (a.k.a. honeycomb, brickwork) lattice, using respectively the triangle and the hexagon as the basic plaquette, see fig. 5. Much as in the square lattice case, the messages are parametrized by a single function $Q(U)$ in the RS paramagnetic phase representing respectively the triangle-to-couple and hexagon-to-couple messages. In the average case, self-consistency equations for the messages are exactly as Eq. 38, with the only difference being in the number of hyperbolic tangents contained in the argument of arctanh ; in other words messages satisfy the following

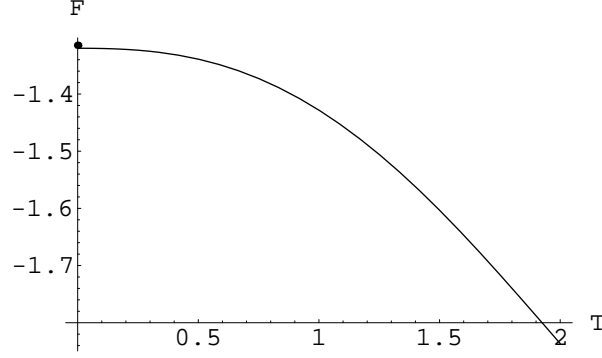


FIG. 4: Free energy vs. Temperature of the paramagnetic solution in the plaquette approximation (solid) for the 2DEA model with Gaussian couplings. The dot at $T = 0$ corresponds to the value of the ground state energy of the actual model.

equations in distribution sense

$$U \stackrel{d}{=} \text{arctanh}(\tanh(\beta(U_1 + J_1)) \tanh(\beta(U_2 + J_2))) / \beta \quad (40)$$

$$U \stackrel{d}{=} \text{arctanh}(\tanh(\beta(U_1 + J_1)) \tanh(\beta(U_2 + J_2)) \tanh(\beta(U_3 + J_3)) \tanh(\beta(U_4 + J_4)) \tanh(\beta(U_5 + J_5))) / \beta \quad (41)$$

for the triangular and hexagonal lattice, respectively. In both cases we found again that the paramagnetic phase is thermodynamically consistent down to zero temperature in the sense that the entropy of the paramagnetic solution is always positive. The function $Q(U)$ converges on the integers for the triangular and on the half-integers for the honeycomb lattice predicting a non-vanishing entropy at zero temperature in both cases.

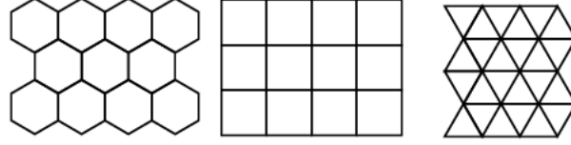


FIG. 5: We have considered the spin-glass model with bimodal couplings on the three regular $2D$ lattices using respectively the hexagon, square and triangle approximation

In fig. 6 we plot the free energy of the triangular lattice as a function of the temperature. The most accurate predictions for the ground state energy and entropy come from a Pfaffian method [29], giving $E_0 = -1.7085(1)$ and $S_0 = 0.065035(2)$. The Bethe approximation predictions [25] are $E_0 = -1.826(1)$ and $S_0 = 0.0291(10)$ while the present CVM triangle predictions are $E_0 = -1.74227$ and $S_0 = 0.0087(7)$. We see that much as in the above cases the CVM estimate of the free energy largely improves upon the Bethe one. Note that the Bethe approximation predicts a spurious low-temperature spin-glass phase that appears at $T = 2.078086$. The analysis of the next section shows that the triangle approximation predicts a spurious spin-glass phase transition at $T = 1.0$. A detailed study of the spin-glass solution goes beyond the scope of this work but we expect that it will improve the estimate of the ground state energy and entropy. As in the square lattice case, the zero temperature entropy is less precise than the energy for the same reasons discussed above.

In fig. 7 we plot the free energy of the hexagonal lattice as a function of the temperature. The numerical predictions for the ground state energy and entropy are respectively $E_0 = -1.2403(2)$ and $S_0 = 0.02827(5)$ [30]. The corresponding Bethe lattice predictions [25] are $E_0 = -1.2716(1)$ and $S_0 = 0.0102(10)$ while the present hexagonal CVM predicts $E_0 = -1.242187$ and $S_0 = 0.020$. In this case also the zero temperature entropy improves over the Bethe result. In the case of the hexagonal lattice both the Bethe and CVM approximations are much more precise than on the square lattice, and the CVM approximation corrects 95% of the error of the Bethe approximation. Note that the Bethe approximation predicts once more a spurious low temperature spin-glass phase that appears at $T = 1.13459$. We have not investigated the presence of a spurious low temperature spin glass phase in the hexagonal CVM approximation, since this study is computationally heavy and we strongly expect such a phase not to exist. Indeed the hexagonal CVM approximation is more accurate than the square CVM approximation, and the latter does not shows any spurious spin-glass phase at low temperatures.

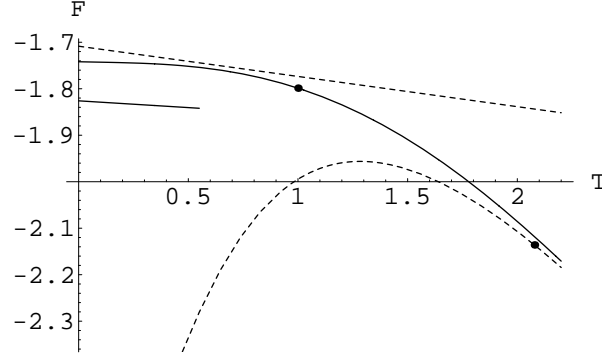


FIG. 6: Free energy vs. Temperature of the paramagnetic solution in the triangle approximation (solid) for the 2DEA model with bimodal couplings on the triangular lattice. The entropy is positive down to zero temperature, however the dot on the curve marks the temperature where a spin-glass solution should be found. The paramagnetic Bethe solution (dotted) is unstable below $T = 2.0780869$ (dot), the model on the Bethe lattice has a spin-glass phase transition at this temperature. The straight lines are $E_0 - TS_0$ where E_0 (S_0) is the ground state energy (entropy) for the true model (dashed) [29] and for the Bethe lattice (solid) from numerics [25].

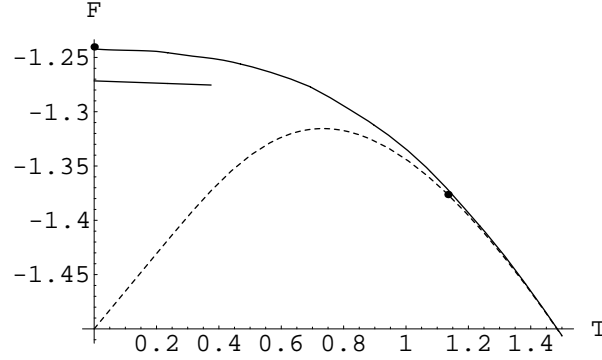


FIG. 7: Free energy vs. Temperature of the paramagnetic solution in the hexagon approximation (solid) for the 2DEA model with bimodal couplings on the Hexagonal lattice. The dot at $T = 0$ represents the ground state energy of the actual model. The paramagnetic Bethe solution (dotted) is unstable below $T = 1.13459$ (dot), the model on the Bethe lattice has a spin-glass phase transition at this temperature. The straight line is $E_0 - TS_0$ where E_0 (S_0) is numerical estimate for the ground state energy (entropy) for the Bethe lattice (solid).

In the 2D square lattice spin-glass models we have found that the paramagnetic phase is thermodynamically stable down to zero temperature. This is in agreement with numerical evidence that show that the only critical point is at $T = 0$. Therefore it is natural to ask whether the CVM approximation also predicts a zero-temperature critical point. One can argue that this is not the case. Indeed both for models with Gaussian and bimodal interactions it can be seen that a magnetic field scaling with the temperature as $H = hT$ with h small has an effect $O(T)$ on the free energy, therefore the derivatives with respect to the field diverge as $d^k F/dH^k = O(T^{1-k})$. On the other hand the fluctuation-Dissipation-Theorem tells us that the quartic derivative is related to the fluctuations of the overlap (*i.e.* the spin-glass susceptibility) times T^{-3} . Thus we see that a quartic derivative diverging as T^{-3} does not imply a divergent spin-glass susceptibility at $T = 0$.

C. Free energy fluctuations

In random systems the free energy fluctuates from sample to sample. The scaling of the variance with the system size is rather nontrivial in mean-field spin-glass models like the Sherrington-Kirkpatrick model [16, 31, 32] and in random graphs with fixed connectivity with bimodal interactions [21, 33]. On the other hand in finite dimensional

systems it is known that the variance must scale as the square root of the volume [33, 34]. In particular at system size N the fluctuations $\Delta f_J \equiv f_J - \langle f_J \rangle$ of the free energy f_J of a given sample around its average value obey:

$$\langle \Delta f_J^2 \rangle = \frac{\sigma^2}{N} \quad (42)$$

Although the mean-field prediction is $\sigma = 0$ it has been shown that the loop corrections leads to a non-zero σ [35, 36]. The present approach also predicts a non-zero σ and it allows to get a quantitative estimate.

In the replica framework it can be shown that σ is related to the $O(n^2)$ term in the expansion of $n\Phi(n)$ at small n (see [16]). It has been recently noted [21] that on the Bethe lattice one can compute the $O(n^2)$ expanding the variational expression of $n\Phi(n)$ around $n = 0$. Since the expression is variational the total second derivative with respect to n coincides with the partial derivatives evaluated at $n = 0$. The same argument applies in any CVM approximation. In order to obtain the results we need the variational expression of the CVM free energy written in terms of the message functions that it is presented in full generality in appendix B, the following discussion is based therefore on the definitions and results of appendix A and B. One has to expand the expression of the variational free energy eq. (B13) in powers of n at the second order and evaluate it using the $Q(U)$ corresponding to $n = 0$. We immediately see that the $O(n^2)$ is given by the sum over the different regions r of the fluctuations of the corresponding free energy with the usual region coefficients c_r . In particular we define the free-energy variance of region r at generic number of RSB steps K as:

$$\sigma_r^2 \equiv \langle \langle (\Delta F_{J,r}^{(K-1)})^2 \rangle \rangle - \langle \langle \Delta F_{J,r}^{(K-1)} \rangle \rangle^2 \quad (43)$$

where we have used the definitions:

$$\langle \langle O \rangle \rangle = \int \prod_{r'' s'' \in M(r)} P_{r'' s''}^{(K)} dP_{r'' s''}^{(K-1)} \langle O \rangle_J \quad (44)$$

We recall that the RS approximation corresponds to $K = 0$. With the previous definitions we have:

$$\sigma^2 = \frac{1}{N} \sum_{r \in R} c_r \sigma_r^2 \quad (45)$$

As usual if we assume that the distribution of the couplings $P(J)$ is the same for all J_{ij} we can conclude that the contributions of regions with the same form are equal and replace the above expression with a sum over types of region (*e.g.* the plaquette, the couple and the point in the plaquette approximation) each multiplied by the number of regions of a given type per spin, see discussion below eq. (B13). Note that the c_r can be negative and therefore a wrong approximation could yield a negative σ^2 , for instance a negative σ^2 is predicted by the RS solution of the SK model below the critical temperature [31], in agreement with the fact that the correct solution is not RS. On the contrary in all the $2D$ models considered we have found that the paramagnetic RS solution of the CVM approximation yields a positive σ^2 down to zero temperature in agreement with the expectation that the actual model is paramagnetic at any finite temperature.

For completeness we report the expression of the free energy fluctuations σ_{square}^2 of the plaquette approximations for the square lattice 2D model in the paramagnetic RS approximation. According to the above equations we have:

$$\sigma_{square}^2 = \sigma_{plaquette}^2 - 2\sigma_{couple}^2 + \sigma_{point}^2 \quad (46)$$

In the paramagnetic approximation all the symmetry-breaking small fields vanish, *i.e.* $q(u) = \delta(u)$ and $Q(U, u_1, u_2) = Q(U)\delta(u_1)\delta(u_2)$ therefore $\sigma_{point}^2 = 0$. For the couple we have:

$$\Delta F_{couple}^{(-1)}(U_U, U_D, J) \equiv \frac{1}{\beta} \ln \cosh \beta(U_U + U_D + J) \quad (47)$$

where we have neglected unimportant constant factors. The contribution of the couple reads:

$$\sigma_{couple}^2 = \int \frac{1}{\beta^2} \ln^2 \cosh \beta(U_U + U_D + J) dQ(U_U) dQ(U_D) dP(J) - \left(\frac{1}{\beta} \int \ln \cosh \beta(U_U + U_D + J) dQ(U_U) dQ(U_D) dP(J) \right)^2 \quad (48)$$

For the plaquette we have:

$$\Delta F_{plaquette}^{(-1)}(\#) \equiv \frac{1}{\beta} \ln \sum_{\sigma_1, \sigma_2, \sigma_3, \sigma_4} \exp \beta((U_D + J_D)\sigma_1\sigma_2 + (U_L + J_L)\sigma_2\sigma_3 + (U_U + J_U)\sigma_3\sigma_4 + (U_R + J_R)\sigma_1\sigma_4) \quad (49)$$

where the argument $\#$ stands for $(U_D, U_L, U_U, U_R, J_D, J_L, J_U, J_R)$ and:

$$\begin{aligned} \sigma_{\text{plaquette}}^2 &= \int \Delta F_{\text{plaquette}}^{(-1)}(\#)^2 dQ(U_D)dQ(U_L)dQ(U_U)dQ(U_R)dP(J_D)dP(J_L)dP(J_U)dP(J_R) \\ &\quad - \left(\int \Delta F_{\text{plaquette}}^{(-1)}(\#) dQ(U_D)dQ(U_L)dQ(U_U)dQ(U_R)dP(J_D)dP(J_L)dP(J_U)dP(J_R) \right)^2 \end{aligned} \quad (50)$$

In particular at zero temperature we have $\sigma_{\text{square}}^2 = 0.1678$, $\sigma_{\text{hex}}^2 = 0.100$ and $\sigma_{\text{tri}}^2 = 0.373$ respectively for the square, hexagon and triangle CVM approximation of the corresponding 2D lattices with bimodal coupling. In the case of the square lattice with Gaussian couplings we estimate $\sigma^2 = .536$ leading to $\sigma = .732$ in very good agreement with the value $\sigma = .725$ for the actual model reported in [33].

We note that the estimates for the 2D lattices with bimodal interactions represent a critical improvement with respect to the Bethe lattice where one has $\sigma = 0$ because of the spatial homogeneity of the model [21, 33].

D. Specific heat at $T = 0$

Another interesting prediction of the CVM approach regards the behaviour of the specific-heat at low temperatures. In the case of the square lattice it was suggested long ago by Swendsen and Wang [37] that the behaviour of the specific heat at low temperature is of the form

$$c_V \approx \frac{1}{T^p} a \exp[-A/T] \quad (51)$$

with $A = 2$. This is absolutely non-trivial because the energy of any finite-size excitation for the square lattice is a multiple of 4, and this would lead instead to $A = 4$ as later claimed in [38]. Over the years the $A = 2$ result has been supported by many authors [27, 39–41]; recently another scenario has also been proposed in which c_V behaves as a power law [10] with a universal exponent that is the same of models with Gaussian distributions of the couplings. The true nature of c_V remains nevertheless unclear [42].

Given that $Q(U)$ is symmetric it follows that in both the square, hexagonal (in agreement with [43]) and triangular lattice the behaviour of the specific heat at low temperature predicted by the CVM approximation is of the form (51) with $A = 2$ and $p = 2$. Note that this is a non-trivial prediction not only for the square lattice but also for the triangular one. It must be remembered however that the CVM is intrinsically a mean-field approximation and could never give a power-law behaviour. On the other hand it clearly suggests that even if a power-law behavior is actually present there are corrections of the form (51) with the non-trivial value $A = 2$.

The CVM approach yields also the numerical coefficient a of the leading term in (51) that can be computed working directly at zero temperature. Given that the correction is exceedingly small it is safer to work directly at zero temperature. In order to compute this coefficient one has to write the finite-temperature field U as

$$U = k + T\epsilon + Te^{-2\beta}z \quad (52)$$

and study the joint distribution of the triplets $Q(U) \rightarrow Q(k, \epsilon, z)$ whose equation was obtained considering the leading order contribution of the equation of $Q(U)$. Summarizing the low temperature behaviour of the specific heat according to the CVM approximation for the 2D Ising spin-glass with bimodal interactions is

$$c_V = \frac{a}{T^2} \exp[-2/T] \quad (53)$$

The coefficient in the case of the square lattice is $a \approx 60$ and does not appear to compare well with the numerical data, if we go back to fig. 3 we can argue that the error of the CVM square approximation with respect to the actual model is not small enough to reproduce quantitatively the behaviour of the specific heat

At last, it is also interesting to note that much as in the case of $O(n^2)$ term discussed above, the replica CVM predicts a *qualitatively* different behaviour than the Bethe approximation. The low-temperature specific-heat behaviour has not been considered in the case of the Bethe lattice; nevertheless it is known that the Bethe approximation yields a spurious phase transition with non-zero symmetry-breaking fields u concentrated over the integers. In the case of odd connectivities (corresponding *e.g.* to the hexagonal lattice) this leads naturally to a $A = 2$ gap, instead in the case of even connectivities (corresponding to the square and triangular lattices) the fields are known to concentrate over *odd* integers values leading to $A = 4$, while as we saw the use of the CVM approximation reduces the gap and leads to $A = 2$ for all the three 2D model considered.

VI. THE SPIN-GLASS PHASE TRANSITION IN THE PLAQUETTE APPROXIMATION

A typical application of the CVM [8] is the location of the critical temperature of phase transitions. We recall that in the plaquette approximation above the critical temperature the small fields u vanish, *i.e.* we have:

$$q(u) = \delta(u) \quad (54)$$

$$Q(U, u_1, u_2) = Q(U)\delta(u_1)\delta(u_2) \quad (55)$$

A spin-glass phase transition corresponds to the fact that the symmetry-breaking fields u become non-zero. Near the critical temperature of a second-order phase transition the symmetry-breaking fields u will be no longer zero but small, and we will determine the location of the critical temperature considering the second moments of the distributions. We define:

$$a := \int q(u)u^2 du \quad (56)$$

$$a_0(U) := \int \int Q(U, u_1, u_2) du_1 du_2 \quad (57)$$

$$a_{ij}(U) := \int \int Q(U, u_1, u_2) u_i u_j du_1 du_2 \quad i, j = 1, 2 \quad (58)$$

For symmetry reason we expect $Q(U, u_1, u_2) = Q(-U, -u_1, u_2) = Q(U, -u_1, -u_2) = Q(U, u_2, u_1)$ thus $a_{11}(U) = a_{22}(U)$, furthermore $a_0(U)$ and $a_{11}(U) = a_{22}(U)$ will be even function of U , while $a_{12}(U)$ will be an odd function of U .

Now to explain the basics of the method we consider the simplest case of the Bethe approximation in which only the function $q(u)$ is present. In this case the transition is marked by the fact that the parameter a defined above vanishes above the critical temperature while it is different from zero below. To determine the critical temperature one expands the iterative equation at small a and obtain something of the form:

$$C(T)a + B(T)a^2 + O(a^3) = 0, \quad (59)$$

the critical temperature corresponds to the vanishing of the coefficient $C(T)$, or equivalently to the fact that the homogeneous linear equation $aC(T) = 0$ admits a non-zero solution. The condition $C(T) = 0$ leads to the equation $\langle \tanh^2 \beta_c J \rangle_J = 1/c$ in the Bethe approximation where $c+1$ is the connectivity of the model. We note that below the critical temperature the function $q(u)$ is also described by higher order moments, however to determine exactly the critical temperature it is sufficient to consider the behavior of the second moment a .

We have obtained the corresponding linear homogeneous equation for the variables $\{a, a_{11}(U), a_{12}(U)\}$ in the form:

$$a = K_{a,a}a + \int dU' K_{a,a_{11}}(U')a_{11}(U') + \int dU' K_{a,a_{12}}(U')a_{12}(U') \quad (60)$$

$$a a_0(U) + a_{11}(U) = K_{a_{11},a}(U)a + \int dU' K_{a_{11},a_{11}}(U, U')a_{11}(U') + \int dU' K_{a_{11},a_{12}}(U, U')a_{12}(U') \quad (61)$$

$$a_{12}(U) = K_{a_{12},a}(U)a + \int dU' K_{a_{12},a_{11}}(U, U')a_{11}(U') + \int dU' K_{a_{12},a_{12}}(U, U')a_{12}(U') \quad (62)$$

where the various coefficients K depends on the temperature and on the corresponding function $Q(U)$, we do not report them all but in the following we will explain how they have to be obtained. The critical temperature should be identified with the point where the above homogeneous set of equations admits a non-zero solution for the parameters $(a, a_{11}(U), a_{12}(U))$. The corresponding eigenvector determines the behavior of the function $q(u)$ and $Q(U, u_1, u_2)$ slightly below the critical temperature.

To see how the coefficients K have to be obtained we consider the equation for the parameter a . We start from the equation for $q(u)$, eq. (19), we multiply both sides times u^2 and integrate over u . We have:

$$a = \int \hat{h}^2 dQ_{bcfg,fg} dQ_{fglm,fg} dq_{cg,g} dq_{gh,g} dq_{gm,g} dP(J_{fg}) \quad (63)$$

Where the function \hat{h} is defined in eq. (19). Now we expand the function \hat{h} at the second order in powers of the small

fields u , and express the integrals in eq. (63) in terms of a , $a_0(U)$ and $a_{ij}(U)$, the result is:

$$a = 3a \int P(J)a_0(U^P)a_0(U^D) \tanh^2 \beta(J + U^D + U^P) dJ dU^D dU^P + 2 \int a_{11}(U) dU + \quad (64)$$

$$+ 2 \int P(J)a_0(U^P)a_{11}(U^D) \tanh^2 \beta(J + U^D + U^P) dJ dU^D dU^P + \quad (65)$$

$$+ 4 \int P(J)a_0(U^P)a_{12}(U^D) \tanh \beta(J + U^D + U^P) dJ dU^D dU^P \quad (66)$$

The above equation corresponds to eq. (60). The other coefficients can be obtained similarly multiplying both sides of the equation for $Q(U, u_1, u_2)$ (*i.e.* eqs. (34) and (35)) times $(\tilde{u}_{gflm,lm}^l)^2$ and $\tilde{u}_{gflm,lm}^l \tilde{u}_{gflm,lm}^m$ and integrating over. The resulting expressions are fairly complicated and we do not write them down here.

A complete analytical treatment of the problem seems unfeasible, also because we do not have an analytical expression of $Q(U)$ at all temperatures. Thus we have discretized the space of the U , assuming that it can take only a finite number $2I_{max} + 1$ of values in the interval $(-U_{max}, U_{max})$, *i.e.* $U = i du$ with $i = 0, \pm 1, \pm 2, \dots, \pm I_{max}$ and $du = U_{max}/I_{max}$. Correspondingly we have a set of $4I_{max} + 3$ variables $\mathbf{a} \equiv (a, a_{11}(U), a_{12}(U))$. At any temperature we first compute $Q(U)$ on the discretized range of U and then we rewrite the set of equation (60,61,62) in the form $\mathbf{J} \cdot \mathbf{a} = 0$ where \mathbf{J} is a $(4I_{max} + 3) \times (4I_{max} + 3)$ matrix, (in the following we will refer to it as the Jacobian matrix).

The computation of the coefficients is the technical bottleneck of the computation, we have worked typically with $U_{max} = 2$ and $I_{max} = 40$. The Jacobian matrix is diagonalized and the critical temperature have to be identified with the point where it has a vanishing eigenvalue or correspondingly a vanishing determinant. Note that we are linearizing the equations and therefore we call *Jacobian* the matrix that we compute, as a consequence this matrix is not symmetric and can have complex eigenvalues. A symmetric matrix would be obtained had we considered the Hessian of the free energy. However as far as the determination of the critical temperature is concerned the two approaches are completely equivalent.

We have considered the 2DEA Ising model with couplings $J = \pm 1$ on the square lattice. Interestingly enough *the plaquette approximation predicts no spurious spin-glass phase transition at any finite temperature*. In other words the determinant of the Jacobian remains always finite, this has to be compared with the Bethe approximation that yields a spurious spin-glass transition at $T = 1.51865$ for the 2DEA model with $J = \pm 1$. In fig. 8 we plot the inverse of the logarithm of the determinant of the Jacobian at low temperatures. This was obtained using $U_{max} = 2.1$ and $I_{max} = 42$ therefore the Jacobian is a 171×171 matrix. The plot shows that the determinant does not vanish at least down to $T = .05$ and suggest that it does not vanish at any finite temperature. A careful study of its behavior as $T \rightarrow 0$ goes beyond the scope of this work.

A similar study on the 2DEA Ising model with couplings $J = \pm 1$ on the triangular lattice shows that instead the Jacobian vanishes at $T = 1.0$ that improves considerably on the Bethe lattice estimate $T = 2.078$. It is interesting to note that also in the 2D triangular antiferromagnet (which has again a zero temperature critical point) the CVM approximations yields a spurious phase transition [44].




FIG. 8: Plot of the inverse of the logarithm of the determinant of the Jacobian vs. Temperature for the 2D square lattice with bimodal interactions (see text). It is strictly positive down to zero temperature thus there is no second-order spin-glass phase transition in the model at finite temperature.

A. General dimension

The plaquette approximation can be also applied to regular lattices in any number of dimensions. The objects to be considered are still the messages functions $q(u)$ and $Q(U, u_1, u_2)$ but the coefficients c_r of the regions and the total number of regions per spin changes. For instance in $3D$ we have $c_{\text{plaquette}} = 1$, $c_{\text{couple}} = -3$ and $c_{\text{point}} = 7$ while the number of regions per spin are $n_{\text{plaquette}} = 3$, $n_{\text{couple}} = 3$, $n_{\text{point}} = 1$. The total number of messages entering in a given region also changes, in particular in generic dimension D there are $2D$ messages $q(u)$ entering on the point; on the couple of points there are $2D - 2$ messages $Q(U, u_1, u_2)$ and $2D - 1$ messages $q(u)$ for each point, while on the plaquette there are $2D - 3$ messages $Q(U, u_1, u_2)$ on each link and $2D - 2$ messages $q(u)$ on each point. The above formalism for the study of a second-order phase transition can be extended straightforwardly to general dimension provided some care is taken in order for the computation of the Jacobian matrix to be done in reasonable time. In practice we have introduced auxiliary functions to represents the convolutions of $Q(U)$ with itself in order that the integrals needed to compute the elements of the Jacobian remain three-dimensional as in $2D$.

In dimension higher than two the EA model is largely believed to display a second-order spin-glass phase transition. In fig. 9 we plot the value of the smallest eigenvalue of the Jacobian matrix of the 3DEA Ising model. We see that unfortunately it does not vanish at all, although it decreases considerably around the temperature where the actual model is believed to have a phase transition, $T \sim 1.1$. The plaquette approximation leads to a disaster in $3D$: if we did not know the actual behavior of the model we could wrongly think that much as in $2D$ the paramagnetic phase is stable down to zero temperature; however a clear hint that this cannot be the case comes from the study of the free energy. In fig. 10 we plot the free energy as a function of the temperature, this shows that the entropy remains positive but the free energy has the wrong convexity at low temperature and negative specific heat. Another indication that the paramagnetic solution is wrong in $3D$ at low temperature comes from the fact that at zero temperature the solution does not converge on integers values, at variance with the $2D$ case studied in the previous section. We have also considered different distributions of the couplings (Gaussian and Diluted) and check that unfortunately the plaquette approximation still does not predict any phase transition in $3D$. The present approach is able to detect a second-order phase transition where the variables $(a, a_{11}(U), a_{12}(U))$ are small, it is also possible that the plaquette approximation makes the transition first-order but we leave the investigation of this point for future work. Note that the smallest eigenvalue gets very near to zero therefore we expect that in an approximation with a basic region slightly larger than the plaquette we should be able to recover the expected phase transition.

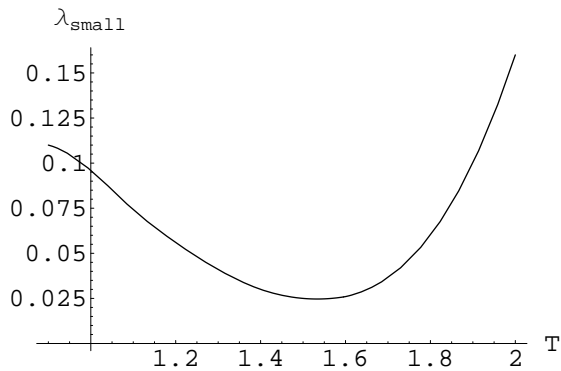


FIG. 9: Plot of the smallest eigenvalue of the Jacobian around the expected critical temperature $T = 1.1$ for the plaquette approximation of the 3DEA model with bimodal interactions. Since it does not vanish the CVM predicts no second-order phase transition in this approximation.

Fortunately enough, the situation gets better in dimension four (see fig. 11) where the smallest eigenvalues vanishes at $T = 2.2$, thus correcting around $2/3$ of the error of the Bethe estimate $T = 2.51$ of the actual value of the critical temperature $T = 2.03$ estimated numerically [45]. Increasing the dimension the quality of the results improves systematically, in $5D$ we have $T = 2.550$ to be compared with high-temperature series estimates $T = 2.57(1)$ [46] and $T = 2.54(3)$ [47], thus correcting almost all the error of the Bethe approximation estimate $T = 2.88$.

It is interesting to observe that according to fig. (11) the smallest eigenvalue in dimension four of the paramagnetic solution vanishes again lowering the temperature below $T = 2.2$ at around $T = 1.9$, we will discuss this unexpected feature of the solution at the end of the present section.

We have seen that the plaquette approximation gives good results in $2D$ and in general dimension greater than three, while in $3D$ it leads to a disaster at low temperature. We note that the Bethe approximation is correct at

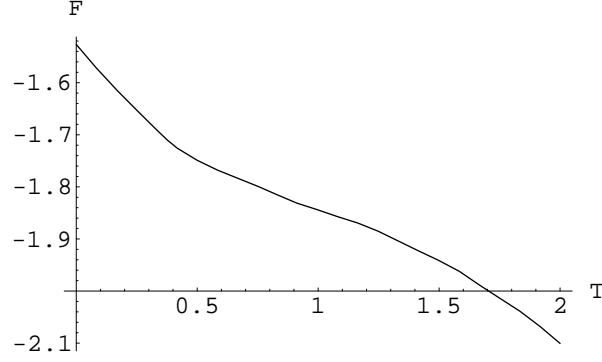


FIG. 10: Free energy vs. Temperature of the paramagnetic RS solution of 3DEA model in the plaquette approximation, although in this approximation there is no second-order phase transition, the paramagnetic solution is unphysical at low temperature predicting a negative specific heat.

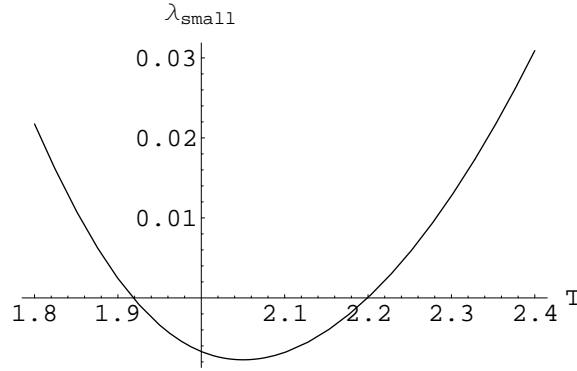


FIG. 11: The smallest eigenvalue of the Jacobian vs. Temperature for the plaquette approximation of the 4DEA model with bimodal interactions. It vanishes at $T = 2.2$ thus correcting 2/3 of the error of the Bethe approximation $T = 2.52$ on the actual value of the critical temperature $T = 2.03$ [45]. Note the presence of second zero at $T \approx 1.9$ that we interpret as a sign of RSB, see text.

$D = 1$ and at $D = \infty$, thus it is natural that the plaquette approximation is a perturbative correction to Bethe in high enough dimension as can be seen already in dimension five. Looking at the behavior of the smallest eigenvalue of the Jacobian matrix in $D = 3$ we see that, although it does not vanish, it has a minimum around the true critical temperature $T = 1.1$ and it is likely that the second-order phase transition reappears considering a basic region larger than the plaquette, *e.g.* the cube. We note however that this approximation requires to deal with equations for the order parameters involving convolutions *even* in the RS paramagnetic phase, a technical difficulty that is not present for the plaquette.

The study of the spin-glass phase requires to deal with non-zero fields (u, u_1, u_2) and to deal with the convolutions appearing in eq. (34). Thus the study of the spin-glass phase requires to tackle this technical difficulty and goes beyond the scope of this work. Nevertheless the study of the Jacobian gives us a *crucial* information on the spin-glass phase that we will discuss in the following.

Slightly below the critical temperature in $D > 3$ the quantities $(a, a_{11}(U), a_{12}(U))$ are proportional to the vanishing eigenvector of the Jacobian matrix. In other words we have:

$$(a, a_{11}(U), a_{12}(U)) = b(T_c - T)(\lambda_a^{(0)}, \lambda_{a_{11}}^{(0)}(U), \lambda_{a_{12}}^{(0)}(U)) \quad (67)$$

where $(\lambda_a^{(0)}, \lambda_{a_{11}}^{(0)}(U), \lambda_{a_{12}}^{(0)}(U))$ are the components of the eigenvector corresponding to the zero eigenvalue and b is some numerical constant that cannot be determined solely from the knowledge of the Jacobian but needs the computation of the quadratic terms. Indeed the determination of the proportionality factor requires to include the next order terms analogous to the term $B(T)$ in eq. (59) at the Bethe level. In fig. 12 we plot the function $a_{11}(U)$ (modulo an unknown positive constant scaling as $T_c - T$, *i.e.* the non-normalized eigenvector) at a generic temperature slightly

below $T_c = 2.2$ for the 4DEA with bimodal interactions, the proportionality factor is such that the a component is positive, $a = 0.08490$.

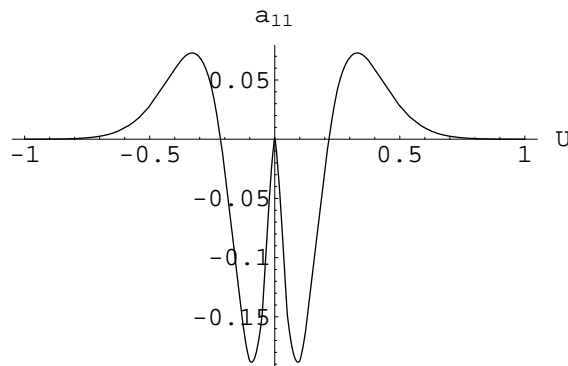


FIG. 12: The function $a_{11}(U)$ (modulo an unknown positive constant scaling as $T_c - T$) at a generic temperature slightly below $T_c = 2.2$ for the 4DEA with bimodal interactions, see text. It is negative for some values of U meaning that the function $Q(U, u_1, u_2)$ is not positive definite.

We see that $a_{11}(U)$ is negative for some values of U and this is puzzling, indeed we recall that the definition of $a_{11}(U)$ is:

$$a_{11}(U) = \int Q(U, u_1, u_2) u_1^2 du_1 du_2 \quad (68)$$

thus if $a_{11}(U)$ is negative below the critical temperature for some U it follows that *the message function $Q(U, u_1, u_2)$ cannot be positive definite!* The first consequence of this fact is that the function $Q(U, u_1, u_2)$ cannot be interpreted as a distribution function of the messages (U, u_1, u_2) on a given sample: had we followed that interpretation we should have concluded that the whole approach is inconsistent. In the next section we will discuss this issue in more depth and see that instead it is the naive interpretation that is actually inconsistent, in particular we will show that the message functions $Q(U, u_1, u_2)$ need not to be positive definite while the beliefs of the regions do.

We mention that negative $a_{11}(U)$ are found also if we study the response of the system to the presence of a small field H in the high-temperature phase. In this case we find non-zero values of $(a, a_{11}(U), a_{12}(U))$ of order $O(H^2)$ that can be determined inverting the Jacobian matrix and applying it to the $O(H^2)$ perturbation, and again we find that while a is positive $a_{11}(U)$ is negative for some values of U . This effect survives in the infinite temperature limit. In this regime we find that at leading order the variables to be considered are a and $\bar{a}_{11} = \int a_{11}(U) dU$ and an explicit computation shows that $a \simeq H^2 \beta^2$ and $\bar{a}_{11} \simeq -3\beta^6 H^2$ in any dimension.

We note that the fact that the messages are not positive definite means that they cannot be simply represented as populations and this, together with the presence of convolutions in the variational equations, is a technical challenge to be overcome in order to obtain quantitative results for general CVM approximations and for all regions of the phase diagram.

We also mention that the Jacobian approach presented here can be also applied to study the phase diagram of models with ferromagnetically biased interactions, in this case one would be interested in the location of the ferromagnetic transition and the variables to be used should be $\tilde{a} = \int q(u)u du$ and $\tilde{a}_1(U) = \int Q(U, u_1, u_2)u_1 du_1 du_2 dU$.

We end this section with a comment on the peculiar feature displayed by the smallest eigenvalue of the Jacobian in four dimension according to fig. (11). Below $T = 2.2$ we expect to find a RS spin-glass solution with a non-zero positive value of $a \propto (T_c - T)$. As we already said the actual value of the proportionality factor cannot be determined solely from the knowledge of the Jacobian but needs the computation of the quadratic terms. However if we assume that these terms do not change too much with the temperature between the $T = 2.2$ and $T = 1.9$ (*i.e.* where the eigenvalue vanishes again) we easily see that the parameter a should have the opposite behaviour of the smallest eigenvalue. In particular, lowering the temperature, it will initially increase from zero to some maximum and then decrease again to zero. This would be completely unphysical and means that probably the RS spin-glass solution becomes meaningless and has to be abandoned below some temperature greater than $T = 2.05$ where the smallest eigenvalue reaches its minimum. It is tempting to interpret this fact as an indication that the RS spin-glass solution is physically wrong at low temperature and that a RSB solution has to be considered instead. One can further speculate that if this is the case two phenomena should be observed. First the effect should become more pronounced while increasing the size of the basic CVM region. In other words increasing the precision of the CVM approximation the

region of validity of the RS spin-glass solution should shrink to zero *i.e.* the first two zeroes of the smallest eigenvalue should tend to coincide. Second for a given CVM approximation the use of a RSB solution should increase the range of validity of the solution shifting the point where the solution becomes unphysical to lower temperatures. We think that this is a very interesting open problem.

VII. PHYSICAL INTERPRETATION OF THE BELIEFS

In the previous section we have seen that the messages functions $Q(U, u_1, u_2)$ of the plaquette CVM approximation in general dimension are not definite positive and cannot be interpreted as distribution functions. In this section we will obtain the physical interpretations of the beliefs of $b_r(\sigma)$ of the regions of the replicated model. In particular we will show that the beliefs in the RS approximation can be interpreted as distributions over the disorder of the local Hamiltonians.

We consider first the belief of a point on the lattice, say 0. In the n -replicated system there are n spins $\sigma_0^1, \dots, \sigma_0^n$ on that point. As we saw in section II averaging over the disorder couples the different replicas and the effective Hamiltonian becomes $-\sum_{ij} \ln \langle \exp[\beta J \sum_a \sigma_i^a \sigma_j^a] \rangle$. The belief $b(\sigma_0)$ describes the marginal distribution of the replicated spins at point 0 with respect to the replica Hamiltonian. Any correlation between any number p of the n spins at site 0 can be expressed in terms of $b(\sigma_0)$

$$\langle \langle \sigma_0^{a_1} \dots \sigma_0^{a_p} \rangle \rangle = \sum_{\sigma_0} (\sigma_0^{a_1} \dots \sigma_0^{a_p}) b(\sigma_0) \quad (69)$$

where $\langle \langle \dots \rangle \rangle$ means average with respect to the replicated Hamiltonian. On the other hand such a correlation can be written as:

$$\langle \langle \sigma_0^{a_1} \dots \sigma_0^{a_p} \rangle \rangle = \frac{\sum_{\{\sigma\}} (\sigma_0^{a_1} \dots \sigma_0^{a_p}) \langle e^{\beta \sum_{ij,a} J_{ij} \sigma_i^a \sigma_j^a} \rangle}{\sum_{\{\sigma\}} \langle e^{\beta \sum_{ij,a} J_{ij} \sigma_i^a \sigma_j^a} \rangle} = \frac{\langle (\langle \sigma_0^{a_1} \rangle_J \dots \langle \sigma_0^{a_p} \rangle_J) Z_J^n \rangle}{\langle Z_J^n \rangle} = \frac{\langle m_{0,J}^p Z_J^n \rangle}{\langle Z_J^n \rangle} \quad (70)$$

Where $\langle \dots \rangle$ means average over the disorder, Z_J is the partition function of the non-replicated system for a given realization of the disorder J , $\langle \dots \rangle_J$ means thermodynamic average at given disorder J and $m_{0,J}$ is the magnetization at site 0 of the non-replicated system with a given disorder realization J . The equality between the second and the third term follows from putting the disorder average outside the sum over the configurations of the replicated system and thus recovering the independence of the different replicas prior to the averaging. The above equations tells us that the correlation between p replicated spins at the same site 0 is equal to the average with respect of the disorder of the p moment of the magnetization at site 0 of the non-replicated system. Note that each disorder realization is weighted with a weight proportional to the partition function to the power n . In particular when $n \rightarrow 0$ we recover the standard white average over the disorder while for non-zero n we are selecting samples with free energy different from the typical one [31]. According to section A the RS parametrization of the belief $b(\sigma_0)$ is obtained through a function $p(u)$ (the same for each site) in the form:

$$b(\sigma_0) = \int p(u) \frac{e^{\beta u \sum_a \sigma_0^a}}{(2 \cosh \beta u)^n} du, \quad (71)$$

now using eq. (69) and (70) we finally arrive at the following equation:

$$\int p(u) (\tanh \beta u)^p du = \frac{\langle m_{0,J}^p Z_J^n \rangle}{\langle Z_J^n \rangle} \quad (72)$$

The above equation encodes the physical meaning of the belief function $p(u)$. On a given sample J the magnetization $m_{0,J}$ of site 0 is determined by an effective field $u = \text{arctanh}(m_{0,J})/\beta$ on site 0 generated by the rest of the system. Since the above equation is valid for any p it follows that *the function $p(u)$ is the distribution over the different samples of the effective field acting on a given site.*

The same interpretation can be obtained for the belief of the couple of points and for the plaquette. On a given sample the effect of the rest of the system on a couple of spins σ_1 and σ_2 generates an effective local Hamiltonian of the form $-(U\sigma_1\sigma_2 + u_1\sigma_1 + u_2\sigma_2)$ that determines completely the magnetizations and correlation of the two spin; the belief function of the couple of points $P(U, u_1, u_2)$ is the distribution over the different samples of the effective local Hamiltonian.

The CVM approach (in particular eq. (5)) tells us that the distributions $p(u)$ and $P(U, u_1, u_2)$ can be expressed in terms of the message functions $q(u)$ and $Q(U, u_1, u_2)$ in the following way (we specialize as before to the 2DEA model on the regular lattice):

$$p(u) = \int \prod_{i=1}^4 [q(u_i) du_i] \delta(u - (u_1 + u_2 + u_3 + u_4)) \quad (73)$$

and

$$\begin{aligned} P(U, u_1, u_2) = & \int \prod_{i=1}^3 [q(u_i) du_i] \prod_{i=1}^3 [q(v_i) dv_i] \prod_{a=up, down} [Q(U_a, u_a, v_a) dU_a du_a dv_a] P(J) dJ \times \\ & \times \delta(U - (U_{up} + U_{down} + J)) \delta\left(u_1 - \left(\sum_{i=1}^3 u_i + u_{up} + u_{down}\right)\right) \delta\left(u_2 - \left(\sum_{i=1}^3 v_i + v_{up} + v_{down}\right)\right) \end{aligned} \quad (74)$$

In the Bethe approximation the message function $q(u)$ can be interpreted as the disorder distribution of the effective field u on a given spin σ with connectivity c when $c-1$ links connected to it are removed. This is a peculiar feature of the Bethe approximation but in general the message functions do not admit an interpretation as distributions as the one derived above. Indeed, as we have seen in the previous section, they are not positive definite in general. On the other hand it can be argued that the distribution $P_{no-J}(U, u_1, u_2)$ of the effective Hamiltonian of a couple of points in the absence of the link connecting them obeys the equation:

$$P(U, u_1, u_2) = \int dU' dJ P_{no-J}(U', u_1, u_2) \delta(U - (U' + J)) P(J) \quad (75)$$

and therefore $P_{no-J}(U, u_1, u_2)$ is equal to (74) without the integration over $P(J) dJ$:

$$\begin{aligned} P_{no-J}(U, u_1, u_2) = & \int \prod_{i=1}^3 [q(u_i) du_i] \prod_{i=1}^3 [q(v_i) dv_i] \prod_{a=up, down} [Q(U_a, u_a, v_a) dU_a du_a dv_a] \times \\ & \times \delta(U - (U_{up} + U_{down})) \delta\left(u_1 - \left(\sum_{i=1}^3 u_i + u_{up} + u_{down}\right)\right) \delta\left(u_2 - \left(\sum_{i=1}^3 v_i + v_{up} + v_{down}\right)\right) \end{aligned} \quad (76)$$

A similar expression can be obtained for the distribution of the effective Hamiltonian of the plaquette without the links inside it. We note that the distribution $P_{no-J}(U, u_1, u_2)$ allows a straightforward computation of the local energy through the following expression that can be also (consistently) obtained in way similar to eq. (72) deriving explicitly the replicated free energy.

$$E = - \int P(J) dJ P_{no-J}(U, u_1, u_2) dU du_1 du_2 J \frac{\tanh(\beta U + \beta J) + \tanh \beta u_1 \tanh \beta u_2}{1 + \tanh(\beta U + \beta J) \tanh \beta u_1 \tanh \beta u_2} \quad (77)$$

From eqs. (73) and (74) we see that the message functions $Q(U, u_1, u_2)$ and $q(u)$ need not to be positive definite but they must be such that $p(u), P(U, u_1, u_2)$ and $P_{no-J}(U, u_1, u_2)$ are. We will check that this is indeed the case in the following. In the last section we have argued that at the critical temperature of the spin-glass phase transition the fields u are small and at first order in $T - T_c$ the message functions are described by the variables $(a, a_{11}(U), a_{12}(U))$ that represent the average of the second moments of the fields, see eq. (56) and (58). Consistently we noted that these variables are proportional to the eigenvector with zero eigenvalue of the Jacobian matrix and checked that the eigenvector (and thus $(a, a_{11}(U), a_{12}(U))$) is such that the function $Q(U, u_1, u_2)$ cannot be positive definite, see fig. 12. In the following we consider the similar quantities for $P(U, u_1, u_2)$ near the critical temperature:

$$q_{11}(U) \equiv \int P(U, u_1, u_2) u_1^2 du_1 du_2 \quad (78)$$

$$q_{12}(U) \equiv \int P(U, u_1, u_2) u_1 u_2 du_1 du_2 \quad (79)$$

Given that $P(U, u_1, u_2)$ is a distribution we must find $q_{11}(U) \geq 0$ and $q_{11}(U) - q_{12}(U) \geq 0$ for all U . On the other hand from eq. (74) we see that $q_{11}(U)$ and $q_{12}(U)$ can be obtained from $(a, a_{11}(U), a_{12}(U))$ through a linear transformation,

again modulo an unknown positive constant that scales as $T_c - T$. In fig. 13 and 14 we plot $q_{11}(U)$ and $q_{11}(U) - q_{12}(U)$ for the 4DEA model with bimodal interactions slightly below the critical temperature, they were obtained through a linear transformation from the corresponding $(a, a_{11}(U), a_{12}(U))$, ($a_{11}(U)$ is shown in fig. 12). Consistently we see that unlike $a_{11}(U)$, both $q_{11}(U)$ and $q_{11}(U) - q_{12}(U)$ are positive for all U as they should. One can check that similar quantities corresponding to $P_{no-J}(U, u_1, u_2)$ or the plaquette are also compatible with the general fact that the beliefs have to be interpreted as a distribution functions over the disorder of the local effective Hamiltonians.

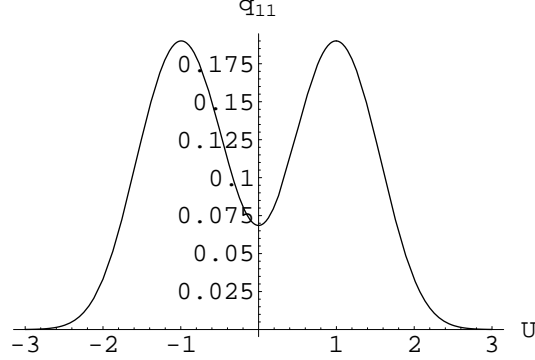


FIG. 13: The function $q_{11}(U) = \int P(U, u_1, u_2) u_1^2 du_1 du_2$ (modulo an unknown positive constant scaling as $T_c - T$) at a generic temperature slightly below $T_c = 2.2$ for the 4DEA with bimodal interactions, see text. It is always positive as it should since $P(U, u_1, u_2)$ is a distribution.

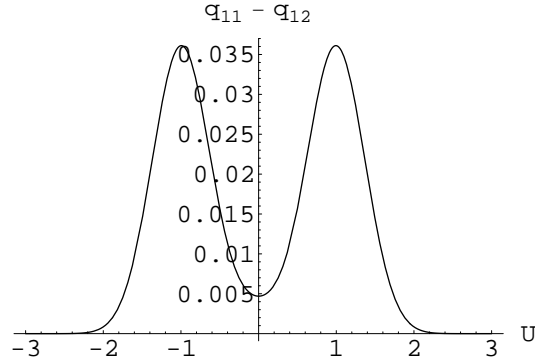


FIG. 14: The function $q_{11}(U) - q_{12}(U) = \int P(U, u_1, u_2) (u_1 - u_2)^2 / 2 du_1 du_2$ (modulo an unknown positive constant scaling as $T_c - T$) at a generic temperature slightly below $T_c = 2.2$ for the 4DEA with bimodal interactions, see text. It is always positive as it should since $P(U, u_1, u_2)$ is a distribution.

In the previous section we noticed that interpreting the message function $Q(U, u_1, u_2)$ as a distribution of the messages (U, u_1, u_2) on a given instance is wrong and misleading. We have seen why it is misleading: had we interpreted in that way we would have look for a solution in the spin-glass phase with strictly positive $a_{11}(U)$ while the true $a_{11}(U)$ is negative form some values of U . We conclude this section providing some arguments to show that it is inconsistent.

Consider the function for the belief of the single point eq. (73). Can we interpreter it as saying that $q(u)$ describes the distribution of the messages u_i on a given realization of the disorder? The answer is no because it would lead to conclude that these messages are spatially uncorrelated. This is true in the Bethe approximation but not in the plaquette approximation, for instance the messages coming from the direction North and West come from regions that are both contained in the NW plaquette and cannot be uncorrelated. Furthermore we may notice that this equation remains the same if we consider the CVM approximation in which the basic region is a generic $L \times L$ plaquette. Once again on a given instance we would have four messages entering on a point but when we average over different samples these messages are correlated: thus it is crucial to understand that the function $q(u)$ has nothing to do with the distribution of the messages on a single sample. Actually the messages are auxiliary objects of the approach while the true physical objects are the beliefs.

Similarly looking at the equation for the beliefs of the couple of points eq. (74) we see that if we interpreted $Q(U, u_1, u_2)$ as the distribution over different samples of the messages fields (U, u_1, u_2) and $q(u)$ as that of u , we should have concluded that the corresponding messages are spatially uncorrelated and again we see that this is in contrast with the key CVM assumption that objects in the same basic region (the plaquette) are correlated.

Finally if we go back to the definition of the messages functions we see that a generic message $\rho(\sigma_1, \sigma_2)$ in terms of replicated spins must be positive function, instead the corresponding function $Q(U, u_1, u_2)$ is some kind of integral transform of $\rho(\sigma_1, \sigma_2)$ and need not to be positive.

We are now in position to discuss the relationship between the replica CVM approach and the earlier results of the Tohoku group [12–14]. In 1980 Katsura, Fujiki and Nagahara were the first to apply CVM ideas to spin-glasses and studied the phase diagrams of various models. They started from the CVM message-passing equations on a given sample and introduced the functions $q(u)$ and $Q(U, u_1, u_2)$ intended to be the sample-to-sample distributions of the messages (actually they wrote $Q(U, u_1, u_2) = Q(U)g(u_1)g(u_2)$). As we discussed in section IV, these assumptions lead to the same set of equations for $q(u)$ and $Q(U, u_1, u_2)$ that we have obtained through Replica CVM at the RS level. However, even if the equations are the same, the starting assumptions are inconsistent and in the end the actual solutions $q(u)$ and $Q(U, u_1, u_2)$ turn out not to be distributions. Thus we think that in general Replica CVM provides a more satisfactory and consistent derivation of the RS CVM equations obtained nearly thirty years ago by the Tohoku group. Most importantly the equations follow from a variational principle and can be generalized to include RSB.

Actually Katsura *et al.* did not write down the full set of equations (33,34,35) but studied the paramagnetic solution in various models and considered the location of a second-order spin-glass phase transition. They solved equation (38) approximating $Q(U)$ as a couple of delta functions, then in order to locate the transition temperature they studied the Jacobian under the assumption that $Q(U, u_1, u_2) = Q(U)g(u_1)g(u_2)$. This assumption is inconsistent with the equation for $Q(U, u_1, u_2)$ that does not admit a factorized solution but simplifies the computation of the Jacobian because one has to deal with just two variables $a \equiv \int q(u) u^2 du$ and $a_{11} \equiv \int g(u) u^2 du$ compared to the full set of variables $(a, a_{11}(U), a_{12}(U))$ of the exact plaquette CVM. As expected their results are less precise than ours, for instance they obtained a spurious spin-glass phase transition on the 2DEA on the square lattice while remarkably we find no second-order phase transition. On the other hand their treatment allows to obtain an analytical expression of the Jacobian and of the phase diagrams and they could apply it to various models.

VIII. DISCUSSION

The Replica CVM can be used in principle to study the phase diagram of a wide range of disordered systems and it is also possible that it can be used to get quantitative predictions on single samples. However there are quantitative and qualitative technical differences with respect to standard CVM (and the GBP algorithm), to the Bethe approximation and to SP that represent a great challenge. In particular, integrals in many dimension, convolutions and message functions that are not positive definite conure to make applications extremely difficult beyond the simplest CVM approximations and smallest number of RSB.

Besides these technical difficulties the results of the second part of the paper show that, at least in the averaged case, the method yields sound results. This is not at all trivial given the frustrated nature of the model and the tricky continuation in replica number.

In many respects the method shares the same advantages and weak points of standard CVM. It is a good tool to obtain quantitative non-perturbative estimates in actual models and to characterize phase diagrams, *e.g.* the stability of the paramagnetic phase down to zero temperature in 2D spin-glass models is a remarkable result and we already mentioned that the Jacobian approach can be straightforwardly applied to study the ferromagnetic transition in 2D EA models with ferromagnetically biased interactions. Thus the method improves over perturbative schemes, say the $1/D$ expansion that on the other hand are more tractable in order to get qualitative results on systems with full-RSB [48].

On the other hand a standard CVM approximation is not guaranteed to be an upper bound to the true free energy and like many non-perturbative approximations can possibly give inconsistent results, in this respect we note that the plots of the free energy suggest that a good sequence of Replica CVM approximations of increasing precision should approach the true free energy from below and not from above as in standard CVM. This appears to be a consequence of the replica trick much as the fact that Parisi formula for the SK model has to be maximized and not minimized in order to determine the free energy [15]. Another drawback is that CVM is intrinsically a mean-field approximation. As such it will always predict mean-field critical exponents although in principle information on the true critical exponent can be obtained [18] *e.g.* comparing approximations with maximal regions of increasing size. However the problem of going beyond mean-field theory (*i.e.* using the loop expansion in Replica Field Theory) is way more important than to build more precise mean-field approximations like those yielded by replica CVM. This said

quantitative estimates can be rather useful to help solve long-standing problems in spin-glass theory. For instance an estimate of the actual location of the De Almeida-Thouless line [15] in finite dimensional models is highly desirable.

The next step beyond the applications presented here should be the RS treatment of the spin-glass phase of the EA model in the plaquette approximation, at least in $D > 3$. This includes the extension to finite small n that can be seen as a first simplified version of 1RSB (the so-called factorized solution). On the Bethe lattice [49] this improves considerably the RS result and differs little from the more precise 1RSB solution [2]. A similar considerable improvement of the factorized solution with respect to the RS one also in the plaquette approximation, if observed, would constitute non-trivial evidence supporting the RSB nature of the spin-glass phase in finite-dimensional models below the upper critical dimension 6.

A way to reduce the technical complexity of the exact Replica CVM equations is to use the variational expression, eqs. (7) and (B13), of the free energy parametrizing the messages functions in a simplified way and solving the corresponding variational equations that will be different from the exact equations (B2,B3) and (B4,B5). The number of possible parametrizations is virtually infinite, for instance it should be noted that in high-dimension the plaquette approximation can be considered a perturbative correction to the Bethe approximation and the RS function $Q(U, u_1, u_2)$ is peaked at small values of all its arguments. Therefore in that regime it is consistent to parametrize $Q(U, u_1, u_2)$ with few of its moments while considering the full $q(u)$, the application of this ansatz to finite dimension would be non-perturbative but could give consistent results. A different possibility is to assume that in the whole low-temperature phase, not only near T_c , the small fields distributions are essentially parametrized by their second moments, this amounts to consider as variables the functions $Q(U)$ and the parameters $(a, a_{11}(U), a_{12}(U))$ introduced in section VI. To obtain the variational equations of this ansatz we should parametrize the distribution of the fields (U, u_1, u_2) as delta functions plus second derivatives of delta functions, such that all moments of order higher than two vanish.

The main reason to look for tractable replica CVM approximations beyond the Bethe approximation is that one could then try to apply them on single samples in the spirit of the SP algorithm. On the other hand if one is just interested in the averaged properties it may be useful to consider also tree-like approximation with regions of increasing size. Being tree-like they are free of the convolutions and negative message functions problems, *i.e.* fully treatable with population dynamic algorithms. Therefore although they will be less precise than CVM approximations larger regions could be treated and extrapolation to the actual finite dimensional model achieved.

Acknowledgments

We thank I. Nishimori, Y. Kabashima, J. Poulter and A. Pelizzola for useful comments on the first version of this work. A. Lage and R. Mulet thank the hospitality of I.S.I. during the completion of this work. A. Lage also acknowledges support by the EC-funded STREP GENNETEC (“Genetics Networks: emergence and complexity”)

Appendix A: The Hierarchical Ansatz

In this appendix we present the hierarchical ansatz for the replicated CVM in full generality. In particular we will consider: i) a general CVM approximation, ii) a general number of RSB steps, iii) both the single sample and averaged cases. In appendix B the variational equations and the variational free energy will be derived.

In section III we have written the free energy in terms of messages that are positive functions of the configurations x_r of the variables in region r . In the following we will parametrize the messages in order to be able to take the analytical continuation to real n , the RSB parametrization requires the introduction of a set of K RSB parameters $1 \leq x_1, \dots, x_K \leq n$ that are numbers. Unfortunately at this stage the standard notations of the message-passing formulation of CVM [6] and of RSB [15] overlaps and the reader should not confuse the RSB parameter $1 \leq x_1, \dots, x_K \leq n$ (that are numbers) with the x_r defined previously (that specifies distinct configurations of the variable nodes in region r). However from now on we will concentrate on the Edwards-Anderson model defined above, therefore the nodes are Ising spins, *e.g.* for the region comprising spin a and b we have $x_{ab} \equiv \{\sigma_a, \sigma_b\}$ if the system is not replicated and $x_{ab} \equiv \{\tilde{\sigma}_a, \tilde{\sigma}_b\}$ if the system is replicated n times, such that at each site, say a , we have n spins $\tilde{\sigma}_a \equiv (\sigma_a^1, \dots, \sigma_a^n)$.

The general RS and RSB ansatz of a function $\rho(\tilde{\sigma})$ of n spins was originally presented in [19], later its parametrization in terms of distributions of fields was suggested in [20] and later revisited in [1], and we refer to those paper for an explanation of the main ideas underlying it. Here we generalize it to a generic function $\rho(\tilde{\sigma}_1, \dots, \tilde{\sigma}_p)$ where each $\tilde{\sigma}_i$ is a set of n Ising spins.

We start introducing the field U that parametrizes a probability distribution of p Ising spins, in the following we call it a p -field. U is a set of $2^p - 1$ real numbers $\{u_I\}$ where I is an index that labels all the subsets of the set of

indices $\{1, \dots, p\}$, (the empty set is excluded). We have then:

$$P_U(\sigma_1, \dots, \sigma_p) = \mathcal{N}(U) \exp \beta \left[\sum_i u_i \sigma_i + \sum_{i \leq j} u_{ij} \sigma_i \sigma_j + \sum_{i \leq j \leq k} u_{ijk} \sigma_i \sigma_j \sigma_k + \dots + u_{1, \dots, p} \sigma_1 \dots \sigma_p \right] \quad (\text{A1})$$

Where $\mathcal{N}(U)$ is a normalization constant. We define a probability distribution (population) $P^{(0)}(U)$ of such fields a 0-distribution, correspondingly a 1-distribution is a probability distribution on probability distributions (population of populations) and so on. A k -distribution will be written as $P^{(k)}$ and it defines a measure $P^{(k)} dP^{(k-1)}$ over the space of $k-1$ -distributions.

In order to parametrize the function $\rho(\tilde{\sigma}_1, \dots, \tilde{\sigma}_p)$ with K steps of RSB we need:

- a K -distribution $P^{(K)}$ of the fields U ;
- K integers $1 \leq x_1, \dots, x_K \leq n$ (for $n < 1$ they become real and the inequalities change sign);

In the following we will consider the parameters $1 \leq x_1, \dots, x_K \leq n$ fixed and consider just the dependency on the distributions. The construction is iterative and requires a set of functions $\rho_{P^{(k)}}(\tilde{\sigma}_1, \dots, \tilde{\sigma}_p)$ where *each* $\tilde{\sigma}_i$ is a set of x_{k+1} spins with $k = 1, \dots, K$ (we define $x_{K+1} \equiv n$ and $x_0 \equiv 1$). The normalization of $\rho_{P^{(k)}}$ is crucial, we choose to normalize all of them to 1. We define $\rho_{P^{(k)}}(\tilde{\sigma}_1, \dots, \tilde{\sigma}_p)$ starting from $\rho_{P^{(k-1)}}(\tilde{\sigma}_1, \dots, \tilde{\sigma}_p)$ first dividing all the $x_{k+1} \times p$ spins in x_{k+1}/x_k groups $\{\tilde{\sigma}_1, \dots, \tilde{\sigma}_p\}_{\mathcal{C}}$ of $x_k \times p$ spins labeled by an index $\mathcal{C} = 1, \dots, x_{k+1}/x_k$. Then we have:

$$\rho_{P^{(k)}}(\tilde{\sigma}_1, \dots, \tilde{\sigma}_p) = \int P^{(k)} dP^{(k-1)} \prod_{\mathcal{C}=1}^{x_{k+1}/x_k} \rho_{P^{(k-1)}}(\{\tilde{\sigma}_1, \dots, \tilde{\sigma}_p\}_{\mathcal{C}}) \quad (\text{A2})$$

Thus $\rho(\tilde{\sigma}_1, \dots, \tilde{\sigma}_p) \equiv \rho_{P^{(K)}}(\tilde{\sigma}_1, \dots, \tilde{\sigma}_p)$ is defined iteratively starting from the Replica-Symmetric case corresponding to $k = 0$:

$$\rho_{P^{(0)}}(\tilde{\sigma}_1, \dots, \tilde{\sigma}_p) = \int P^{(0)}(U) dU \prod_{i=1}^{x_1} P_U(\{\sigma_1, \dots, \sigma_p\}_i) \quad (\text{A3})$$

We will parametrize each message $m_{rs}(x_s)$ through a population $P_{rs}^{(K)}$ over a p -field where p is the number of sites in region s . The populations associated to the tilded messages \tilde{m}_{rs} defined in eq. (9) will be represented by $\tilde{P}_{rs}^{(K)}$. Note that at integer values of n , the above parametrization is redundant, and in principle we cannot determine the population knowing the messages. It is standard in the replica method to assume instead that this step can be performed due to the continuation to real values of n .

In the end we will write down the message-passing equations in terms of the message populations and thus we will be able to consider non-integer values of n , and in particular the limit $n \rightarrow 0$. We will also obtain a variational expression of the free energy in terms of the message populations. We note that in principle one could parametrize the beliefs with populations and obtain an expression of Kikuchi free energy in terms of these populations. The resulting expression however is extremely complicated due to the presence of the entropic terms in the form $\sum_{x_r} b_r \ln b_r$, see *e.g.* [20] where the entropy of the point belief was computed. The main reason why we derived the variational expression (7) in terms of the messages is precisely because it avoids to deal with terms of the form $\sum_{x_r} b_r \ln b_r$.

The r.h.s. of the rescaled iteration equation (10) defines a function $\tilde{\mathbf{m}}_{rs}$ of the messages in $M(r) \setminus M(s)$. Now since the messages are parametrized by K -populations, we need to determine the corresponding function $\tilde{\mathbf{P}}_{rs}^{(K)}$ that yields a K -population as a function of the K -populations of the messages, such that the iteration equation translates into $\tilde{P}_{rs}^{(K)} = \tilde{\mathbf{P}}_{rs}^{(K)}$.

We start introducing two J -dependent functions $\tilde{\mathbf{m}}_{J,rs}$ and $\tilde{\mathbf{N}}_{J,rs}$ such that the following equation is satisfied:

$$\tilde{\mathbf{m}}_{J,rs} \tilde{\mathbf{N}}_{J,rs} = \sum_{x_r \setminus s} \psi_{r \setminus s}^J(x_r) \prod_{m_{r''s''} \in M(r) \setminus M(s)} m_{r''s''} \quad (\text{A4})$$

We use bold face for indicating functions of messages, but we stress that while $\tilde{\mathbf{m}}_{J,rs}$ returns a normalized probability on spins in region s , the function $\tilde{\mathbf{N}}_{J,rs}$ returns a number which is precisely the normalization required by equation (A4). This equation can be written in terms of populations and defines a K -population $\tilde{\mathbf{P}}_{J,rs}^{(K)}$ as a function of the K -populations in $M(r) \setminus M(s)$. It turns out that the function $\tilde{\mathbf{P}}_{J,rs}^{(K)}$ can be defined in terms of the function $\tilde{\mathbf{P}}_{J,rs}^{(K-1)}$

that in turn can be defined through the function $\tilde{\mathbf{P}}_{J,rs}^{(K-2)}$ and so on. The resulting expression for a given k is:

$$\tilde{\mathbf{P}}_{J,rs}^{(k)} = \frac{1}{\tilde{\mathbf{N}}_{J,rs}^{(k)}} \int \left(\prod_{m_{r''s''} \in M(r) \setminus M(s)} P_{r''s''}^{(k)} dP_{r''s''}^{(k-1)} \right) [\tilde{\mathbf{N}}_{J,rs}^{(k-1)}]^{x_{k+1}/x_k} \delta(\tilde{P}_{rs}^{(k-1)} - \tilde{\mathbf{P}}_{J,rs}^{(k-1)}) \quad (\text{A5})$$

where $\tilde{\mathbf{N}}_{J,rs}^{(k)}$ is a number that is a function of the k -populations $P_{r''s''}^{(k)}$ in $M(r) \setminus M(s)$ defined according to:

$$\tilde{\mathbf{N}}_{J,rs}^{(k)} \equiv \int \left(\prod_{m_{r''s''} \in M(r) \setminus M(s)} P_{r''s''}^{(k)} dP_{r''s''}^{(k-1)} \right) [\tilde{\mathbf{N}}_{J,rs}^{(k-1)}]^{x_{k+1}/x_k} . \quad (\text{A6})$$

In the cavity formulation at the Bethe level [1] the quantities $\mathbf{N}_{J,rs}^{(k)}$ are associated to (cluster) free energy shifts and they appear in (A5) as reweighting terms. At the Bethe level, explicit expressions like (A5) for any k value have been already reported in Ref. [50].

The iterative definition must be supplemented with the two functions for $k = 0$ and $k = -1$. They reads:

$$\tilde{\mathbf{P}}_{J,rs}^{(0)} = \frac{1}{\tilde{\mathbf{N}}_{J,rs}^{(0)}} \int \left(\prod_{m_{r''s''} \in M(r) \setminus M(s)} P_{r''s''}^{(0)} dU_{r''s''} \right) [\tilde{\mathbf{N}}_{J,rs}^{(-1)}]^{x_1} \delta(\tilde{U}_{rs} - \tilde{\mathbf{U}}_{J,rs}) \quad (\text{A7})$$

and

$$\tilde{\mathbf{N}}_{J,rs}^{(0)} \equiv \int \left(\prod_{m_{r''s''} \in M(r) \setminus M(s)} P_{r''s''}^{(0)} dU_{r''s''} \right) [\tilde{\mathbf{N}}_{J,rs}^{(-1)}]^{x_1} \quad (\text{A8})$$

For $x_1 = n$ this yields the Replica-Symmetric solution, note that in this case in the $n \rightarrow 0$ limit the reweighting term goes to 1 and is irrelevant. In the above equations $\tilde{\mathbf{U}}_{rs}$ and $\tilde{\mathbf{N}}_{rs}^{(-1)}$ are functions of the fields $U_{r''s''}$ that have to be obtained solving the following single-replica equation:

$$\rho_{\tilde{\mathbf{U}}_{J,rs}}(\sigma_s) \mathbf{N}_{J,rs}^{(-1)} = \sum_{\{\sigma_r \setminus s\}} \psi_{r \setminus s}^J(\sigma_r) \prod_{m_{r''s''} \in M(r) \setminus M(s)} \rho_{U_{r''s''}}(\sigma_{s''}) \quad (\text{A9})$$

Note that it is only at this stage that the actual properties of the model enter. This complete the recursive definition of the function $\tilde{\mathbf{P}}_{J,rs}^{(k)}$ and $\tilde{\mathbf{N}}_{J,rs}^{(k)}$ that solve equation (A4) at any level of k -RSB, we will not write down the proof of this statement that can be worked out iteratively generalizing a similar derivation in the Bethe approximation [21]. It is important to stress that this iterative definition is possible only if we do not average over the disorder, a passage that will be taken in the next section.

Up to now we have expressed eq. (10) in terms of populations in such a way that the $n \rightarrow 0$ limit can be taken, in the following we consider the similar treatment for eq. (9). Note the basic differences between eq. (9) and (10): the absence of the summation over the spins in region $r \setminus s$ and the fact that we consider messages in $M(r, s)$ and not in $M(r) \setminus M(s)$.

Much as above, the function $\tilde{\mathbf{Q}}_{rs}^{(k)}$ corresponding to the r.h.s. of eq. (9) can be defined in an recursive way, the result being:

$$\tilde{\mathbf{Q}}_{rs}^{(k)} = \frac{1}{\tilde{\mathbf{M}}_{rs}^{(k)}} \int P_{rs}^{(k)} dP_{rs}^{(k-1)} \left(\prod_{m_{r''s''} \in M(r, s)} P_{r''s''}^{(k)} dP_{r''s''}^{(k-1)} \right) [\tilde{\mathbf{M}}_{rs}^{(k-1)}]^{x_{k+1}/x_k} \delta(\tilde{P}_{rs}^{(k-1)} - \tilde{\mathbf{Q}}_{rs}^{(k-1)}) \quad (\text{A10})$$

where $\tilde{\mathbf{M}}_{rs}^{(k)}$ is defined as:

$$\tilde{\mathbf{M}}_{rs}^{(k)} \equiv \int P_{rs}^{(k)} dP_{rs}^{(k-1)} \left(\prod_{m_{r''s''} \in M(r, s)} P_{r''s''}^{(k)} dP_{r''s''}^{(k-1)} \right) [\tilde{\mathbf{M}}_{rs}^{(k-1)}]^{x_{k+1}/x_k} . \quad (\text{A11})$$

As before the previous iterative definition is completed specifying the two function at the Replica-Symmetric level corresponding to $k = 0$:

$$\tilde{\mathbf{Q}}_{rs}^{(0)} = \frac{1}{\tilde{\mathbf{M}}_{rs}^{(0)}} \int P_{rs}^{(0)} dU_{rs} \left(\prod_{m_{r''s''} \in M(r, s)} P_{r''s''}^{(0)} dU_{r''s''} \right) [\tilde{\mathbf{M}}_{rs}^{(-1)}]^{x_1} \delta(\tilde{U}_{rs} - \tilde{\mathbf{Q}}_{rs}^{(-1)}) \quad (\text{A12})$$

and

$$\tilde{\mathbf{M}}_{rs}^{(0)} \equiv \int P_{rs}^{(0)} dU_{rs} \left(\prod_{m_{r''s''} \in M(r,s)} P_{r''s''}^{(0)} dU_{r''s''} \right) [\tilde{\mathbf{M}}_{rs}^{(-1)}]^{x_1}. \quad (\text{A13})$$

For $x_1 = n$ this gives back the Replica-Symmetric solution, note that in this case in the $n \rightarrow 0$ limit the reweighting term goes to 1.

The two quantities $\tilde{\mathbf{Q}}_{rs}^{(-1)}$ and $\tilde{\mathbf{M}}_{rs}^{(-1)}$ have the following form that does not depend on the Hamiltonian of the problem:

$$\mathbf{Q}_{rs}^{(-1)} \equiv U_{rs} + \sum_{m_{r''s''} \in M(r,s)} U_{r''s''} \quad (\text{A14})$$

The above sum is intended in vectorial form, *i.e.* for each possible combination of the spins in region s ($\sigma_i, \sigma_i \sigma_j, \sigma_i \sigma_j \sigma_k \dots$) we sum the corresponding fields. The normalization factor can be written as the product of terms depending on each message separately times a term depending on the sum of the fields:

$$\mathbf{M}_{rs}^{(-1)} \equiv \frac{\mathcal{N}(U_{rs}) \prod_{m_{r''s''} \in M(r,s)} \mathcal{N}(U_{r''s''})}{\mathcal{N}(\mathbf{Q}_{rs}^{(-1)})} \quad (\text{A15})$$

The above properties have important consequences and allow to introduce Fourier-like transforms in order to write down the equations for the messages in explicit form, see appendix C.

Appendix B: Generalized Survey Propagation Equations

We are now in position to write the variational equations (6) in terms of K -populations. We start noticing that in the averaged case eq. (10) can be written as:

$$\tilde{m}_{rs} C = \langle \tilde{\mathbf{m}}_{J,rs} \tilde{\mathbf{N}}_{J,rs} \rangle_J \quad (\text{B1})$$

where C is a normalization constant. The r.h.s. of the previous equation is a linear combination of spin probabilities and it is easy to see that the corresponding K -population is just a linear combination of the corresponding K -populations with same coefficients $\tilde{\mathbf{N}}_{J,rs}$ and the normalization factor is just that sum of the coefficients *i.e.* $\langle \tilde{\mathbf{N}}_{J,rs} \rangle_J$. The populations corresponding to $\tilde{\mathbf{m}}_{J,rs}$ are given by eq. (A5) and we see that the coefficients $\tilde{\mathbf{N}}_{J,rs}$ in eq. (B1) cancel the term at the denominator in (A5), thus the resulting equation for the populations $P_{rs}^{(K)}$ is:

$$\tilde{P}_{rs}^{(K)} = \frac{1}{\langle \tilde{\mathbf{N}}_{J,rs}^{(K)} \rangle_J} \int \left(\prod_{m_{r''s''} \in M(r) \setminus M(s)} P_{r''s''}^{(K)} dP_{r''s''}^{(K-1)} \right) \langle [\tilde{\mathbf{N}}_{J,rs}^{(K-1)}]^{x_{K+1}/x_K} \delta(\tilde{P}_{rs}^{(K-1)} - \tilde{\mathbf{P}}_{J,rs}^{(K-1)}) \rangle_J \quad (\text{B2})$$

$$\tilde{P}_{rs}^{(K)} = \tilde{\mathbf{Q}}_{rs}^{(K)} \quad (\text{B3})$$

Note that in the limit $n \rightarrow 0$ we have $\tilde{\mathbf{N}}_{rs}^{(K)} \rightarrow 1$ because $x_{K+1} = n$. These equations are translationally invariant, meaning that the populations $P_{rs}^{(K)}$ does not depends on where regions r and s are actually on the lattice but just on their shape and mutual positions with respect to each other. For instance in the Bethe approximation we have a single K -population that does not fluctuate over the sites. The right hand sides of the above equations (B2) and (B3) should be thought of as respectively the r.h.s. and l.h.s. of a single equation that in general involves the messages populations $P_{rs}^{(K)}$ in implicit form. This is the main difference with respect to the Bethe approximation where the messages appears in explicit form and the equations can be solved iteratively, a discussion of these equations in the context of the CVM plaquette approximation will be given at the end of next section.

On a single sample instead the distributions fluctuate over the sites. As a consequence the solution with K -RSB steps is parametrized by $(K-1)$ -RSB populations fluctuating over space. The corresponding equations are:

$$\tilde{P}_{rs}^{(K-1)} = \tilde{\mathbf{P}}_{J,rs}^{(K-1)} \quad (\text{B4})$$

$$\tilde{P}_{rs}^{(K-1)} = \tilde{\mathbf{Q}}_{rs}^{(K-1)} \quad (\text{B5})$$

For instance the 1-RSB solution on a given sample is described by populations of fields that fluctuate over different regions. Again the right hand sides of the above equations (B4) and (B5) should be thought of as respectively the r.h.s. and l.h.s. of a single equation that in general involves the messages in implicit form.

When $K = 1$ and the maximal region is the couple of points (*i.e.* we work in the Bethe approximation) the above equations reproduce the celebrated Survey Propagation (SP) equations [1–4], hence the name Generalized Survey Propagation equations. The SP equations were originally obtained through the cavity method, while a derivation of the SP equations on a single sample using replicas was obtained in [51].

1. The Free Energy and its Derivatives

The variational expression of the free energy eq. (7) can be written in terms of populations along the same lines of the previous sections. The results in the averaged case is:

$$F_K = - \sum_{r \in R} c_r \ln \langle \mathbf{N}_{J,r}^{(K)} \rangle_J \quad (\text{B6})$$

where $\mathbf{N}_{J,r}^{(K)}$ is a J -dependent function of the K -Populations corresponding to the messages in $M(r)$ that can be defined iteratively in terms of the populations as:

$$\mathbf{N}_{J,r}^{(k)} = \int \prod_{r'' s'' \in M(r)} P_{r'' s''}^{(k)} dP_{r'' s''}^{(k-1)} (\mathbf{N}_{J,r}^{(k-1)})^{x_{k+1}/x_k} \quad (\text{B7})$$

with

$$\mathbf{N}_{J,r}^{(0)} = \int \prod_{r'' s'' \in M(r)} P_{r'' s''}^{(0)} dU_{r'' s''} (\mathbf{N}_{J,r}^{(-1)})^{x_1} \quad (\text{B8})$$

where

$$\mathbf{N}_{J,r}^{(-1)} = \sum_{\{\sigma_r\}} \psi_r^J(\sigma_r) \prod_{r'' s'' \in M(r)} \rho_{U_{r'' s''}}(\sigma_{s''}) \quad (\text{B9})$$

On a single instance instead we have:

$$F_K = - \sum_{r \in R} c_r \ln \mathbf{N}_{J,r}^{(K-1)} \quad (\text{B10})$$

where the $\mathbf{N}_{J,r}^{(K-1)}$ have to be evaluated in terms of the $K - 1$ -populations entering region r . In order to make explicit the similarity with the cavity formulation of [1] we define a new function

$$\Delta \mathbf{F}_{J,r}^{(k)} \equiv - \frac{1}{\beta x_{k+1}} \ln \mathbf{N}_{J,r}^{(k)} \quad (\text{B11})$$

Consequently the above quantity has again a recursive definition:

$$\Delta \mathbf{F}_{J,r}^{(k)} = - \frac{1}{\beta x_{k+1}} \ln \int \prod_{r'' s'' \in M(r)} P_{r'' s''}^{(k)} dP_{r'' s''}^{(k-1)} e^{-\beta x_{k+1} \Delta \mathbf{F}_{J,r}^{(k-1)}} \quad (\text{B12})$$

with this definition we have:

$$\Phi(n) = - \frac{1}{\beta n N} \sum_{r \in R} c_r \ln \langle e^{-\beta n \Delta \mathbf{F}_{J,r}^{(K)}} \rangle_J \quad (\text{B13})$$

and

$$f = \lim_{n \rightarrow 0} \Phi(n) = \frac{1}{N} \sum_{r \in R} c_r \int \prod_{r'' s'' \in M(r)} P_{r'' s''}^{(K)} dP_{r'' s''}^{(K-1)} \langle \Delta \mathbf{F}_{J,r}^{(K-1)} \rangle_J \quad (\text{B14})$$

In the average case the message populations do not fluctuate over space and the contribution of each region of a given form to the free energy is the same. Thus the sum over all regions can be replaced by the sum of the contributions of the basic types of regions r each multiplied by the number n_r of regions of type r per spin. For instance in the plaquette approximation of the 2D square lattice we have $c_{\text{plaquette}} = 1$, $c_{\text{couple}} = -1$ and $c_{\text{point}} = 1$, and the number of regions per spin are respectively $n_{\text{plaquette}} = 1$, $n_{\text{couple}} = 2$ and $n_{\text{point}} = 1$.

It is also important to determine the derivatives of the free energy with respect to the parameters $1 \leq x_1, \dots, x_K \leq n$ [1, 2]. Since the above expression is variational with respect to the populations the total derivative of the free energy with respect to x_k coincides with its partial derivative with respect to x_k .

Clearly in order to determine the derivative of the free energy with respect to the parameters $1 \leq x_1, \dots, x_K \leq n$ we only need to determine the derivatives of the function $\Delta \mathbf{F}_{J,r}^{(K)}$. The derivative of $\Delta \mathbf{F}_{J,r}^{(p)}$ with respect to x_{p+1} is:

$$\partial_{x_{p+1}} \Delta \mathbf{F}_{J,r}^{(p)} = -\frac{1}{x_{p+1}} \Delta \mathbf{F}_{J,r}^{(p)} + \langle \langle \Delta \mathbf{F}_{J,r}^{(p-1)} \rangle \rangle_{J,r}^{(p)} \quad (\text{B15})$$

where we have defined:

$$\langle \langle \dots \rangle \rangle_{J,r}^{(k)} = \frac{\int \prod_{r''s'' \in M(r)} P_{r''s''}^{(k)} dP_{r''s''}^{(k-1)} \dots e^{-\beta x_{k+1} \Delta \mathbf{F}_{J,r}^{(k-1)}}}{\int \prod_{r''s'' \in M(r)} P_{r''s''}^{(k)} dP_{r''s''}^{(k-1)} e^{-\beta x_{k+1} \Delta \mathbf{F}_{J,r}^{(k-1)}}} \quad (\text{B16})$$

Then the derivative $\partial_{x_{p+1}} \Delta \mathbf{F}_{J,r}^{(K)}$ can be obtained using the recursive definition. Indeed we see that the derivatives of $\Delta \mathbf{F}_{J,r}^{(k)}$ for $k > p$ with respect to x_{p+1} parameters obey the following recursive equation:

$$\partial_{x_{p+1}} \Delta \mathbf{F}_{J,r}^{(k)} = \langle \langle \partial_{x_{p+1}} \Delta \mathbf{F}_{J,r}^{(k-1)} \rangle \rangle_{J,r}^{(k)} \quad \text{for } k > p \quad (\text{B17})$$

For instance in the 1RSB case in the $n \rightarrow 0$ limit we get a similar result to Ref. [1]:

$$\frac{\partial f_{1RSB}}{\partial x_1} = \sum_{r \in R} c_r \int \prod_{r''s'' \in M(r)} P_{r''s''}^{(1)} dP_{r''s''}^{(0)} \left(-\frac{1}{x_1} \langle \Delta \mathbf{F}_{J,r}^{(0)} \rangle_J + \langle \langle \Delta \mathbf{F}_{J,r}^{(-1)} \rangle \rangle_{J,r}^{(0)} \rangle_J \right) \quad (\text{B18})$$

2. From populations to functionals

In the preceding sections we have worked under the assumption that the messages and the beliefs are both parametrized through populations of populations of fields. In section IV we have applied the approach to the EA model on various lattices in the CVM plaquette approximation. We made the simplest non-trivial ansatz, *i.e.* the RS ansatz, that we expect to be good in the high-temperature paramagnetic phase. On a single sample the messages are just numbers in the RS phase, and the corresponding equations are the GBP equations of [6]. For the replicated averaged system instead the messages according to the above parametrization should be distributions of fields. As we have seen it turns out that the actual solution requires to consider messages parametrized by functions that are not positive definite *i.e.* that are not distributions. This tells us that in practice when solving a given model we may be forced to consider parametrization of the form (A2) where instead of populations of fields we should consider functions of the fields, or instead of populations of populations we should consider functionals. At any rate, it is easily seen that the equations obeyed by these objects do not change at all depending on whether they are distributions or functions *i.e.* all the results of the previous subsection hold. On the other hand it can be argued that the function $\tilde{N}_{J,rs}^{(k)}$ defined above should always give a positive number and this is guaranteed only if it is a function of k -populations, therefore it appears that in any case we should parametrize a message at level K of RSB with a function of $K-1$ -populations and this function may eventually be non-positive definite. In other words it seems to us that we can relax the condition to use distributions only at the last level of RSB.

Appendix C: The Inversion Problem

The generalized survey propagation equations derived previously express the tilded populations in terms of the non-tilded ones. To obtain an explicit expression for the message functions one needs to invert equations (B3) (or eq. (B5) on a given sample) and obtain an expression for the non-tilded populations in terms of the tilded ones. At the lowest RSB levels, (*i.e.* RS in the averaged case and 1RSB on a single sample) this can be done using Fourier

transforms. In this appendix we will show that at any number K of RSB steps the inversion can be achieved in principle using appropriate integral transforms of the populations. An algorithm able to go back and forth from the populations to their transforms would provide a route to the numerical solution of the Generalized Survey Propagation equations but unfortunately an efficient implementation seems quite difficult.

Basically we will work with nested Fourier transform, *i.e.* Fourier transforms of Fourier transforms. We will introduce the invertible integral transform $\mathcal{T}_{rs}^{(k)}$ of a k -population $P_{rs}^{(k)}$ and show that eq. (B3) in terms of transform reads:

$$\tilde{\mathcal{T}}_{rs}^{(k)} = \mathcal{T}_{rs}^{(k)} + \sum_{m_{r''s''} \in M(r,s)} \mathcal{T}_{r''s''}^{(k)} \quad (C1)$$

From the previous expression we can easily compute $\mathcal{T}_{rs}^{(k)}$ from $\tilde{\mathcal{T}}_{rs}^{(k)}$. Again we will proceed iteratively, showing that if the previous equation is valid at level $k-1$ it is also valid at level k . In order to do this we also assume that it exists a function $\mathcal{G}^{(k-1)}$ such that the quantity $\tilde{\mathcal{M}}_{rs}^{(k-1)}$ can be written as

$$\tilde{\mathcal{M}}_{rs}^{(k-1)} = \frac{\mathcal{G}^{(k-1)}(\mathcal{T}_{rs}^{(k-1)}) \prod_{m_{r''s''} \in M(r,s)} \mathcal{G}^{(k-1)}(\mathcal{T}_{r''s''}^{(k-1)})}{\mathcal{G}^{(k-1)}(\tilde{\mathcal{T}}_{rs}^{(k-1)})} \quad (C2)$$

where $\tilde{\mathcal{T}}_{rs}^{(k-1)}$ in the above equation is computed as the sum of the non-tilde transform. We can write eq. (A10) in terms of the transforms at level $k-1$:

$$\begin{aligned} \tilde{\mathbf{Q}}_{rs}^{(k)}(\tilde{\mathcal{T}}_{rs}^{(k)})(\tilde{\mathcal{T}}_{rs}^{(k-1)}) &= \frac{1}{\tilde{\mathcal{M}}_{rs}^{(k)}} \int P_{rs}^{(k)}(\mathcal{T}_{rs}^{(k-1)}) d\mathcal{T}_{rs}^{(k-1)} \left(\prod_{m_{r''s''} \in M(r,s)} P_{r''s''}^{(k)}(\mathcal{T}_{r''s''}^{(k-1)}) d\mathcal{T}_{r''s''}^{(k-1)} \right) [\tilde{\mathcal{M}}_{rs}^{(k-1)}]^{x_{k+1}/x_k} \times \\ &\times \delta \left(\tilde{\mathcal{T}}_{rs}^{(k-1)} - \mathcal{T}_{rs}^{(k-1)} - \sum_{m_{r''s''} \in M(r,s)} \mathcal{T}_{r''s''}^{(k-1)} \right) \end{aligned} \quad (C3)$$

now using eq. (C2) we can redistribute the reweighting term between the various populations and rewrite the previous equation as:

$$\begin{aligned} \tilde{\mathbf{Q}}_{rs}^{(k)}(\tilde{\mathcal{G}}_{rs}^{(k-1)})^{x_{k+1}/x_k} &= \frac{1}{\tilde{\mathcal{M}}_{rs}^{(k)}} \int P_{rs}^{(k)}(\mathcal{G}_{rs}^{(k-1)})^{x_{k+1}/x_k} d\mathcal{T}_{rs}^{(k-1)} \left(\prod_{m_{r''s''} \in M(r,s)} P_{r''s''}^{(k)}(\mathcal{G}_{r''s''}^{(k-1)})^{x_{k+1}/x_k} d\mathcal{T}_{r''s''}^{(k-1)} \right) \times \\ &\times \delta \left(\tilde{\mathcal{T}}_{rs}^{(k-1)} - \mathcal{T}_{rs}^{(k-1)} - \sum_{m_{r''s''} \in M(r,s)} \mathcal{T}_{r''s''}^{(k-1)} \right) \end{aligned} \quad (C4)$$

In the previous equation $\tilde{\mathbf{Q}}_{rs}^{(k)}(\tilde{\mathcal{G}}_{rs}^{(k-1)})^{x_{k+1}/x_k}$ defines a measure over the space of $k-1$ transform. We Fourier transform the previous equation with respect to the $k-1$ transform and obtain:

$$\tilde{\mathcal{F}}_{rs}^{(k)} = \frac{1}{\tilde{\mathcal{M}}_{rs}^{(k)}} \mathcal{F}_{rs}^{(k)} \prod_{m_{r''s''} \in M(r,s)} \mathcal{F}_{r''s''}^{(k)} \quad (C5)$$

accordingly the factor $\tilde{\mathcal{M}}_{rs}^{(k)}$ can be obtained as the transform evaluated at a given value, *e.g.* zero argument; this yields:

$$\tilde{\mathcal{M}}_{rs}^{(k)} = \frac{\tilde{\mathcal{F}}_{rs}^{(k)}(0) \prod_{m_{r''s''} \in M(r,s)} \mathcal{F}_{r''s''}^{(k)}(0)}{\tilde{\mathcal{F}}_{rs}^{(k)}(0)} \quad (C6)$$

Now we can take the logarithm of the previous equation and define:

$$\tilde{\mathcal{T}}_{rs}^{(k)} \equiv \ln \frac{\tilde{\mathcal{F}}_{rs}^{(k)}}{\tilde{\mathcal{F}}_{rs}^{(k)}(0)} \quad (C7)$$

we see that with this definition eq. (C1) is satisfied at level k . Correspondingly eq. (C2) is also satisfied provided we identify the function \mathcal{G} with:

$$\tilde{\mathcal{G}}_{rs}^{(k)} \equiv \tilde{\mathcal{F}}_{rs}^{(k)}(0) \quad (C8)$$

To complete the proof we need to show that eq. (C1) and eq. (C2) are valid at $k = 0$, the replica symmetric case. To do this we easily see that eqs. (A14) and (A15) have this structure. Therefore at the RS level the transform $\mathcal{T}_{rs}^{(0)}$ is defined as:

$$\mathcal{T}_{(rs)}^{(0)}(S_{rs}) = \ln \frac{\int P_{rs}^{(0)}(U_{rs}) \mathcal{N}(U_{rs})^{x_1} dU_{rs} \exp i S_{rs} U_{rs}}{\int P_{rs}^{(0)}(U_{rs}) \mathcal{N}(U_{rs})^{x_1} dU_{rs}} \quad (\text{C9})$$

and we have:

$$\mathcal{G}_{rs}^{(0)} = \int P_{rs}^{(0)}(U_{rs}) \mathcal{N}(U_{rs})^{x_1} dU_{rs} \quad (\text{C10})$$

Summarizing, at the RS level, the integral transform needed to solve the inversion problem is defined as the logarithm of the Fourier transform of the reweighted distribution of fields. Note that if the solution is purely RS we have $x_1 = n$ and the reweighting term is absent in the $n \rightarrow 0$ limit. From the above RS expression one can go to 1RSB using eq. (C7). At 1RSB the solution is parametrized by a population of populations, and the transform is the logarithm of the Fourier transform of the reweighted distribution of the logarithm of the Fourier transforms of the populations.

-
- [1] M. Mézard and G. Parisi, Eur. Phys. J. B **20**, 217 (2001).
 - [2] M. Mézard and G. Parisi, J. Stat. Phys **111**, 1 (2003).
 - [3] M. Mézard and R. Zecchina, Phys. Rev. E **66**, 056126 (2002).
 - [4] M. Mézard, G. Parisi and R. Zecchina, Science **297**, 812 (2002).
 - [5] Y. Kabashima and D. Saad, Europhys. Lett. **44**, 668-674 (1998).
 - [6] J.S. Yedidia, W.T. Freeman and Y. Weiss, Advances in Neural Information Processing Systems (NIPS) **13**, 689 (2000).
 - [7] J.S. Yedidia, W.T. Freeman and Y. Weiss, IEEE Transactions on Information Theory **51**, 2282, (2005).
 - [8] R. Kikuchi, Phys. Rev. **81**, 988 (1951). T. Morita, M. Suzuki, K. Wada and M. Kaburagi (eds.): *Foundations and Applications of Cluster Variation Method and Path Probability Method*, Prog. Theor. Phys. Suppl. **115** (1994).
 - [9] A.K. Hartmann and A.P. Young, Phys. Rev. B **64**, 180404(R) (2001).
 - [10] T. Jörg, J. Lukic, E. Marinari and O.C. Martin, Phys. Rev. Lett. **96**, 237205 (2006).
 - [11] H.G. Ballesteros *et al.*, Phys. Rev. B **61**, 3215 (2000).
 - [12] S. Katsura and S. Fujiki, J. Phys. C: Solid St. Phys., **13** (1980) 4711.
 - [13] S. Fujiki and S. Katsura, J. Phys. C: Solid St. Phys., **13** (1980) 4723.
 - [14] S. Katsura and I. Nagahara, J. Phys. C: Solid St. Phys., **13** (1980) 4995.
 - [15] M. Mézard, G. Parisi, and M.A. Virasoro, *Spin glass theory and beyond*, World Scientific (Singapore 1987).
 - [16] A. Crisanti, G. Paladin, H.-J. Sommers and A. Vulpiani, J. Phys. I France **2**, 1325 (1992).
 - [17] G. Parisi and T. Rizzo, Phys. Rev. Lett. **101**, 117205 (2008).
 - [18] A. Pelizzola, J. Phys. A **38**, R309 (2005).
 - [19] Y. Goldschmidt and C. De Dominicis, Phys. Rev. B **41**, 2186 (1989).
 - [20] R. Monasson, J. Phys. A **31**, 513 (1998).
 - [21] G. Parisi and T. Rizzo, *Large Deviations of the Free-Energy in Diluted Mean-Field Spin-Glass*, J. Phys. A. in press.
 - [22] M. Ohzeki and H. Nishimori, preprint arXiv:0905.3623v1.
 - [23] R.G. Palmer and J. Adler, Int. J. Mod. Phys. C **10**, 667 (1999).
 - [24] I.A. Campbell, A.K. Hartmann and H.G. Katzgraber, Phys. Rev. B **70**, 054429 (2004).
 - [25] S. Boettcher, Phys. Rev. B **67**, 060403 (2003); Eur. Phys. J. B **31**, 29 (2003).
 - [26] J.A. Blackman, J.R. Goncalves and J. Poulter, Phys. Rev. E **58**, 1502 (1998).
 - [27] J. Lukic, A. Galluccio, E. Marinari, O.C. Martin and G. Rinaldi, Phys. Rev. Lett. **92**, 117202 (2004).
 - [28] A. Pelizzola, Phys. Rev. B **61**, 11510 (2000)
 - [29] J. Poulter and J.A. Blackman, J. Phys. A **34**, 7527 (2001).
 - [30] A. Aromsawa, Ph.D. Thesis, Mahidol University (2007).
 - [31] G. Parisi and T. Rizzo, Phys. Rev. B **79**, 134205 (2009).
 - [32] T. Aspelmeier, A. Billoire, E. Marinari and M.A. Moore (2008) J. Phys. A: Math. Theor. **41** 324008.
 - [33] J.-P. Bouchaud, F. Krzakala and O.C. Martin, Phys. Rev. B **68**, 224404 (2003).
 - [34] J. Wehr and M. Aizenman, J. Stat. Phys. **60**, 287 (1990).
 - [35] T. Temesvari, *The Ising spin glass in finite dimensions: a perturbative study of the free energy*, arXiv:0911.0362
 - [36] T. Aspelmeier and M.A. Moore, Phys. Rev. Lett. **90**, 177201 (2003).
 - [37] J.-S. Wang and R. H. Swendsen, Phys. Rev. B **38**, 4840 (1988).
 - [38] L. Saul and M. Kardar, Phys. Rev. E **48**, R3221 (1993); Nucl. Phys. B **432**, 641 (1994).
 - [39] J.-S. Wang, Phys. Rev. E **72**, 036706 (2005).
 - [40] H.G. Katzgraber, L.W. Lee and I.A. Campbell, cond-mat/0510668 (2005).
 - [41] W. Atisattapong and J. Poulter, New J. Phys. **10**, 093012 (2008).

- [42] H.G. Katzgraber, L.W. Lee and I.A. Campbell, Phys. Rev. B **75**, 014412 (2007).
- [43] W. Atisattapong and J. Poulter, preprint arXiv:0901.1538 (2009).
- [44] A. Pelizzola, M. Pretti, Phys. Rev. B **60**, 10134 (1999).
- [45] E. Marinari and F. Zuliani, J. Phys. A: Math. Gen. **32**, 7447 (1999).
- [46] L. Klein, J. Adler, A. Aharony, A.B. Harris and Y. Meir, Phys. Rev. B **43**, 11249 (1991).
- [47] D. Daboul, I. Chang and A. Aharony, Eur. Phys. J. B **41**, 231 (2004).
- [48] A. Georges, M. Mézard and J.S. Yedidia, Phys. Rev. Lett. **64**, 2937 (1990).
- [49] Y.Y. Goldschmidt and P.-Y.Lai, J. Phys. A **23**, L775 (1990).
- [50] G. Semerjian, J. Stat. Phys. **130**, 251 (2008).
- [51] Y. Kabashima, J. Phys. Soc. Jpn. **74**, 2133 (2005).
- [52] The original name was “Cluster *Variation* Method”, but we believe “Cluster Variational Method” to be a better wording.
- [53] We adopt the original notation of Ref. [6], which was changed in the more recent Ref. [7]. The ensembles $M(r) \setminus M(s)$ and $M(r, s)$ corresponds respectively to $N(r, s)$ and $M(r, s)$ defined in [7]. Note however that for us these are ensembles of couples of regions labels instead of ensembles of the corresponding messages as in [6].
- [54] Actually one obtain a different set of equations that can be proved to be equivalent to eqs. (6) along the same lines of the proof that the two sets of constraints are equivalent, see theorem 5 in [7]