

Magnetic reversals in a simple model of MHD

Roberto Benzi⁽¹⁾, Jean-François Pinton⁽²⁾

(1) Dip. di Fisica and INFN, Università “Tor Vergata”
Via della Ricerca Scientifica 1, I-00133 Roma (Italy)

(2) Laboratoire de Physique, CNRS & École Normale Supérieure de Lyon,
46 allée d’Italie, F69007 Lyon (France)

We study a simple magnetohydrodynamical approach in which hydrodynamics and MHD turbulence are coupled in a shell model, with given dynamo constraints in the large scales. We consider the case of a low Prandtl number fluid for which the inertial range of the velocity field is much wider than that of the magnetic field. Random reversals of the magnetic field are observed and it is shown that the magnetic field has a non trivial evolution – linked to the nature of the hydrodynamics turbulence.

PACS numbers: 47.27-i, 91.25.Cw, 47.27.Ak

Observations show that natural dynamos are intrinsically dynamical. Complex magnetic field evolutions have been reported for many systems, including the Sun and the Earth [1]. Formally, the coupled set of momentum and induction equations are invariant under the transform: $(\mathbf{u}, \mathbf{B}) \rightarrow (\mathbf{u}, -\mathbf{B})$ so that states with opposite polarities can be generated from the same velocity field (\mathbf{u} and \mathbf{B} are respectively the velocity and magnetic fields). In the case of the geodynamo, polarity switches are called reversals [1] and occur at very irregular time intervals [2]. Such reversals have been observed recently in laboratory experiments using liquid metals, in arrangements where the dynamo cycle is either favored artificially [3] or stems entirely from the fluid motions [4, 5]. In these laboratory experiments, as also presumably in the Earth core, the ratio of the magnetic diffusivity to the viscosity of the fluid (magnetic Prandtl number P_M) is quite small. As a result, the kinetic Reynolds number R_V of the flow is very high because its magnetic Reynolds number $R_M = R_V P_M$ needs to be large enough so that the stretching of magnetic fields lines balances the Joule dissipation. Hence, the dynamo process develops over a turbulent background and in this context, it is often considered as a problem of ‘bifurcation in the presence of noise’. For the dynamo instability, the effect of noise enters both additively and multiplicatively, a situation for which a complete theory is not currently available. Some specific features have been ascribed to its onset (e.g. bifurcation via an on-off scenario [6]) and to its dynamics [7]. Turbulence also implies that processes occur over an extended range of scales; however, in a low magnetic Prandtl number fluid the hydrodynamic range of scales is much wider than the magnetic one. In laboratory experiments, the induction processes that participate in the dynamo cycle involve the action of large scale velocity gradients [4, 8, 9], with also possible contributions of velocity fluctuations at small scales [10, 11, 12].

Building upon the above observations, we propose here a simple model which incorporates hydromagnetic tur-

bulent fluctuations (as opposed to ‘noise’) in a dynamo instability. The model stems from the approach introduced in [13] for the hydrodynamic studies. Magnetic field reversals are observed above onset and we detail their characteristics.

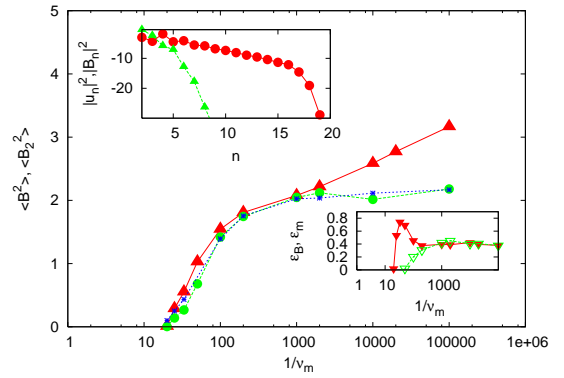


FIG. 1: Main figure: the behavior of $\langle |B_2|^2 \rangle$ (red triangles) and $\langle |B_1|^2 \rangle$ (green circles) as a function of ν_m for fixed value of $\nu = 10^{-7}$. The blue line with dot corresponds to the solutions of (5). Upper insert: energy spectra for B_n (green triangles) and u_n (red circles) corresponding to the case $\nu_m = 0.001$. Lower insert: the amount of magnetic dissipation (red triangles) $\epsilon_B = \langle \sum_n \nu_m k_n^2 |B_n|^2 \rangle$ and the dissipation due to the large scale term $\epsilon_m = a_m \langle |B_2|^2 (B_{2r}^2 - B_{2i}^2) \rangle$ (green triangles).

We consider an ‘energy cascade’ model i.e. a shell model aimed at reproducing few of the relevant characteristic features of the statistical properties of the Navier-Stokes equations [14]. In a shell models, the basic variables describing the ‘velocity field’ at scale $r_n = 2^{-n} r_0 \equiv k_n^{-1}$, is a complex number u_n satisfying a suitable set of non linear equations. There are many version of shell models which have been introduced in literature. Here we choose the one referred to as *Sabra* shell model. Let us remark that the statistical properties of intermittent fluctuations, computed either using shell variables or the in-

stantaneous rate of energy dissipation, are in close *qualitative* and *quantitative* agreement with those measured in laboratory experiments, for homogeneous and isotropic turbulence [14]. MHD shell model – introduced in [15] – allow a description of turbulence at low magnetic Prandtl number since the steps of both cascades can be freely adjusted [16, 17]. Although geometrical features are lost, this is a clear advantage over 3D simulations [18, 19]. We consider here a formulation extended from the Sabra hydrodynamic shell model:

$$\frac{du_n}{dt} = \frac{i}{3}(\Phi_n(u, u) - \Phi_n(B, B)) - \nu k_n^2 u_n + f_n, \quad (1)$$

$$\frac{dB_n}{dt} = \frac{i}{3}(\Phi_n(u, B) - \Phi_n(B, u)) - \nu_m k_n^2 B_n, \quad (2)$$

where

$$\begin{aligned} \Phi_n(u, w) = & k_{n+1}[(1 + \delta)u_{n+2}w_{n+1}^* + (2 - \delta)u_{n+1}^*w_{n+2}] \\ & + k_n[(1 - 2\delta)u_{n-1}^*w_{n+1} - (1 + \delta)u_{n+1}w_{n-1}^*] \\ & + k_{n-1}[(2 - \delta)u_{n-1}w_{n-2} + (1 - 2\delta)u_{n-2}w_{n-1}], \end{aligned} \quad (3)$$

for which following [13] we chose $\delta = -0.4$. For this value of δ , the Sabra model is known to show statistical properties (i.e. anomalous scaling) close to the ones observed in homogenous and isotropic turbulence. The model, without forcing and dissipation, conserve the kinetic energy $\Sigma_n |u_n|^2$, the magnetic energy $\Sigma_n |B_n|^2$ and the helicity $Re(\Sigma_n u_n B_n^*)$. In the same limit, the model has a $U(1)$ symmetry corresponding to a phase change $\exp(i\theta)$ in both complex variables u_n and B_n . The quantity $\Phi_n(u, w)$ is the shell model version of the transport term $\vec{v} \nabla \vec{w}$. The forcing term f_n is given by $f_n \equiv \delta_{1n} f_0 / u_1^*$, i.e. we force with a constant power injection in the large scale. We want to introduce in eq. (2) an extra (large scale) term aimed at producing two statistically stationary equilibrium solutions for the magnetic field. For this purpose, we add to the r.h.s. of (2) an extra term $M_2(B_2)$, namely for $n = 2$ eq.(2) becomes:

$$\frac{dB_2}{dt} = F_2(u, B) - M_2(B_2) - \nu_m k_2^2 B_2 \quad (4)$$

where $F_2(u, B)$ is a short hand notation for $i/3(\Phi_2(u, B) - \Phi_2(B, u))$. The term $M_2(B_2)$ is chosen with two requirements: 1) it must break the $U(1)$ symmetry; 2) it must introduce a large scale dissipation needed to equilibrate the large scale magnetic field production. There are many possible ways to satisfy these two requirements. Here we simply choose $M_2(B_2) = a_m B_2^3$. We argue, see the discussion at the end of this letter, that the two requirements are a necessary condition to observe large scale equilibration. From a physical point of view, symmetry breaking also occurs in real dynamos since the magnetic field is directed in one preferential direction which changes sign during a reversal. Thus symmetry breaking is a generic feature which we introduce in our model by prescribing

some large scale geometrical constrain. On the other hand, large scale dissipation must be responsible of the equilibration mechanism of the large scale field. The choice of a non linear equilibration is made here to highlight the the existence of a non linear center manifold for the large scale dynamics. In other words, eq.(4) with $M_2(B_2) = a_m B_2^3$ is supposed to describe the ‘normal form’ dynamics of the large scale magnetic field. Note, that our assumption on M_2 does not necessarily imply a time scale separation between the characteristic time scale of B_2 and the magnetic turbulent field. Finally, since the system has an inverse cascade of helicity, we set $B_1 = 0$ as boundary conditions.

The free parameters of the model are the power input f_0 , the magnetic viscosity ν_m and the saturation parameters a_m . Actually, the parameter f_0 could be eliminated by a suitable rescaling of the velocity field. We shall keep it fixed to $f_0 = 1 - i$. In figure (1) we show the amplitude of $\langle |B_2| \rangle$ and the magnetic energy $E_B \equiv \langle \Sigma_n |B_n|^2 \rangle$ as a function of ν_m for $\nu = 1e - 7$, where the symbol $\langle \dots \rangle$ stands for time average. For very large ν_m , the magnetic field does not grow. Then, for ν_m greater than some critical value, $\langle |B_2| \rangle$ as well as E_B increases for decreasing ν_m . Eventually, $\langle |B_2| \rangle$ saturates at a given value while E_B still increases, showing that for ν_m small enough a fully developed spectrum of B_n is achieved. This type of behavior is in agreement with previous studies of Taylor-Green flows [20, 21], $s_2 t_2$ flows in a sphere [22] or MHD shell models [23]. In the top insert of the same figure we show the magnetic and energy spectrum for $\nu_m = 10^{-3}$. Finally, in the lower insert we plot the magnetic dissipation $\epsilon_B = \nu_m \Sigma_n k_n^2 \langle |B_n|^2 \rangle$ and the large scale dissipation due to M_n . Note, that at the dynamo threshold, we observe a sudden bump in the magnetic dissipation which decreases for decreasing ν_m . At relatively small ν_m , the magnetic dissipation becomes constant and quite close to the large scale dissipation.

We can reasonably predict the behaviour of $\langle |B_2|^2 \rangle$ as function of ν_m by the following argument. The onset of dynamo implies that there exists a net flux of energy from the velocity field to the magnetic field. At the largest scale, the magnetic field B_2 is forced by the velocity field due to the terms $F_2(u, B)$, see eq.(4). The quantity $A \equiv \mathcal{R}[F_2(u, B)B_2^*]$ is the energy pumping due to the velocity field which is independent on B_2 and a_m . Thus, from eq.(4) we can obtain:

$$\frac{1}{2} \frac{d|B_2|^2}{dt} = A - a_m |B_2|^2 (B_{2r}^2 - B_{2i}^2) - \nu_m k_2^2 |B_2|^2 \quad (5)$$

where B_{2r} and B_{2i} are the real and imaginary part of B_2 . For large ν_m , the amplitude of B_2 is small and the symmetry breaking term proportional to a_m is negligible. Under this condition, and with the boundary condition constrains, we expect from (5) or (7) that the behavior of B_2 is periodic, as it has been observed in the numerical simulations. On the other hand for relatively small ν_m ,

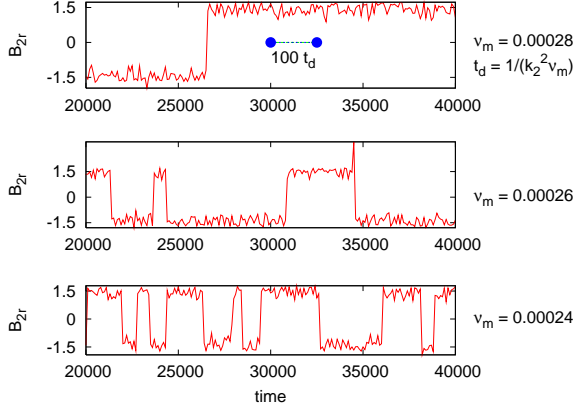


FIG. 2: Time behavior of B_{2r} for three different values of ν_m (displayed on the left side) and constant ν . The blue segment in the upper panel shows $100t_d$, where t_d is the dissipative time scale computed as $t_d = 1/(k_2^2\nu_m)$. One time unit in the figure corresponds to the large scale eddy turnover time $1/(k_1|u_1|)$.

the non linear equilibration breaks the U(1) symmetry and B_{2i} becomes rather small and statistically stationary solutions can be observed with $B_{2r}^2 = \sqrt{A/a_m}$. Computing A from the numerical simulations, we can use (5) to predict how $\langle |B_2|^2 \rangle$ depends on ν_m . The results is shown in figure 1 by the blue line with rather good agreement.

We are interested to study the behavior of the magnetic reversal, if any, as a function of ν_m and in particular in the region where $|B_2|$ saturates, i.e. it becomes independent of ν_m . In figure 2, we show three different time series of the $B_{2r} = Re(B_2)$ as a function of time for three different, relatively large, values of the magnetic diffusivity. The figure highlights the two major informations discussed in this letter, namely the observation of reversals between the two possible large scale equilibria and the dramatic increase of the time delay between reversals for increasing ν_m values. Note that this long time scale, as observed in the upper panel of figure 2, is much longer than the characteristic time scale of B_2 near one of the two equilibrium states. The system spontaneously develops a significant time scale separation, for which given polarity is maintained for times much longer than the magnetic diffusion time. In figure 3 we show the average reversal time as a function of ν_m . More precisely, let us define t_n the times at which $B_2(t_n) = 0$ and B_2 has opposite sign before and after t_n . Then the reversal (or persistance) is defined as $\tau_n \equiv t_n - t_{n-1}$, while the average reversal time τ is defined as the average of τ_n .

Figure 3 clearly shows that for large ν_m , τ becomes extremely large (note that the figure is in log-log scale). Thus, even if neither $\langle |B_2|^2 \rangle$ nor ϵ_d depend on ν_m , the effect of magnetic diffusivity is crucial for determining the average time reversal. In order to develop a theoretical framework aimed at understanding the result shown in

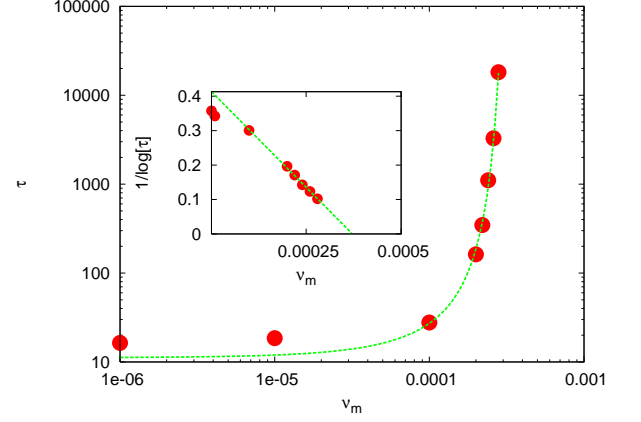


FIG. 3: Average persistence time τ as a function of the magnetic viscosity ν_m for $a_m = 0.1$ and $\nu = 10^{-7}$. The green line corresponds to the fit given by equation (9). In the insert we plot $1/\log(\tau)$ versus ν_m to highlight the linear behavior predicted by (9).

figure 3, we assume, in the region where $\langle |B_2|^2 \rangle$ is independent on ν_m , that $B_{2i} \sim 0$ and that the term $F_2(u, B)$ can be divided into an average forcing term proportional to B_{2r} and a fluctuating part:

$$F_2(u, B) = \beta B_2 + \phi' \quad (6)$$

where β depends on f_0 and ϕ' is supposed to be uncorrelated with the dynamics of B_2 , i.e. $\langle [\phi' B_2^*] \rangle = 0$. Note that in the context of the mean-field approach to MHD, the first term βB_2 would correspond to an ‘alpha-effect’. Using (6), we can rewrite the equations for B_2 as follows:

$$\frac{dB_2}{dt} = \beta B_2 - a_m B_2^3 + \phi' \quad (7)$$

where we neglect the dissipative term since $\beta \gg \nu_m k_2^2$ in the region of interest. Eq.(7) must be considered an effective equation describing the dynamics of the magnetic field B_2 and its reversals, and the fluctuations ϕ' incorporates the turbulent fluctuations from the velocity and magnetic field turbulent cascades. It is the effect of ϕ' which makes the system ‘jump’ between the two statistically stationary states. Using (5) we can obtain $\beta = \sqrt{A a_m}$ while the two statistical stationary states can be estimated as $\pm B_0$, $B_0^2 = \beta/a_m$. The effective equation (7) is a stochastically differential equation and, using large deviation theory, we can predict τ to be

$$\tau \sim \exp\left(\frac{\beta^2}{a_m \sigma}\right) = \exp\left(\frac{A}{\sigma}\right), \quad (8)$$

where σ is the variance of the noise ϕ' acting on the system. Let us notice that A and σ must have the same dimension, namely $[B]^2/\text{time}$. Thus, we write σ as $\sigma = Af$ where f is a function of the relevant dimensionless variables. In our problem the dimensionless numbers expected to play a role for the dynamical

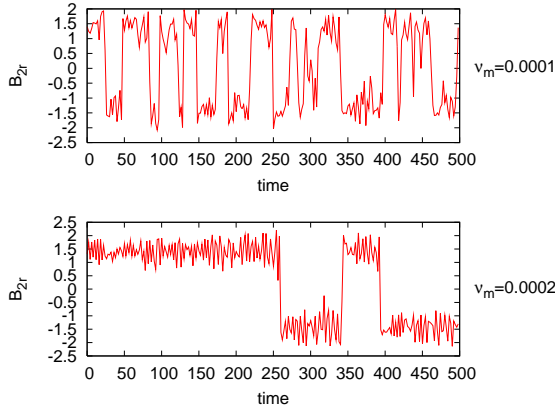


FIG. 4: Time behavior of B_{2r} for two different values of ν_m (displayed on the right) obtained by using a linear large scale equilibration $-\gamma B_2$ ($\gamma = 0.13$) and by imposing $B_{2i} = 0$. Note that although large scale equilibration is achieved by a linear damping on the magnetic field, B_{2r} shows quite well defined statistical equilibria due to the symmetry breaking constrain $B_{2i} = 0$.

behavior of the magnetic field are: the Reynolds number R_V , the magnetic Reynolds number R_M (or equivalently the magnetic Prandtl number P_M) and the quantity $R_m = \sqrt{Aa_m}/(\nu_m^2 k_2^4)$ which is an effective Reynolds number, corresponding to the efficiency of energy transfers from the velocity field to the magnetic field at large scale. Given the fact that we operate at constant power input and $R_V = \text{const}$, we expect f to be a function of (R_m, R_M) only and we also expect the effective magnetic Reynolds number to be proportional to the integral one ($R_m \propto R_M$). We then show below that a very good description of our numerical results is obtained using the lowest order approximation $f(R_m, R_M) = R_M^* - R_M$, where R_M^* is a critical magnetic Reynolds number below which reversals are not be observed. This choice leads to $\sigma = A(\nu_m^* - \nu_m)/uL$, and finally to

$$\tau \sim \exp\left(\frac{C}{\nu_m^* - \nu_m}\right), \quad (9)$$

where C is a constant independent of ν_m . This functional form is displayed in figure 3; it agrees remarkably with the observed numerical values of τ for a rather large range. In the insert of figure 3 we show $1/\log(\tau)$ as a function of ν_m to highlight the linear behavior predicted by eq.(9). The physical statement represented by (9) is that the average reversal time should show a critical slowing down for relatively large ν_m . In other words, we expect that fluctuations around the statistical equilibria increase as R_M increases. The increase of fluctuations may not be monotonic for very large R_M , which explains why we are

not able to fit the entire range of ν_m shown in figure 3.

We finally comment on the choice of a non linear term in equation (4). Actually, we can avoid non linear equilibration to obtain the same (qualitatively) results. In figure 4 we show two cases obtained with $M_2(B_2) = -\gamma B_2$ with the constrains $B_{2i} = 0$ and $\gamma = 0.13$. The equilibration mechanism is therefore linear while the symmetry breaking is obtained by the constrain $B_{2i} = 0$. Thus the two requirements, large scale dissipation and symmetry breaking, are satisfied. Figure 4 shows that statistical equilibria can be observed independent of non linear mechanism. Moreover, by changing the magnetic diffusivity, we can still observe a rather large difference in the average reversal time. We argue that this effect is independent on the particular choice of the equilibration mechanism since it is dictated by dimensional analysis and large deviation theory.

Acknowledgments We thank Stephan Fauve for many interesting and critical discussions.

-
- [1] Magnetohydrodynamics and the Earth's Core: Selected Works of Paul Roberts, A. M. Soward Ed., CRC Press (2003)
 - [2] Merrill, R. T., M. W. McElhinny, and P. L. McFadden, The Magnetic Field of the Earth, Paleomagnetism, the Core and the Deep Mantle, Academic, London, (1996)
 - [3] M. Bourgoin, R. Volk, N. Plihon, P. Augier, J.-F. Pinton, *New J. Phys.* **8**, 329, (2006)
 - [4] R. Monchaux et al., *Phys. Rev. Lett.* **98** 044502, (2007)
 - [5] M. Berhanu et al., **77**, 59007 (2007)
 - [6] D. Sweet D et al., *Phys. Rev. E* **63**(6), 066211 (2001)
 - [7] Hoyng P, Ossendrijver MAJH, Schmitt D, *GAFD*, **94**(3-4), 263-314 (2001)
 - [8] A. Gailitis et al., *Phys. Rev. Lett.* **86**, 3024-3027 (2001)
 - [9] R. Stieglitz and U. Müller, *Phys. Fluids* **13**, 561-564 (2001)
 - [10] R. Volk et al., *Phys. Rev. E*, **73**, 046310 (2006)
 - [11] Spence et al. *Phys. Rev. Lett.* **98**, 164503 (2007)
 - [12] Denisov et al., *JETP Letters* **88**(3), 192 (2008)
 - [13] R. Benzi, *Phys. Rev. Lett.*, **95**, 024502 (2005)
 - [14] L. Biferale, *Annu. Rev. Fluid Mech.* **35**, 441 (2003)
 - [15] Frick P and Sokoloff D., *Phys. Rev. E* **57**, 4155(1998)
 - [16] Stepanov R and Plunian P, *J. Turb.* **7**, 39 (2006)
 - [17] Plunian et al., *New Journal of Physics* **9**, 294 (2007)
 - [18] Ponty Y, Politano H, Pinton JF, *Phys. Rev. Lett.* **92**(14), 144503 (2004)
 - [19] Baerenzung J, et al., *Phys. Rev. Lett.* **78**(2), 026310 (2008)
 - [20] Y. Ponty et al., *Phys. Rev. Lett.* **94**, 164502 (2005)
 - [21] J.-P. Laval et al., *Phys. Rev. Lett.* **96**, 204503 (2006)
 - [22] A. Bayliss et al., *Phys. Rev. E* **75**(2), 026303 (2007)
 - [23] P. Frick, R. Stepanov, D. Sokoloff, *Phys. Rev. E* **74**, 066310 (2006)