

Thermal Behavior of Spin Clusters and Interfaces in two-dimensional Ising Model on Square Lattice

Abbas Ali Saberi

School of Physics, Institute for Research in Fundamental Sciences (IPM), P.O. Box 19395-5531, Tehran, Iran

(dated: July 17, 2022)

Extensive Monte Carlo study of two-dimensional Ising model is done to investigate the statistical behavior of spin clusters and interfaces as a function of temperature, T . We use a tie-breaking rule to define interfaces of spin clusters on square lattice with strip geometry and show that such definition is consistent with conformal invariant properties of interfaces at critical temperature, T_c . The effective fractal dimensions of spin clusters and interfaces (d_c and d_i , respectively) are obtained as a function of temperature. We find that the effective fractal dimension of the spin clusters behaves almost linearly with temperature in three different regimes. It is also found that the effective fractal dimension of the interfaces undergoes a sharp crossover around T_c , between values 1 and 1.75 at low and high temperatures, respectively. We also check the finite-size scaling hypothesis for the percolation probability and the average mass of the largest spin-cluster in a good agreement with the theoretical predictions.

PACS numbers: 64.60.De, 05.45.Df, 11.25.Hf

Two dimensional (2D) Ising model as a solvable prescription model in hand, and its extension to q -state Potts model [1] have been the subject of intense research interest for decades. Many of their thermodynamical parameters and behaviors can be characterized in terms of some fractal geometrical objects, e.g., spin clusters and domain walls. Most of studies have been focused to describe the behavior of these models at critical temperature T_c , at which they exhibit a continuous phase transition (for $q \geq 4$), and less attention is made to investigate off-critical characterization of such systems at temperatures far from T_c . At $T = T_c$, conformal field theory (CFT) plays an important robust role to describe the universal critical properties in two dimensions. Besides CFT, theory of stochastic Loewner evolution (SLE) invented by Schramm [2] provides a geometrical understanding of criticality which states that the statistics of well defined domain walls (or curves, e.g., spin cluster boundaries in 2D Ising model) in upper half plane H is governed by one-dimensional Brownian motion. Therefore it is expected that for example in 2D Ising model, the geometrical exponents such as the fractal dimension of a spin cluster and its boundary as well would be related to the thermodynamical exponents [3]. The study of the fractal structure and the scaling properties of the various geometrical features of the Ising model has been subject of huge scientific literature (see for example [4, 5, 6, 7, 8] and references therein).

The geometrical objects reflect directly the status of the system in question under changing the controller parameters. Temperature can play the role of such controller parameter in 2D Ising model.

Investigation of the dependence of geometrical exponents in 2D Ising model, equivalent to $q = 2$ states Potts

model, is the main subject of the present paper. To be consistent with the postulates of SLE at $T = T_c$, we consider the model on a strip of size $L_x \times L_y$, where L_x is taken to be much larger than $L_y = L$, i.e., $L_x = 8L$. We simulate the spin configurations of 2D Ising model on square lattice using Wolff's Monte Carlo algorithm [9], based on single cluster update. Before going into the further details, let us address an ambiguity that arises when one intends to define an Ising interface on a square lattice, and then introduce a rule which seems to produce well-defined interfaces on square lattice.

Consider an Ising model on a triangular lattice in upper half plane on which each spin lies at the center of a hexagon having six nearest neighbors and the spin boundaries (defining the interface) lie on the edges of the honeycomb lattice (see Fig. 1). To impose an interface (which separates the spins of opposite magnetization), growing from the origin on the real line to infinity, a

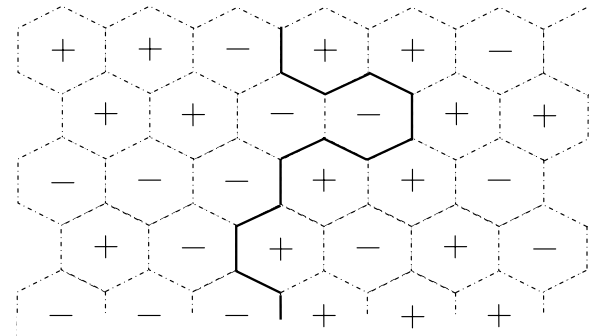


FIG. 1: An Ising interface defined on hexagonal lattice corresponding to a spin configuration on triangular lattice with a fixed boundary condition at the real line in H , as explained in the text.

xed boundary condition can be considered in which all spins in the right and left sides of the origin are up ('+') and down ('-'), respectively. The Gibbs distribution induces a measure on these interfaces.

To define an interface, a walker moves on the edges of the hexagonal lattice starting from origin at the bottom. At each step the walker moves according to a tie-breaking rule: turns left or right according to the value of the spin in front of it ('+' or '-', respectively). The resulting interface is a unique interface which never crosses itself and never gets trapped. Such an interface, at $T = T_c$, is believed to be described by SLE in the continuum limit [10, 11].

This procedure to define the interface should be modified for spin configuration on square lattice. This is because that there are some choices for the square lattice, at places with four alternating spins. We first introduce a tie-breaking rule which the walker regards at each step and then we show that this definition is consistent with the predictions of SLE for such interfaces at $T = T_c$.

Consider a spin configuration on a strip of square lattice in H , with the same boundary conditions as above. A walker moves along the edges of the dual lattice (the lattice shown by the dotted-dashed lines in the Fig. 2), starting from the origin. According to the boundary conditions at the first step of the walk that the spins '+' lie at the right of the walker, this direction is chosen to be the preferable direction. After arriving to each site on the dual lattice, there are three possibilities for the walker: it can cross one of the three nearest bonds of the original lattice. At the first step of selection, it chooses the bonds containing two different spins that crossing each of which leaves the spin '+' at the right and spin '-' at the left of the walker. The directions right and left are defined locally according to the orientation of the walker. After the first selection, if there are yet two possibilities to cross, the walker chooses the bond which accords with the turn-right tie breaking rule: it turns towards the bond which is in its right hand side with respect to its last direction at the last walk; if there is not any selected bond at its right, it prefers to move straightly and if there is not also any, it turns to its left. The procedure is repeated iteratively until the walker touches the upper boundary. The resulting interface is again an interface which touches itself yet never crosses itself and never gets trapped.

The same procedure can be used to define another interface with left-preferable direction as turn-left tie-breaking rule.

The same procedure can be used to define another interface with left-preferable direction as turn-left tie-breaking rule.

Let us now show that the resulting interface is compatible with the properties which comes from their conformal invariant nature at $T = T_c$.

The Wolff's Monte Carlo algorithm is used to simulate the spin configurations at $T = T_c$, on the strip of square lattice and of aspect ratio 8, and boundary conditions as discussed above. For each size L , about $4L^2$ Monte Carlo sweeps are used for equilibration. An ensemble of 2×10^4 independent samples is collected for each sample size L , where each of which was taken after $10L$ Monte Carlo

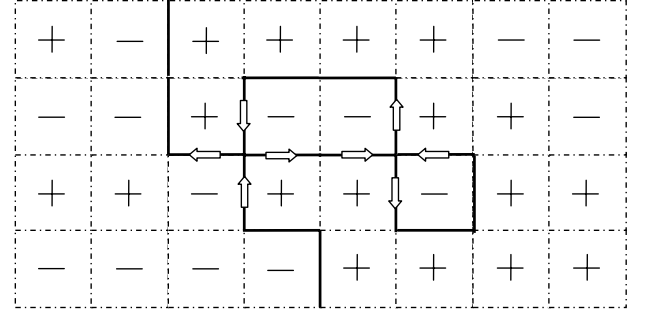


FIG. 2: An Ising interface defined on square lattice, dual of the original square lattice including a spin configuration, with a fixed boundary condition at the real line in H . The interface is generated applying the turn-right tie-breaking rule. The same procedure can be used to define such interface for down spins ('-') according to turn-left tie-breaking rule.

steps.

Each spin cluster has been identified as a set of connected sites of the same spin using Hoshen-Kopelman algorithm. We just take the samples including a vertical spanning cluster. Then an ensemble of corresponding spanning interfaces was obtained using mentioned turn-right (left) tie-breaking rule.

The fractal dimension of the interfaces at this critical

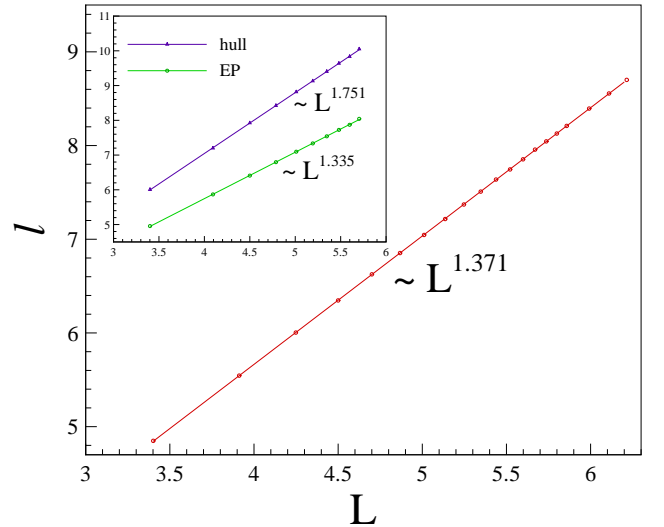


FIG. 3: (Color online) Log-log plot of the average length of a spanning interface l , generated using the tie-breaking rule introduced in the text, versus the width of the strip L , at critical points. Main: for Ising model. Inset: for the hull (the upper graph) and its external perimeter (EP the lower graph) of critical site percolation. The values of the best fit to the data are represented aside each one, with an error of 0.005.

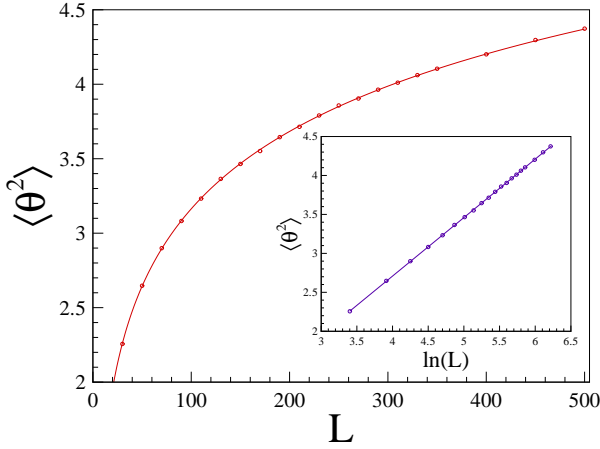


FIG. 4: (Color online) Variance of the winding angle for spanning interfaces generated using the tie-breaking rule introduced in the text. The solid line is set according to the Eq. (1), with $\alpha = 0.29$ and $\beta = 3$. In the inset, the variance in semi logarithmic coordinates.

temperature, $d_I(T_c)$, is obtained using the standard finite size scaling. The length of an interface l scales with the sample size as $l \sim L^{d_I(T_c)}$, where the prediction of SLE is $d_I(T_c) = \frac{11}{8} = 1.375$. As shown in Fig. 3, the best fit to our data collected for sizes $30 \leq L \leq 500$ yields the fractal dimension $d_I(T_c) = 1.371 \pm 0.005$.

Another prediction of the theory of SLE for such critical interfaces is the winding angle statistics. We define the winding angle as defined by Wieland and Wilson [12]. For each interface we attribute an arbitrary winding angle to the first edge (that we take zero). Then the winding angle for the next edge is defined as the sum of the winding angle of the present edge and the turning angle to the new edge measured in radians. It is shown that [12, 13] the variance in the winding grows with the sample size like

$$\langle \theta^2 \rangle = a + \frac{\beta}{4} \ln L; \quad (1)$$

where $\beta = 8[d_I(T_c) - 1]$, and a is a constant whose value is irrelevant. So the exact value of β for critical interfaces of 2D Ising model should be $\beta = 3$.

The figure 4 indicates that our result for β is in a good agreement with the predicted value. We find that $\beta = 3.012 \pm 0.005$.

We have also tested other conformal invariant properties of the interfaces such as Schramm's formula for the left passage probability of the interfaces, consistent with the theory (the results are not shown here).

To investigate another concern about the system with more complicated interfaces, we did such experiments for the critical site percolation [14]. The fractal dimension of the hull and its external perimeter are obtained as $d_I^H = 1.751 \pm 0.002$, and $d_I^P = 1.335 \pm 0.002$, respectively (see Fig. 3) in a good agreement with the duality relation

predicted from the conformal invariant property [15]

$$(d_I^H - 1)(d_I^P - 1) = \frac{1}{4}; \quad (2)$$

In the rest of the paper, let us consider the statistical geometrical response of the Ising model to the temperature. We show experimentally that how the statistics of the spin clusters and their boundaries behave as a function of temperature. We try to measure the corresponding fractal dimensions at length scales smaller than the correlation length, using the standard finite size scaling as done at critical temperature above.

Features of the spin clusters at three different temperatures are shown in Fig. 5. These represent what we expect to happen: at zero temperature, because of the used boundary conditions, the ground state of the spin configuration splits the system into two segments, one with spins up and the other with spins down which are separated with a straight interface. Increasing in the temperature induces a fractal random feature on spin clusters and interfaces. The interfaces are some non-intersecting curves (in H) which can be described, in the continuum limit, by a dynamical process called Loewner evolution [16] with a suitable continuous driving function g_t as

$$\frac{\partial g_t(z)}{\partial t} = \frac{2}{g_t(z)}; \quad (3)$$

where, if we consider the hull K_t , the union of the curve and the set of points which can not be reached from infinity without intersecting the curve, then $g_t(z)$ is an analytic function which maps $H \setminus K_t$ into the H itself.

At zero temperature the driving function g_t , is a specific constant, at $T = T_c$ it should be proportional to a standard Brownian motion B_t as $g_t = \sqrt{p} B_t$ with $\beta = 3$, and it may be complicated random function at other different temperatures.

At high-temperature limit, each spin gets the directions up or down with probability $p = 1/2$ and so, it is conjectured to correspond to the critical site percolation on triangular lattice (on which the percolation threshold is exactly at $p_c = 1/2$), and it is expected that the driving function converges to a Brownian motion with diffusivity of $\beta = 6$. For the case of square lattice, since the percolation threshold in two dimensions is at $p_c = 0.59$, so at high-temperature limit where $p = \frac{1}{2} < p_c$, the system will be below the threshold and the crossover to the critical site percolation will not be seen any more.

Before looking at the temperature dependence of the fractal dimension of the spin-clusters, let us discuss more about their scaling properties from the point of view of theoretical expectations.

The Ising model is expected to be scale-invariant (on scales much larger than lattice spacing a) only at renormalisation group fixed points, i.e., $T = T_c$ and $T = 1$ (on triangular lattice). At those points one expects well-defined power-law behavior for clusters and their hulls on all scales $L \gg a$. For T just above T_c , where the correlation length is finite and $\xi \gg a$, one expects to see




FIG. 5: (Color online) Spin clusters of 2D Ising model on strip of square lattice with size of $L = 120$, and aspect ratio 6, at different temperatures from top to bottom: $T - T_c = 0.2; 0$ and 0.2 . The boundary conditions (bc) used for simulation are fixed for the lower boundary, antiperiodic at sides and free bc for upper one. The spin-down clusters are shown white. The bc imposes an interface at the boundary of the spanning cluster (dark colored) starting from the origin (using the turn-left tie-breaking rule in these figures) and ending at the upper boundary. As temperature increases the interface gets more space filling.

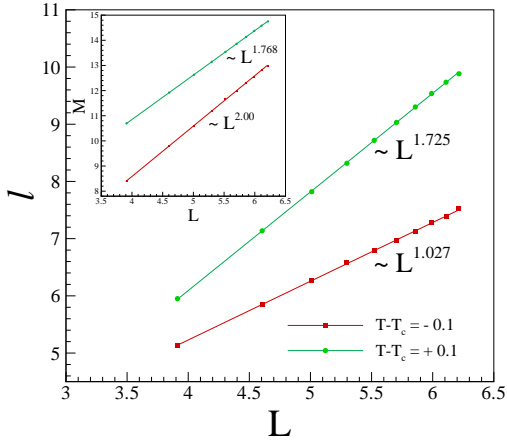


FIG. 6: (Color online) Main: Log-log plot of the average length of a spanning interface l , versus the width of the strip L , at two different temperatures $T - T_c = -0.1$ and $+0.1$. These graphs show the scaling property and the fractal behavior of the interfaces far from criticality at length scales less than the correlation length. Inset: Log-log plot of the average mass of a spanning cluster M , versus the width of the strip L , at $T - T_c = -0.1$ and $+0.1$. The graph for $T - T_c = +0.1$ is shifted upwards by 2.

behavior characteristic of the critical point T_c on scales $a \sim L^{-1}$, and of the high-temperature fixed point on scales L . Thus, according to the theory, there should be no such

thing as ‘the fractal dimension at temperature T' , except for $T = T_c$ and $T = 1$, instead one should see a crossover between two different values. If one chooses a sufficiently narrow range of length scales one will see an effective fractal dimension, which will have the appearance of de-

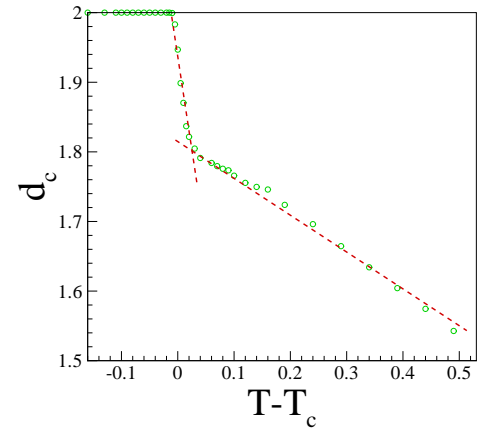


FIG. 7: (Color online) Effective fractal dimension of spin clusters as a function of temperature. It changes almost linearly in three different regimes: low temperature with dimension of 2, rapid decreasing around T_c and a crossover to a different linear behavior far from T_c . The slope of the dashed-lines differs by one order of magnitude. Each point is obtained using finite size scaling for 10 different sizes in the range of $50 \leq L \leq 500$. The error is less than the symbol size.

pending on temperature. However, for the Ising model on square lattice, since the crossover to the critical percolation at high temperatures no longer exists, the behavior of the effective fractal dimensions is governed by just the behavior at $T = T_c$ for length scales $a \ll L$. In order to determine the behavior of such effective fractal dimensions as a function of temperature, we measure them in an almost narrow range of sizes L , which seem to be much smaller than the correlation length and within the range the scaling properties are held.

Figure 6 shows the procedure we perform to measure the effective fractal dimension of the spin clusters and interfaces at different temperatures. The finite size scaling reduces substantially the statistical errors in estimating the fractal dimensions. The average is taken over 10^4 independent samples of aspect ratio 4, at each temperature below T_c for each sample size (only the spanning cluster in each configuration and the corresponding interface was considered). Since the probability to have a spanning cluster diminishes when temperature increases (as will be discussed later), the average is taken over $2 \cdot 10^4$ independent samples for $T > T_c$, and the samples were gathered on strip of aspect ratio 8.

The exact values for the fractal dimensions of spin clusters and interfaces are known just for at critical temperature T_c , as $d_c(T_c) = \frac{187}{96} = 1.9479\ldots$ and $d_I(T_c) = \frac{11}{8} = 1.375$, respectively. Our measurements of fractal dimensions at T_c which give $d_c(T_c) = 1.9469 \pm 0.001$ and $d_I(T_c) = 1.371 \pm 0.005$ are in a good agreement with the exact results. These values were obtained for $30 \leq L \leq 500$. The same measurements for $T \neq T_c$, were done for 10 different sizes within $50 \leq L \leq 500$ (the examples are shown in Fig. 6).

Fig. 6 shows the scaling properties and the fractal behavior of the spin clusters and interfaces at $T \neq T_c$, within the selected range of size.

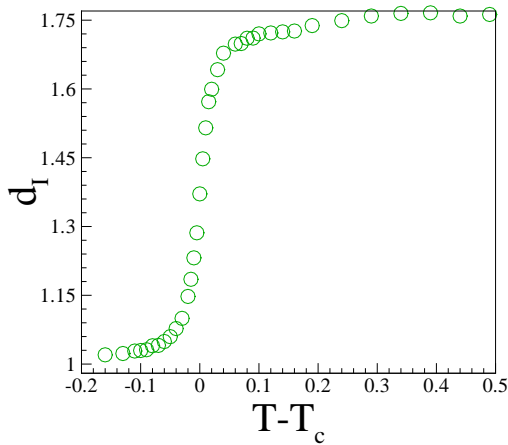


FIG. 8: (Color online) Effective fractal dimension of spin cluster boundaries as a function of temperature. The error is less than the symbol size.

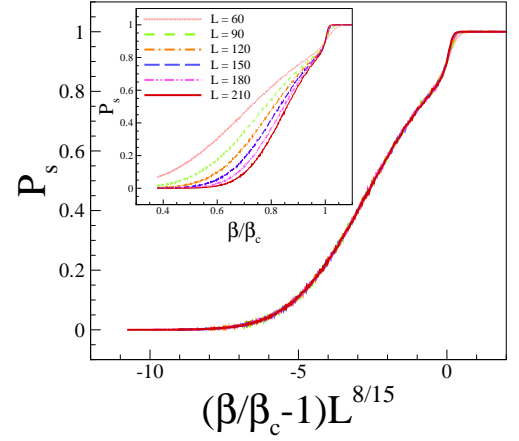


FIG. 9: (Color online) Finite-size scaling plots of the data for the percolation probability, measured on square lattices of different size L^2 . Inset: the percolation probability as a function of the inverse temperature.

To quantify the geometrical changes of the spin clusters at different temperatures, we measure the effective fractal dimensions of the spin clusters and their perimeters. At each temperature, we use the scaling relation between the average mass of the spanning spin-cluster M , and the width of the strip L , to measure the fractal dimension of the spin-clusters i.e., $M \propto L^{d_c}$.

Corresponding fractal dimension of spin clusters as a function of temperature is shown in Fig. 7. This suggests three different regimes, one for low temperatures in which the dimension of the spin clusters is 2. The second regime is in the vicinity of the critical temperature: a linear dependence of the fractal dimension on temperature with a sharp decreasing which is governed by criticality. A crossover happens at temperature above critical region which changes the slope of the linear decrease by about one order of magnitude at high temperatures.

Such a crossover can be also seen in the behavior of the effective fractal dimension of the interfaces as a function of temperature. As shown in Fig. 8, at low temperatures the effective fractal dimension of the interfaces is close to 1 and it increases with temperature. In the vicinity of the critical temperature it increases again sharply and then crosses over to the value very close to 1.75, which is the fractal dimension of the hull of critical percolation. The whole behavior looks like a hyperbolic tangent function.

The other theoretical predictions for the geometrical features considered in this paper and we are interested in checking them, are about the percolation observables. The finite-size scaling hypothesis states that the percolation probability P_s i.e., the probability to have a spanning cluster at temperature T , reaching from one boundary to the opposite one, behaves like [5]

$$P_s = P_s(L^{-1}); \quad (4)$$

where the correlation length behaves like $(T - T_c)^{-\nu}$,

with $\beta = 15/8$ for the Ising spin geometric clusters. In order to investigate this hypothesis, we have done simulations of Ising model on square lattices of different size L^2 with free boundary condition, and the measurements are taken by averaging over 2×10^4 independent samples at each temperature. As shown in Fig. 9, curves P_s measured on lattices of different size all cross at the critical point (in the figure this observable is shown as a function of the inverse temperature). As can be seen from the figure, applying the scaling theory Eq. 4, results data collapse onto a single function, in a good agreement with the theoretical predictions.

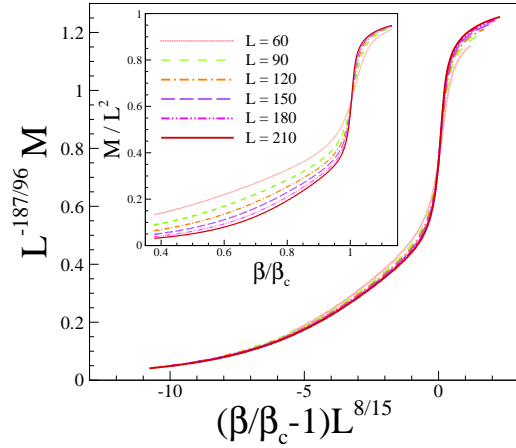


FIG. 10: (Color online) Data collapse for the average mass of the largest spin-cluster M , measured on square lattices of different size L^2 . Inset: the strength of the largest spin-cluster as a function of the inverse temperature.

The other observable we consider is the scaling behavior of the average mass of the largest spin-cluster, M .

According to theory, this should have the scaling form

$$M = L^{d_c(T_c)} F(L^{-1}); \quad (5)$$

where the scaling function $F(x)$ goes to a constant as $x \rightarrow 0$ (at $T = T_c$).

The suitably rescaled mass of the largest spin-cluster as a function of the reduced inverse temperature is plotted in Fig. 10, implying the data collapse onto a universal curve.

In conclusion, we studied the geometrical changes of the spin clusters and interfaces of two-dimensional Ising model on square lattice in the absence of external magnetic field, as a function of temperature. We introduced a well-defined tie-breaking rule to generate nonintersecting interfaces on square lattice, which are shown to be consistent with the predictions of conformal invariance at the critical point. The results are also checked for critical site percolation in a good agreement with the analytical predictions.

We also investigated the effect of the temperature on the statistical properties of geometrical objects by measuring the effective fractal dimensions of the spin clusters and interfaces as a function of temperature. We showed that a crossover happens which distinguishes between the behavior of these geometrical objects near the critical temperature and that of at high temperatures.

We also applied the finite-size scaling hypothesis for both the percolation probability and the average mass of the largest spin-cluster, and we found a data collapse onto a universal curve, in a good agreement with the theoretical predictions.

I am indebted to J. Cardy and D.B.Wilson for electronic discussions and their constructive comments. I also would like to thank H. Dashti-Naserabadi for his helps on programming.

-
- [1] R.B.Potts, Proc. Cambridge Philos. Soc. 48, 106 (1952).
 - [2] O.Schramm, Isr. J. Math. 118, 221 (2000).
 - [3] W.Janke, A.M.J.Schakel, Phys. Rev. E 71, 036703 (2005).
 - [4] B.Nienhuis, and J.Cardy, in: Phase Transitions and Critical Phenomena, edited by C.Domb and J.L.Lebowitz (Academic, London, 1987), Vol. 11.
 - [5] K.Binder, D.W.Heermann, Monte Carlo Simulation in Statistical Physics, Springer, Berlin, (1997).
 - [6] A.Coniglio, Phys. Rev. Lett. 62, 3054 (1989).
 - [7] B.Duplantier, J. Stat. Phys. 110, 691 (2003).
 - [8] A.L.Stella, C.Vanderzande, Phys. Rev. Lett. 62, 1067 (1989).
 - [9] U.Wol, Phys. Rev. Lett. 62, 361 (1989).
 - [10] S.Smirnov, Proc. Int. Congr. of Mathematicians (Eur. Math. Soc., Zurich, 2006), Vol. 2, p. 1421; arXiv:0708.0039.
 - [11] A.Gamasa and J.Cardy, J. Stat. Mech. P08020 (2007).
 - [12] B.Wieland and D.B.Wilson, Phys. Rev. E, 68, 056101 (2003).
 - [13] B.Duplantier, arXiv:math-ph/0608053.
 - [14] M.J.Lee, Phys. Rev. E 78, 031131 (2008).
 - [15] B.Duplantier, Phys. Rev. Lett. 84, 1363-1367 (2000).
 - [16] K.Lowner, J. Math. Anal. 89, 103 (1923).