

Relaxation of Josephson qubits due to strong coupling to two-level systems

Clemens Müller and Alexander Shnirman

Institut für Theorie der Kondensierten Materie and DFG-Center for Functional Nanostructures (CFN),
Universität Karlsruhe, D-76128 Karlsruhe, Germany

Yuriy Makhlin

Landau Institute for Theoretical Physics, Kosygin Street. 2, 119334, Moscow, Russia

(Dated: February 21, 2024)

We investigate the energy relaxation (T_1) process of a qubit coupled to a bath of dissipative two-level actuators (TLFs). We consider the actuators strongly coupled to the qubit both in the limit of spectrally sparse single TLFs as well as in the limit of spectrally dense TLFs. We conclude that the avoided level crossings, usually attributed to very strongly coupled single TLFs, could also be caused by many weakly coupled spectrally dense actuators.

PACS numbers: 03.65.Yz, 85.25.Cp

Keywords: superconducting qubits, two-level actuators, decoherence

I. INTRODUCTION

With the current progress in fabrication, manipulation, and measurement of superconducting qubits it became crucial to understand the microscopic nature of the environment, responsible for decoherence. Recent experiments showed considerable advances even in the presence of the low-frequency, $1=f$, noise without eliminating its sources. The operation at the ‘optimal point’ in the qutritium [1] or the drastic reduction of unharmonicity in the transmon [2] reduced dephasing (increased T_2) significantly. Especially in the transmon the relation $T_2 \sim 2T_1$ is now routinely reported, which implies that the decoherence is limited by the energy relaxation (T_1) process, i.e., the pure dephasing is suppressed.

The microscopic nature of the dissipative environment, responsible for the energy relaxation, is still unknown. While the effects of the electromagnetic environment, including the Purcell effect, can be reliably estimated [3], the intrinsic sources of relaxation remain unidentified. There exist numerous indications that the charge and the critical-current noise are induced by collections of two-level actuators (TLFs) residing, possibly, in the tunnel junction or at the surface of the superconductors [4, 5]. Several microscopic models of TLFs have been proposed [6, 7, 8, 9]. It was suggested [4, 10] that in charge qubits the relaxation is due to charge actuators which are simultaneously responsible for the $1=f$ charge noise [11]. On the other hand, the flux noise might also be due to a large number of paramagnetic impurities [12, 13]. In addition, strong signatures of resident two-level systems were found, especially in Josephson phase qubits [14, 15], in which the Josephson junctions have relatively large areas. Recently the coherent dynamics of a qubit coupled strongly to a single TLF was explored with the idea to use the TLF as a naturally formed quantum memory [16, 17].

Strong coupling to actuators as a source of decoherence of a qubit was the focus of research in the past, cf., e.g., Refs. 18, 19, 20. These works concentrated, how-

ever, on single-level actuators, i.e., an electron jumping back and forth between a continuum and a localized level. Such a system maps onto an overdamped dissipative two-level system [21]. In contrast, here we study the effect of strong coupling to underdamped (coherent) two-level actuators.

In this paper we analyze the properties of a qubit coupled to TLFs and, in particular, the relaxation process. On one hand, we study the dissipative dynamics of a qubit strongly coupled to a single actuator; these results could be useful for the analysis of the experimental data, e.g., for phase qubits. On the other hand, we investigate a qubit coupled to a collection of TLFs, and our findings allow us to speculate about some general features of the microscopic picture behind the phenomenon of qubit relaxation, which could account for the experimental observations. In the next section we discuss in more detail the analysis in this paper and possible features of the actuator bath.

II. MOTIVATION AND DISCUSSION

Below we investigate the dynamics of a qubit coupled to one or many TLFs. Our findings, together with certain observations concerning the experimental data, allow us to speculate about the properties of the collections of TLFs in real samples. In other words, we suggest a possible structure of the actuator bath, which is consistent with these observations.

In this paper, we first consider a single TLF coupled resonantly to the qubit, i.e., with its energy splitting close to that of the qubit. These results can be useful for the analysis of experiments, in which the qubit is coupled resonantly to a single TLF (while the other actuators are far away from resonance and do not contribute to the qubit’s dynamics) or strongly coupled to one TLF and weakly to the rest, which form a ‘background’. In this regime the TLF strongly affects the qubit’s dynamics, and we observe two effects: (i) coherent oscillations

with the excitation energy going back and forth between the qubit and the TLF; and (ii) the decay to the ground state due to the energy relaxation in either the TLF or the qubit. The oscillations themselves also show decay, dominated by dephasing processes. We describe the oscillation and relaxation processes and determine the relevant time scales.

Further, we discuss the dynamics of a qubit coupled to a collection of TLFs. Our motivation is based on the following observations from the analysis of the experimental data: (a) strongly coupled TLFs (strongly coupled refers to a strong qubit-TLF coupling) were observed experimentally in phase qubits with large-area junctions [14, 15, 16]. In these qubits the T_1 time shows rather regular behavior as a function of the energy splitting of the qubit (in the regions between the avoided level crossings, which arise in resonance with the strongly coupled TLFs); (b) in smaller phase and flux qubits the T_1 time often shows a seemingly random behavior as a function of the energy splitting of the qubit [1, 4, 22]; (c) the strong coupling observed in Refs. 14, 15, 16 requires a microscopic explanation. For instance, a large dipole moment of the TLF, ed , is needed to account for the data, where d is of the order of the width of the tunnel barrier and e is the electron charge; and (d) experiments [13] suggest a very high density of (spin) qtuators on the surface of superconductors.

Based on these observations we speculate about a possible microscopic picture of the qtuations, which could be consistent with these observations: First, one could expect in the analysis of the dependence of T_1 on the level splitting that the contribution of each qtuator is peaked near its level splitting (when it is resonant with the qubit and can absorb its energy efficiently). Further, one might assume that for a large collection of spectrally dense TLFs (that is with a dense distribution of the level splittings), the corresponding peaks overlap strongly, and the resulting T_1 -energy curve is smooth (even though for a dense distribution the contributions of the TLFs are not necessarily independent). Indeed, this general picture is consistent with the data: in charge and flux qubits, with smaller-area junctions, the TLFs are not spectrally dense, and resonances with single TLFs can be resolved in the dependence of the relaxation rate on the level splitting. This may look as a seemingly random collection of peaks. In contrast, in phase qubits, with large-area junctions, there are many TLFs (for instance, the TLFs could be located in the junctions so that their number would scale with the junction area); thus the spectral distribution of their level splittings is dense and almost continuous. This may produce a smooth T_1 -vs.-energy curve. Furthermore, one can speculate about the structure of the qtuator bath. Suggested scenarios of the microscopic nature of the qtuators find it difficult to explain the existence of the strongly coupled TLFs, which were observed, for instance, in the qubit spectroscopy via the avoided level crossings [14, 15, 16].

In other words, in our picture each TLF is only coupled

to the qubit, and they are essentially decoupled from each other. For each of them the coupling to the qubit is much weaker than observed in experiments [14, 15, 16]. For a dense uniform distribution of the TLFs splittings, usual relaxation of the qubit takes place. However, as we find below, if the level splittings of the TLFs accumulate close to some energy value (which may be a consequence of the microscopic nature of the TLFs), as far as the qubit's dynamics is concerned the situation is equivalent to a single strongly coupled TLF. Thus, in our picture, weakly coupled TLFs may conspire to emulate a strongly coupled TLF, visible, e.g., via qubit spectroscopy. Note, however, also the results of Ref. [23, 24, 25] pointing towards single strongly coupled TLFs.

To demonstrate this kind of behavior, we further study the regime, where two or more qtuators are in resonance with the qubit. Our main observation in this case is that the qtuators form a single effective TLF with stronger coupling to the qubit.

For a collection of many TLFs with a low spectral density, we estimate the statistical characteristics (by averaging over the possible spectral distributions) of the random relaxation rate of the qubit and estimate corrections to this statistics due to the resonances that involve multiple TLFs.

Finally, we discuss collections of spectrally dense TLFs. In this case we identify two regimes. If the TLFs are distributed homogeneously in the spectrum, they form a continuum, to which the qubit relaxes, and the dynamics is described by a simple exponential decay. If, however, a sufficiently strong local qtuation of the spectral density of TLFs occurs, the situation resembles again that with a single, strongly coupled qtuator. This may explain the origin of the strongly coupled TLFs observed in the experiment.

III. MODEL

We consider the system described by the following Hamiltonian

$$\hat{H} = \frac{1}{2} \sigma_z + \frac{1}{2} \sum_n \sigma_{x,n} \epsilon_{n,z} + \frac{1}{2} \sum_n \sigma_{x,n} v_{n,x} + \hat{H}_{\text{Bath}} : \quad (1)$$

The first term, the Hamiltonian of the qubit in its eigenbasis reads $\hat{H}_q = \frac{1}{2} \sigma_z$, where σ_z is the level splitting between the ground and the excited states, and σ_z is the Pauli matrix. Similarly, the Hamiltonian of the n -th TLF in its eigenbasis reads $\hat{H}_{\epsilon_{n,z}} = \frac{1}{2} \sigma_{z,n}$. We consider only transverse couplings with the strengths $v_{n,x}$, described by the third term. We note that the qubit-TLF interaction (e.g., the charge-charge coupling) would typically produce also other coupling terms in the qubit's eigenbasis (longitudinal and mixed terms; cf. the discussion of the purely longitudinal coupling / $\sigma_z \sigma_z$ relevant for the dephasing by 1=f noise, e.g., in Refs [26, 27]). However, for our purposes (description of relaxation) the

transverse coupling is most relevant since it gives rise to spin-flip processes between the qubit and TLFs. In our model all TLFs interact with the qubit, but not with each other. This assumption is reasonable, since the TLFs are microscopic objects distributed over, e.g., the whole area of the Josephson junction. Thus, they typically are located far from each other, but interact with the large qubit. The term \hat{H}_{Bath} describes the coupling of each TLF and of the qubit to their respective baths. We model the environment of the qubit and of the TLFs as a set of baths characterized by the variables X_i and coupling constants γ_i (specific examples are provided below). We write down and solve the Bloch-Redfield equations [28, 29] for the coupled system of qubit and TLFs.

In the course of solving the Bloch-Redfield equations many rates (elements of the Redfield tensor) play a role. It is useful to reduce those rates, when possible, to the 'fundamental' rates, i.e., those characterizing the decoupled TLFs and the qubit. Each actuator is thus characterized by its own relaxation rate γ_1^m and by the pure dephasing rate γ_1^d , with the total dephasing rate given by $\gamma_2^m = (1/2)\gamma_1^m + \gamma_1^d$. We define these rates below and also discuss the generalization for the case of a non-Markovian environment. Also the qubit is characterized by its intrinsic (not related to actuators) relaxation rate γ_1^q and the pure dephasing rate γ_1^d . Again $\gamma_2^q = (1/2)\gamma_1^q + \gamma_1^d$. In what follows the mentioned rates are treated as fundamental. All the other rates, emerging in the coupled system of the qubit and actuators, are denoted by capital letters.

IV. SINGLE TLF

We first consider a system of a qubit and a single TLF.

$$\hat{H} = \frac{1}{2} \gamma_q z + \frac{1}{2} \gamma_f z + \frac{1}{2} v_f x_x + \hat{H}_{\text{Bath}}; \quad (2)$$

We restrict ourselves to the regime $\gamma_q \ll \gamma_f \ll v_f$. Then the ground state $|j_1 = j_2 = 0\rangle$ and the highest energy level $|j_1 = j_2 = 1\rangle$ are only slightly affected by the coupling. On the other hand the states $|j_1 = 0, j_2 = 1\rangle$ and $|j_1 = 1, j_2 = 0\rangle$ form an almost degenerate doublet. The coupling v_f lifts the degeneracy to form the two eigenstates $|j_1 = 0, j_2 = 1\rangle = \cos \frac{\xi}{2} |j_1 = 0, j_2 = 1\rangle + \sin \frac{\xi}{2} |j_1 = 1, j_2 = 0\rangle$ and $|j_1 = 1, j_2 = 0\rangle = \sin \frac{\xi}{2} |j_1 = 0, j_2 = 1\rangle + \cos \frac{\xi}{2} |j_1 = 1, j_2 = 0\rangle$ (cf. Fig. 1). Here we introduced the angle $\tan \frac{\xi}{2} = v_f / \Delta$ where $\Delta = \gamma_q - \gamma_f$ is the detuning between the qubit and the TLF. The energy splitting between the levels $|j_1 = 0, j_2 = 1\rangle$ and $|j_1 = 1, j_2 = 0\rangle$ is given by $\omega_{\text{osc}} = \sqrt{v_f^2 + \Delta^2}$.

A. Transverse TLF-bath coupling

First, we consider the simplest case, in which only the TLF is coupled to a dissipative bath and this coupling is transverse. The coupling operator in Eq. (2) takes the

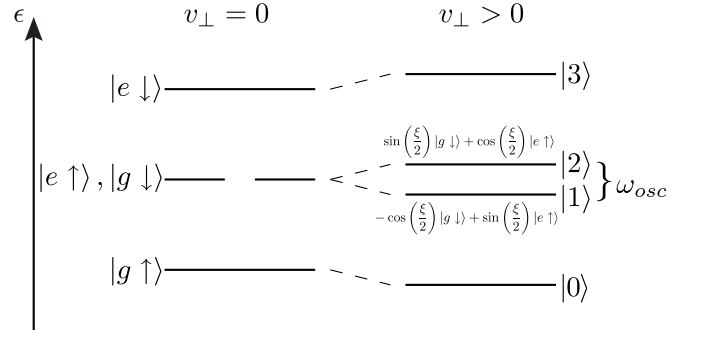


FIG. 1: Level structure of the coupled qubit-TLF system in resonance $\Delta = 0$. For $v_f = 0$ the middle levels form a degenerate doublet. The coupling lifts the degeneracy and splits the levels by the oscillation frequency ω_{osc} .

form

$$\hat{H}_{\text{Bath}} = \frac{1}{2} \gamma_{f;?} x \otimes \hat{X}_{f;?}; \quad (3)$$

where the bath variable $\hat{X}_{f;?}$ is characterized by the (non-symmetrized) correlation function $C_{f;?}(t)$

$\hat{X}_{f;?}(t) \langle \hat{X}_{f;?}(0) \rangle$. In thermal equilibrium we have $C_{f;?}(-t) = e^{-t/T} C_{f;?}(t)$. We assume here that $T \ll \gamma_f$, i.e., that the temperature is effectively zero, so that we can neglect excitations.

We solve the Bloch-Redfield equations [28, 29] for the coupled system using the secular approximation. As the initial condition we take the qubit in the excited state and the TLF in its thermal equilibrium state. Tracing out the TLF's degrees of freedom we find the dynamics of $\langle \sigma_z(t) \rangle$ (Fig. 2).

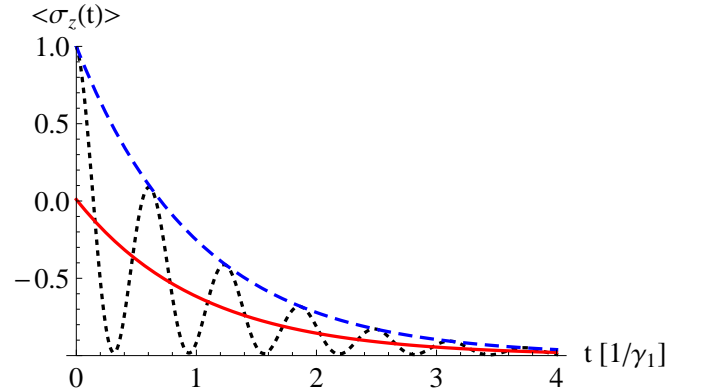


FIG. 2: $\langle \sigma_z(t) \rangle$ as a function of time in units of the inverse TLF relaxation rate γ_1^{-1} for the case of the qubit exactly in resonance with the TLF (dotted black line). One observes oscillations with frequency ω_{osc} . The solid red curve gives the decay averaged over the oscillations, characterized by a_{av} and γ_{av} and the dashed blue curve shows the envelope described by a_{env} and γ_{env} . Parameters in this plot are (in units of γ_1^{-1}): $\gamma_q = \gamma_f = 100$; $v_f = 10$.

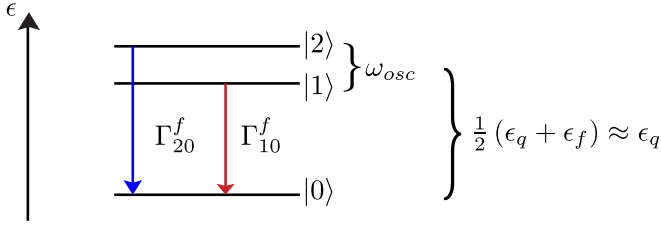


FIG. 3: Level-structure of the coupled qubit-actuator system in the simplest case where only the TLF couples to a heat bath. The rates Γ_{10}^f and Γ_{20}^f in Eq. (8) lead from levels $|1\rangle$ and $|2\rangle$ respectively to the ground state $|0\rangle$. The excited state $|2\rangle$ is not included in this illustration.

For the expectation value $\langle h_z(t) \rangle$ we find the following expression

$$\langle h_z(t) \rangle = \langle h_z \rangle_1 + a_{\#;1} e^{-\gamma_{\#;1} t} + a_{\#;2} e^{-\gamma_{\#;2} t} + a_{\text{osc}} \cos(\omega_{\text{osc}} t) e^{-\gamma_{\text{osc}} t}; \quad (4)$$

where $\langle h_z \rangle_1 = 1$ is the zero-temperature equilibrium value. We can separate the right-hand side of Eq. (4) into damped oscillations, with decay rate γ_{osc} , and a purely decaying part. The amplitude and the decay rate of the oscillating part are given by

$$a_{\text{osc}} = \frac{v_{\perp}^2}{v_{\perp}^2 + \omega_{\text{osc}}^2}; \quad (5)$$

$$\gamma_{\text{osc}} = \frac{1}{2} \gamma_1; \quad (6)$$

Here the rate

$$\gamma_1 = \frac{1}{4} \sum_{f;?} C_{f;?}(\omega_{\text{osc}} - \omega_q); \quad (7)$$

is the relaxation rate of the actuator. We observe that the decay rate of the oscillations, γ_{osc} , is independent of the coupling strength v_{\perp} and of the detuning ω . Note that the physics considered here is only relevant near the resonance $\omega_{\text{osc}} = \omega_q$, and we assume that the spectrum $C_{f;?}(\omega)$ is sufficiently smooth in this region, so that $C_{f;?}(\omega_{\text{osc}}) = C_{f;?}(\omega_q)$.

For the purely decaying part we find

$$a_{\#;1} = 2 \sin^4 \frac{\omega}{2}; \quad a_{\#;2} = 2 \cos^4 \frac{\omega}{2};$$

$$\gamma_{\#;1} = \gamma_{10} = \cos^2 \frac{\omega}{2} \gamma_1; \quad \gamma_{\#;2} = \gamma_{20} = \sin^2 \frac{\omega}{2} \gamma_1; \quad (8)$$

where γ_{10} and γ_{20} are the rates with which the states $|1\rangle$ and $|2\rangle$ decay into the ground state $|0\rangle$ (cf. Fig. 3).

As we can see, the decay law for $\langle h_z(t) \rangle - \langle h_z \rangle_1$ is given by a sum of several exponents. It is sometimes useful, e.g., for comparison with experiments where no fitting to a specific decay law was performed, to define a single decay rate for the whole process. If a function $f(t)$ decays from $f(t=0) = a$ to $f(t \rightarrow \infty) = 0$, we can define the single decay rate from $\int_0^{\infty} f(t) dt = a/\gamma$.

We can introduce the single decay rate in two different ways, either effectively averaging over the oscillations or including all parts and describing the envelope curve (cf. Fig. 2). In the first case, averaging over the oscillations, we choose $f(t) = a_{\#;1} e^{-\gamma_{\#;1} t} + a_{\#;2} e^{-\gamma_{\#;2} t}$ and obtain for the amplitude and the decay rate

$$a_{\text{av}} = a_{\#;1} + a_{\#;2} = 1 + \frac{\omega_{\text{osc}}^2}{v_{\perp}^2 + \omega_{\text{osc}}^2}; \quad (9)$$

$$\gamma_{\text{av}} = \frac{\frac{a_{\#;1}}{\gamma_{\#;1}} + \frac{a_{\#;2}}{\gamma_{\#;2}}}{\frac{a_{\#;1}}{\gamma_{\#;1}} + \frac{a_{\#;2}}{\gamma_{\#;2}}} = \frac{1}{2} \gamma_1 \frac{v_{\perp}^2 (v_{\perp}^2 + 2\omega_{\text{osc}}^2)}{v_{\perp}^4 + 5v_{\perp}^2 \omega_{\text{osc}}^2 + 4\omega_{\text{osc}}^4}; \quad (10)$$

This gives a quasi-Lorentzian line shape of $\gamma_{\text{av}}(\omega)$ with the width of the order of the coupling v_{\perp} and the maximum value at resonance of $\gamma_{\text{av}}(\omega = 0) = \frac{1}{2} \gamma_1$.

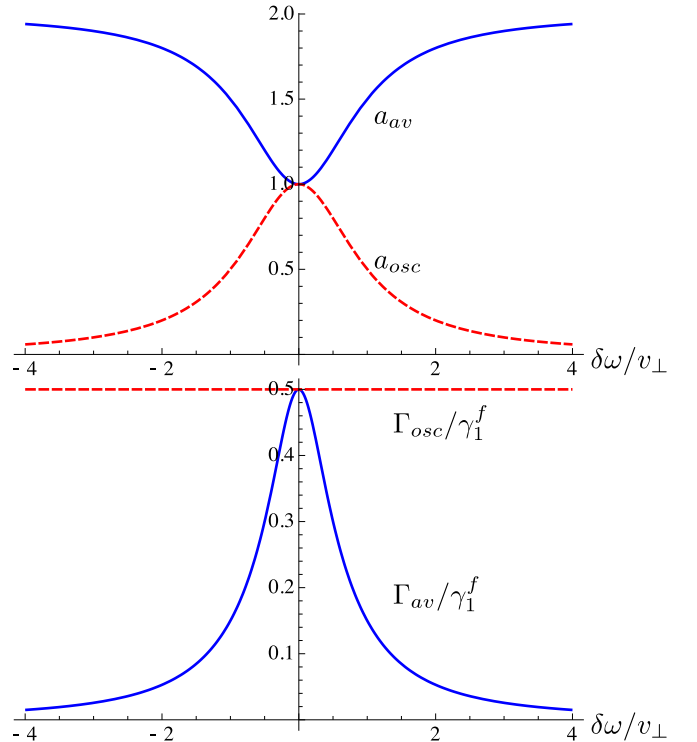


FIG. 4: Amplitudes a and rates γ for the decay of the oscillating (dashed red) and purely decaying (solid blue) part of the qubit's $\langle h_z \rangle$ as a function of the detuning ω between the qubit and actuator. The detuning is taken in units of the coupling v_{\perp} .

Figure 4 shows the amplitudes and rates characterizing the decay of the oscillations (dashed red) and of the purely decaying part (solid blue) of the qubit's $\langle h_z \rangle$.

To describe the envelope we choose $f(t) = a_{\#;1} e^{-\gamma_{\#;1} t} + a_{\#;2} e^{-\gamma_{\#;2} t} + a_{\text{osc}} e^{-\gamma_{\text{osc}} t}$ (Fig. 2). This

gives

$$\begin{aligned} a_{\text{env}} &= \frac{a_{\#;1} + a_{\#;2} + a_{\text{osc}}}{\frac{a_{\#;1}}{v_{\#;1}} + \frac{a_{\#;2}}{v_{\#;2}} + \frac{a_{\text{osc}}}{v_{\text{osc}}}} \\ &= \frac{1}{2} \frac{v_{\#;1}^2 (v_{\#;2}^2 + v_{\text{osc}}^2)}{2v_{\#;1}^4 + 5v_{\#;2}^2 v_{\text{osc}}^2 + 4v_{\text{osc}}^4}; \end{aligned} \quad (11)$$

with amplitude $a_{\text{env}} = a_{\#;1} + a_{\#;2} + a_{\text{osc}} = 2$. This again gives a quasi-Lorentzian peak with height $a_{\text{env}}(\omega = 0) = \frac{1}{2} \frac{v_{\#;1}^2}{v_{\#;1}^4}$ and width similar to that of Eq. (10).

The results presented above are valid in the regime when the coupling between the qubit and the TLF is stronger than the decay rates due to the interaction with the bath, $v_{\#;1} \gg \frac{1}{2} \frac{v_{\#;1}^2}{v_{\#;1}^4}$. In the opposite limit the Golden rule results hold, with the relaxation rate $\frac{1}{2} \frac{v_{\#;1}^2}{v_{\#;1}^4} = \frac{1}{2} \frac{v_{\#;1}^2}{v_{\#;1}^4}$ (cf. Refs. 18, 20, 30).

B. General coupling

We now provide the results for the general case, when both the qubit and TLF are coupled to heat baths. The coupling in Eq. (2) is given by

$$\begin{aligned} \hat{H}_{\text{Bath}} &= \frac{1}{2} \sum_{f,j,k} f_{fjk} z_j \hat{X}_{fjk} + \frac{1}{2} \sum_{q,j,k} q_{qjk} z_j \hat{X}_{qjk} \\ &+ \frac{1}{2} \sum_{f,q,j,k} f_{fjq} x_j \hat{X}_{fjq} + \frac{1}{2} \sum_{q,f,j,k} q_{fqj} x_j \hat{X}_{fqj} : \end{aligned} \quad (12)$$

It includes both transverse (x) and longitudinal (z) coupling for both the qubit and the actuator. The temperature is still assumed to be well below the level splitting $\epsilon_q = \epsilon_f$ so that we can neglect excitation processes from the ground state.

We specify now the main ingredients of the Bloch-Redfield tensor of the problems. As in Eq. (8) the relaxation rates from the states $|j,1\rangle$ and $|j,2\rangle$ to the ground state due to the transverse coupling of the actuator are given by

$$\begin{aligned} \Gamma_{10}^f &= \cos^2 \frac{\theta_f}{2} \frac{1}{2} \Gamma_{f;1}^f; & \Gamma_{20}^f &= \sin^2 \frac{\theta_f}{2} \frac{1}{2} \Gamma_{f;1}^f; \\ \Gamma_{12}^f &= \frac{1}{4} \frac{2}{f_{f;2}} C_{f;2}(\omega_{\text{osc}}); \end{aligned} \quad (13)$$

Similarly the transverse qubit coupling gives rise to new rates,

$$\begin{aligned} \Gamma_{10}^q &= \sin^2 \frac{\theta_q}{2} \frac{1}{2} \Gamma_{q;1}^q; & \Gamma_{20}^q &= \cos^2 \frac{\theta_q}{2} \frac{1}{2} \Gamma_{q;1}^q; \\ \Gamma_{12}^q &= \frac{1}{4} \frac{2}{q_{q;2}} C_{q;2}(\omega_{\text{osc}}); \end{aligned} \quad (14)$$

The longitudinal coupling to the baths, $\sum_{z,j,z} f_{fjz} z_j$, gives two types of additional rates in the Redfield tensor, a pure dephasing rate, Γ_{11}^f , and the transition rates between the states $|j,1\rangle$ and $|j,2\rangle$,

$$\begin{aligned} \Gamma_{11}^f &= \cos^2 \frac{\theta_f}{2} \Gamma_{f;1}^f; \\ \Gamma_{12}^f &= \frac{1}{4} \frac{2}{f_{f;2}} \sin^2 \frac{\theta_f}{2} C_{f;2}(\omega_{\text{osc}}); \\ \Gamma_{21}^f &= \frac{1}{4} \frac{2}{f_{f;2}} \sin^2 \frac{\theta_f}{2} C_{f;2}(\omega_{\text{osc}}); \end{aligned}$$

where $\Gamma_{f;1}^f$ is the pure dephasing rate of the TLF:

$$\Gamma_{f;1}^f = \frac{1}{2} \sum_{f,j,k} S_{f,jk}(\omega_{\text{osc}}) C_{f,jk}(\omega_{\text{osc}}); \quad (15)$$

Here $S_{f,jk}(\omega) = \frac{1}{2} (C_{f,jk}(\omega) + C_{f,jk}^*(\omega))$ is the symmetrized correlator.

Similarly, the rates due to the qubit's longitudinal coupling to the bath are given by

$$\begin{aligned} \Gamma_{11}^q &= \cos^2 \frac{\theta_q}{2} \Gamma_{q;1}^q; \\ \Gamma_{12}^q &= \frac{1}{4} \frac{2}{q_{q;2}} \sin^2 \frac{\theta_q}{2} C_{q;2}(\omega_{\text{osc}}); \\ \Gamma_{21}^q &= \frac{1}{4} \frac{2}{q_{q;2}} \sin^2 \frac{\theta_q}{2} C_{q;2}(\omega_{\text{osc}}); \\ \Gamma_{22}^q &= \frac{1}{2} \sum_{q,j,k} S_{q,jk}(\omega_{\text{osc}}) C_{q,jk}(\omega_{\text{osc}}); \end{aligned} \quad (16)$$

Figure 5 gives an illustration of the processes involved in the formation of the Redfield tensor.

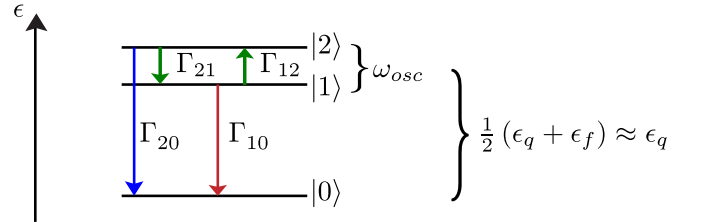


FIG. 5: Illustration of the relevant transition processes in the general case of arbitrary coupling of the qubit and actuator to a heat bath. In addition to the transitions from the central levels $|j,1\rangle$, $|j,2\rangle$ to the ground state $|j,0\rangle$ with the rates Γ_{10} and Γ_{20} , we now also have transitions between the two central levels with the rates Γ_{12} and Γ_{21} . The excited state $|j,1\rangle$ is again omitted in the illustration.

For $\hbar_z(t)$ we again obtain the decay law, Eq. (4). The amplitude of the oscillating part, a_{osc} , is still given by Eq. (5). The decay rate of the oscillations is, however, modified:

$$\Gamma_{\text{osc}} = \frac{1}{2} (\Gamma_{12} + \Gamma_{21}) + \Gamma_{11}^f; \quad (17)$$

The rates without a superscript represent the sum of the respective rates for the qubit and TLF:

$$\begin{aligned} \Gamma_{10} &= \Gamma_{10}^f + \Gamma_{10}^q; & \Gamma_{20} &= \Gamma_{20}^f + \Gamma_{20}^q; \\ \Gamma_{12} &= \Gamma_{12}^f + \Gamma_{12}^q; & \Gamma_{21} &= \Gamma_{21}^f + \Gamma_{21}^q; \end{aligned}$$

The purely decaying part is given by a slightly more complicated expression. Defining

$$\begin{aligned} A &= \Gamma_{10}^f + \Gamma_{12}^f; & B &= \Gamma_{20}^f + \Gamma_{21}^f; \\ C &= (A - B)^2 + 4\Gamma_{12}^f \Gamma_{21}^f; \end{aligned}$$

we obtain

$$a_{\#;1=2} = \frac{1}{2} \frac{1 + \cos^2}{2 \cos(A+B) + (1_2 + 2_1) \sin^2} \\ \#;1=2 = \frac{1}{2} (A+B-C)$$

In the limit $q;k = f;k = q;? = 0$, we reproduce the results of the previous section.

The decay of the average is again characterized by

$$a_{av} = a_{\#;1} + a_{\#;2} = 1 + \frac{1^2}{v_2^2 + 1^2}; \quad (18)$$

$$a_v = \frac{a_{\#;1} + a_{\#;2}}{\frac{a_{\#;1}}{\#;1} + \frac{a_{\#;2}}{\#;2}}; \quad (19)$$

We work in the experimentally relevant limit $!_{osc} \ll T$. Then we obtain

$$\frac{f}{12} = \frac{f}{21} = \sin^2 \frac{f}{v}; \\ \frac{q}{12} = \frac{q}{21} = \sin^2 \frac{q}{v};$$

where

$$\frac{f}{v} = \frac{1}{4} \frac{2}{f;k} S_{f;k} (!_{osc}); \\ \frac{q}{v} = \frac{1}{4} \frac{2}{q;k} S_{q;k} (!_{osc}); \quad (20)$$

The decay rate of the average then reads

$$a_v = \frac{v_2^2 + 2 !^2}{2 (v_2^2 + !^2)} \left(1 - \frac{4 \frac{f^2}{1} !^2}{v_2^2 (1 + 4 \frac{f}{v}) + 4 \frac{f}{1} !^2} \right); \quad (21)$$

where $v = \frac{f}{v} + \frac{q}{v}$.

At resonance the resulting relaxation rate a_v is the mean of the decay rates of the qubit and TLF. Thus, if the TLF relaxes slower than the qubit (as was the case in Ref. 16), a_v decreases. Figure 6 shows the average decay rate a_v for the two cases with $\frac{f}{1}$ bigger (solid blue) and smaller (dotted red) than $\frac{q}{1}$. The double-peaked structure in the first case is due to the contribution v of the longitudinal coupling to the baths. Exactly in resonance and far away from resonance the effect of v vanishes, while for $! \ll v$ it produces somewhat faster relaxation.

Non-Markovian effects

In the previous section we have shown [see Eq. (17)] that pure dephasing affects only the decay rate of the oscillations of h_{zi} . The result, Eq. (17), is valid for a short-correlated (Markovian) environment. More specifically the relations $\frac{q}{1} = \cos^2 \frac{q}{1}$ with $\frac{q}{1} = \frac{1}{2} \frac{2}{q;k} S_{q;k} (! = 0)$ and $\frac{f}{1} = \cos^2 \frac{f}{1}$ with $\frac{f}{1} =$

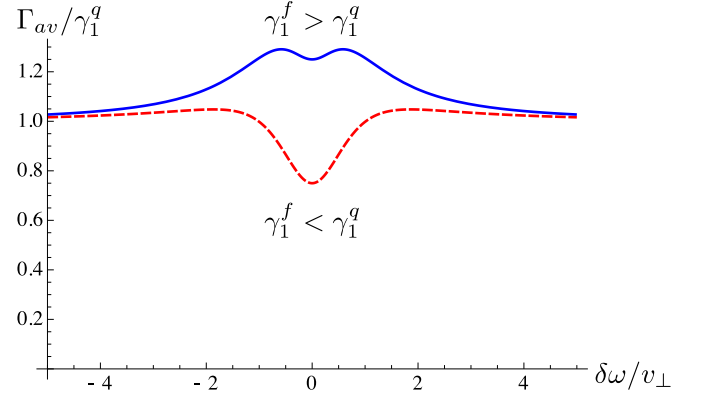


FIG. 6: a_v as a function of the detuning $!$ (rates in units of the qubit's relaxation rate $\frac{q}{1}$, detuning in units of the coupling strength v_2) for the general case when the TLFs relaxation rate $\frac{f}{1}$ is higher (solid blue, $\frac{f}{1} = 1.5 \frac{q}{1}$) / lower (dashed red, $\frac{f}{1} = 0.5 \frac{q}{1}$) than the qubit's relaxation rate $\frac{q}{1}$. The parameters in this plot are $\frac{q}{v} = \frac{f}{v} = 0.3$, $v_2 = 5$ (in units of $\frac{q}{1}$).

$\frac{1}{2} \frac{2}{f;k} S_{f;k} (! = 0)$ are valid only in the Markovian case. The generalization of these results to the case of non-Markovian noise, e.g., 1=f noise, is straightforward [1]. Assuming that at low frequencies $S_{q;k} = A_{q;k}!$ and $S_{f;k} = A_{f;k}!$, we obtain

$$h_{zi}(t) = h_{zi} + a_{\#;1} e^{-\frac{q}{1} t} + a_{\#;2} e^{-\frac{q}{2} t} + a_{osc} \cos(!_{osc} t) e^{-\frac{0}{osc} t}; \quad (22)$$

where $\ln f_{1=f}(t) = \frac{1}{2} \cos^2 \frac{2}{q;k} A_{q;k} + \frac{2}{f;k} A_{f;k}$ and $\frac{0}{osc}$ now includes only Markovian contributions.

In resonance, $! = 0$, we have $\cos = 0$ and therefore it seems at the first sight that the 1=f noise does not cause any dephasing. Yet, as shown in Ref. 31, in this case the quadratic coupling becomes relevant. The instantaneous splitting between the middle levels of the coupled qubit-TLF system, $|1i$ and $|2i$, is given by

$$!_{osc} (X_{q;k} X_{f;k}) = \frac{q}{v_2^2 + (X_{q;k} X_{q;k} + X_{f;k} X_{f;k})^2} \\ v_2 + \frac{1}{2} \frac{(X_{q;k} X_{q;k} + X_{f;k} X_{f;k})^2}{v_2}; \quad (23)$$

This dependence produces a random phase between the states $|1i$ and $|2i$ and, as a result, additional decay of the oscillations of h_{zi} . We refer the reader to Ref. 31 for an analysis of the decay laws and times. Thus slow (1=f) fluctuations make the decay of the coherent oscillations of h_{zi} faster without considerably affecting the average relaxation rate a_v .

For strong 1=f noise, thus, a situation arises in which the oscillations decay much faster than the rest of h_{zi} . In experiments with insufficient resolution this may appear as a fast initial decay from $h_{zi} = 1$ to $h_{zi} = 1 - a_{osc}$ followed by a slower decay with the rate a_v .

C. Two two-level actuators

As a first step towards the analysis of the effect of many TLFs, we examine now the case when two actuators are simultaneously at resonance with the qubit. This situation in the weak coupling regime was considered, e.g., in Ref [32]. In this regime the actuators act as independent channels of decoherence and thus the contributions from different TLF are additive. However, in the regime of strong coupling between the qubit and the actuators, which is the focus of this paper, we do not expect the decoherence effects of the two actuators to simply add up. This means that the resulting relaxation rate is not given by the sum of two single-actuator rates. The Hamiltonian of the problem reads

$$\hat{H} = \frac{1}{2} \sum_{q,z} \frac{1}{2} \sum_{n=1}^{\infty} \left(f_{qn,z} \hat{a}_{qn,z}^\dagger + \frac{1}{2} \sum_{n=1}^{\infty} v_{qn,z} \hat{a}_{qn,z} \right) + \hat{H}_{\text{Bath}}; \quad (24)$$

where \hat{H}_{Bath} contains now the coupling of each of the actuators to its respective bath. In the regime of our interest, $q, f_{q,1}, f_{q,2}, v_{q,1}, v_{q,2}$, the spectrum splits into four parts. The ground state is well approximated by $|g \uparrow \uparrow\rangle$. Analogously, the highest excited state is close to $|e \uparrow \uparrow\rangle$. The coupling $v_{q,n}$ is mainly relevant within two almost degenerate triplets. The first triplet is spanned by the states with one excitation: $|f \uparrow \uparrow\rangle, |g \uparrow \uparrow\rangle, |g \uparrow \uparrow\rangle$. In the second triplet, spanned by $|f \uparrow \uparrow\rangle, |g \uparrow \uparrow\rangle, |g \uparrow \uparrow\rangle$, there are two excitations. At low temperatures and for the initial state in which the qubit is excited and the actuators are in their ground states, only the first triplet and the global ground state are relevant. Within the first triplet the Hamiltonian reads

$$\frac{1}{2} \begin{pmatrix} 0 & 2q & v_{q,1} & v_{q,2} \\ v_{q,1} & 2f_{q,1} & 0 & A \\ v_{q,2} & 0 & 2f_{q,2} & 0 \end{pmatrix};$$

where the energy is counted from the ground state.

First, we consider the two actuators exactly in resonance with each other, $f_{q,1} = f_{q,2} = f$, and approximately at resonance with the qubit: $q = f$. We perform a rotation in the two-state subspace spanned by the states, where one of the TLF is excited, by applying the unitary transformation

$$U = \begin{pmatrix} 0 & 1 & 0 & 0 \\ 0 & \cos & \sin & A \\ 0 & \sin & \cos & 0 \end{pmatrix}; \quad (25)$$

Choosing the angle $\theta = \arccos \frac{v_{q,1}}{v_{q,1}^2 + v_{q,2}^2}$, we arrive at the transformed Hamiltonian

$$\frac{1}{2} \begin{pmatrix} 0 & 2q & \frac{v_{q,1}}{v_{q,1}^2 + v_{q,2}^2} & 0 \\ 2q & 2f & 0 & 0 \\ \frac{v_{q,1}}{v_{q,1}^2 + v_{q,2}^2} & 0 & 2f & 0 \\ 0 & 0 & 0 & 2f \end{pmatrix};$$

Figure 7 gives an illustration of what happens. After the rotation [Eq. (25)] the qubit is coupled to only one effective state $|1\rangle$, whereas it is completely decoupled from the "dark" state $|2\rangle$. For symmetric coupling $v_{q,1} = v_{q,2}$ the states $|1\rangle$ and $|2\rangle$ are just symmetric and antisymmetric superpositions of $|g \uparrow \uparrow\rangle$ and $|g \uparrow \uparrow\rangle$. Thus,

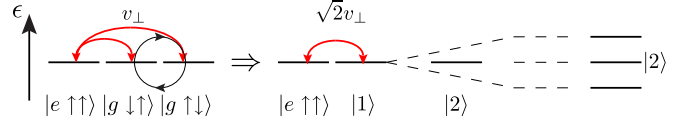


FIG. 7: Illustration of the performed transformation in the one-excitation subspace of the Hamiltonian for the case of equal couplings $v_{q,1} = v_{q,2} = v_q$. Applying the rotation (25) we arrive first in a situation where the state $|2\rangle$ (the dark state) is completely decoupled from the other two states. The renormalized coupling then splits the remaining two states, giving a situation analogous to the coupling to one TLF.

the rotation demonstrates that the situation is equivalent to only one effective TLF coupled to the qubit with the coupling strength

$$v_q = \frac{q}{v_{q,1}^2 + v_{q,2}^2};$$

Analyzing the coupling of the effective TLF to the dissipative baths (of both actuators), we conclude that the effective TLF is characterized by the relaxation rate

$$\gamma_1^f = \frac{1}{v_{q,1}^2 + v_{q,2}^2} \left(v_{q,1}^2 \frac{f_{q,1}}{1} + v_{q,2}^2 \frac{f_{q,2}}{1} \right);$$

At this point we can apply all the results of Sec. IV A with v_q replaced by the renormalized v_q and the relaxation rate γ_1^f replaced by γ_1^f . In particular, using the formulas (9) and (10) we introduce

$$\chi_{\text{av}}^{(2)}(\omega) = \chi_{\text{av}}^{(1)}(\omega) \frac{1}{v_{q,1}^2 + v_{q,2}^2} \frac{f_{q,1}}{1} \frac{f_{q,2}}{1}; \quad (26)$$

Here the superscript (2) stands for coupling to two actuators. The function $\chi_{\text{av}}^{(2)}(\omega)$ is peaked around $\omega = 0$. The height and the width of the peak depend on the relations between the coupling strengths and the relaxation rates of the two actuators. In the limiting cases of 'clear domination', e.g., for $v_{q,1} \gg v_{q,2}$ and $\frac{f_{q,1}}{1} \gg \frac{f_{q,2}}{1}$, everything is determined by a single actuator. In the opposite limit of identical actuators, i.e., for $v_{q,1} = v_{q,2}$ and $\frac{f_{q,1}}{1} = \frac{f_{q,2}}{1}$, the height of the peak [Eq. (26)] is given by $\chi_{\text{av}}^{(2)} = 2 \chi_{\text{av}}^{(1)}$, exactly as in the case of a single actuator. The width of the peak is, however, $\sqrt{2}$ times larger since $v_q = \frac{v_{q,1}}{\sqrt{2}} = \frac{v_{q,2}}{\sqrt{2}}$. Clearly, the relaxation rate of the qubit is not given by a sum of two relaxation rates due to the two actuators.

If the actuators are not exactly in resonance, this result still holds as long as their detuning $\delta = f_{q,1} - f_{q,2}$ is smaller than the renormalized coupling v_q . For much larger detuning, the rate is given by the sum of two single-TLF contributions.

D. Many degenerate actuators

For a higher number of actuators in resonance, i.e., $\omega_{f,n} = \omega_f$, the argument presented above is still valid, and the resulting decoherence of the qubit's state is the same as for a single TLF with a renormalized coupling strength of

$$v_{\gamma} = \frac{S}{\sqrt{X}} \sqrt{v_{\gamma,n}^2}$$

and an effective TLF relaxation rate

$$\gamma_1^f = \frac{1}{\gamma_{\gamma}^2} \sum_n v_{\gamma,n}^2 \gamma_{1,n}^f :$$

It should be stressed that this equivalence holds only within the one-excitation subspace of the system.

If the system with many actuators is excited more than once it is no longer equivalent to a system with one effective TLF. Multiple excitation could be achieved e.g., by following the procedure used in Ref. [33] or that of Ref. [16] repeatedly, i.e., exciting the qubit while out of resonance, transferring its state to the TLFs, exciting the qubit again and so forth. The simplest case is when all the actuators have equal couplings to the qubit $v_{\gamma,n} = v_{\gamma}$. The system's Hamiltonian reads then

$$H = \frac{1}{2} \sigma_z + \omega_f S_z + v_{\gamma} \sigma_x S_x ; \quad (27)$$

where $S_x = \sum_{n=1}^N \sigma_{x,n}$.

For procedures of the type used in Ref. [16, 33], i.e., when only the qubit can be addressed, the TLFs will remain in the spin representation of S in which they were originally prepared. If the TLFs are all initially in their ground states, the accessible part of the Hilbert space is that of a qubit coupled to a spin $N=2$, where N is the number of TLFs. For the procedure similar to that of [33] the oscillation periods with k excitations would be given by $2\pi/\omega_{\gamma,k}$, where $\omega_{\gamma,k} = \sqrt{k(N+1-k)} v_{\gamma}$.

V. COLLECTION OF FLUCTUATORS

We now analyze decoherence of a qubit due to multiple TLFs. For this purpose, we introduce an ensemble of TLFs with energy splittings $\omega_{f,n}$, distributed randomly. For each actuator n we assume a uniform distribution of its energy splitting $\omega_{f,n}$ in a wide interval E , with probability density $p_n = 1/E$. The overall density of actuators is given by $\rho = N/E$, where N is the total number of actuators in the interval E . For simplicity we assume all the actuators to have the same coupling to the qubit v_{γ} and the same relaxation rate γ_1^f . The interval is much wider than a single peak, $E \gg v_{\gamma}$, and the total number of TLFs in the interval is $N \gg 1$.

We find that the physics is controlled by the dimensionless parameter ρv_{γ}^2 . For $\rho v_{\gamma}^2 \ll 1$ the probability for two actuators to be in resonance with each other is low. Once the qubit is in resonance with one of the TLFs, the decay law of the qubit's $\langle \sigma_z \rangle$ takes the form (4). In this regime we take γ_{av} to characterize the decay. We expect that in most situations the oscillations in Eq. (4) will decay fast due to the pure dephasing, and one will observe a very fast partial (down to half an amplitude) decay of $\langle \sigma_z \rangle$ followed by further decay with rate γ_{av} . Thus the relaxation rate is given by a sum of many well separated peaks, each contributed by a single actuator. Since the positions of the peaks are random, we expect, for $\rho v_{\gamma}^2 \ll 1$, a randomly looking dependence of the qubit's relaxation rate on the qubit's energy splitting (and a collection of rare peaks for lower densities, $\rho v_{\gamma}^2 \ll 1$). To characterize the statistical properties, we determine in Sec. V A the relaxation rate, averaged over realizations, and its variance.

For larger $\rho v_{\gamma}^2 > 1$ the situation changes, as the peaks become dense, and the probability to have two or more actuators in resonance with each other is high. We conclude that it is not reasonable anymore to characterize the decay of $\langle \sigma_z \rangle$ by γ_{av} . In this limit the coherent oscillations turn into much faster relaxation. The excitation energy is transferred from the qubit to the TLFs on a new, short time scale, $(\rho v_{\gamma}^2)^{-1}$, which we now call the relaxation time. The energy remains in the TLFs for much longer time ($\tau = \frac{1}{\gamma_1^f}$) before it is released to the dissipative baths. Yet, if a strong enough fluctuation of the TLFs spectral density occurs, coherent oscillations appear again. A set of TLFs almost at resonance with each other form an effective strongly coupled actuator. The decay time of the oscillations is due to the background density of TLFs rather than due to the coupling to the baths. This could be an alternative explanation for the findings of Refs. 14, 15, 16. In Sec. V B we describe these two situations.

A. Independent actuators, $\rho v_{\gamma}^2 \ll 1$.

In this regime the relaxation rate is given by a sum of single-actuator contributions. For a given realization of the ensemble we obtain

$$\gamma(q) = \sum_n \gamma_{av}(q, \omega_{f,n}) : \quad (28)$$

Integrating over the TLF energy splittings $\omega_{f,n}$, we obtain the average relaxation rate

$$\bar{\gamma} = \int d^N \omega_{f,n} p^{(N)} \sum_n \gamma_{av}(q, \omega_{f,n}) \frac{1}{N} \quad (29)$$

Here $d^N = d\omega_{f,1} \dots d\omega_{f,N}$, and the probability distribution $p^{(N)} = \prod_n p_n$ is given by the product of single-TLF distribution functions, $p_n = \frac{1}{E} = \frac{\rho}{N}$.

We also find the variance

$$\sigma^2 = \langle \Gamma^2 \rangle - \langle \Gamma \rangle^2 = \frac{1}{h} \langle \Gamma^2 \rangle - \left(\frac{1}{h} \langle \Gamma \rangle \right)^2 : \quad (30)$$

Thus

$$\frac{\sigma^2}{\langle \Gamma \rangle^2} = \frac{1}{h} \quad (31)$$

This result can be expected. In the regime $\epsilon_q \ll 1$ in each realization of the environment the function $\Gamma(\epsilon_q)$ is a collection of rare peaks of height $\frac{1}{2} \frac{f}{\Gamma_1}$ and width v_2 . The average value of Γ is, thus, small, but the fluctuations are large. As expected, the relative variance decreases as the effective density increases.

As we have seen in Sec. IV C, the contribution from two TLFs in resonance differs from the sum of two single-TLF contributions. This effect leads to modifications of Eqs. (29) and (30) with the further increase in the spectral density of the fluctuators. The relaxation rate becomes lower than the result, Eq. (29), in the approximation of independent fluctuators, and the straightforward estimate gives:

$$h \Gamma / \frac{f}{\Gamma_1} \left(\epsilon_q^2 \right); \quad (32)$$

Similarly, for the variance (which is close to the mean square) we find

$$\sigma^2 \sim \left(\frac{f}{\Gamma_1} \right)^2 \left(\epsilon_q^2 \right); \quad (33)$$

Here both prefactors $c_1, c_2 \ll 1$. For example, $c_1 = 2^{-2}$; $c_2 = 1.71$ in the rough approximation, when we (i) account for correlations by using the rate [Eq. (26)] for two resonant TLFs to describe the joint effect of two fluctuators, n and m , in a certain range around resonance, i.e., when their energy splittings differ by less than the coupling strength, $|j_{f,n} - j_{f,m}| < v_2$; and (ii) neglect correlations for larger detunings $|j_{f,n} - j_{f,m}|$.

Figure 8 shows the relaxation rate for one possible realization of the TLF distribution at $\epsilon_q = 0.5$. The solid blue line corresponds to the approximation of independent fluctuators [Eq. (28)], while the dashed red line is calculated using the approximation described.

We see, that the experimental data, where "random" behavior of the relaxation rate as a function of the qubit's energy splitting was observed, could be consistent with the situation depicted in Fig. 8, i.e, with $\epsilon_q \ll 1$.

B. Spectrally dense fluctuators, $\epsilon_q \gg 1$

For higher densities the calculations above are no longer valid. In this section we discuss the limit of very high spectral densities, $\epsilon_q \gg 1$. In the following we restrict ourselves to the one-excitation subspace of the system and neglect the couplings to the baths. Thus we consider the one-excitation subspace of the following Hamiltonian

$$\hat{H} = \frac{1}{2} \epsilon_q \sigma_z + \frac{1}{2} \sum_n \left(j_{f,n} \sigma_{z,n} + \frac{1}{2} \sum_n \left(v_{2,n} \sigma_{x,n} \right) \right); \quad (34)$$

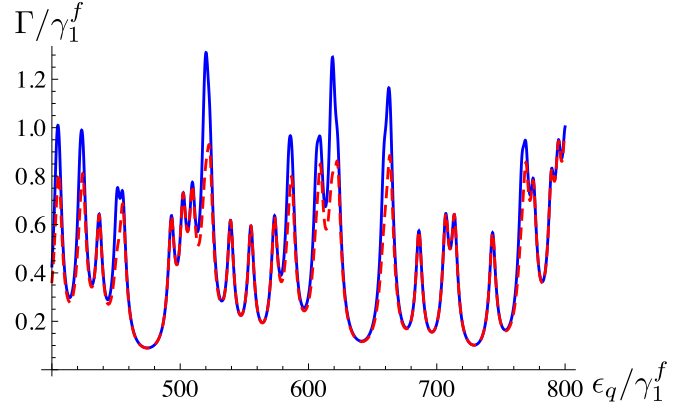


FIG. 8: Γ as a function of the qubit's level splitting ϵ_q in units of the TLF relaxation rate $\frac{f}{\Gamma_1}$ for one possible realization of the fluctuator distribution with $\epsilon_q = 0.5$ and $v_2 = 5 \frac{f}{\Gamma_1}$. Solid blue line: approximation of independent fluctuators (28). Dashed red line: with account for correlations, see text. The corrections are most pronounced in areas, where more than one fluctuator is in resonance ($\epsilon_q > \frac{1}{2} \frac{f}{\Gamma_1}$).

Our purpose is to diagonalize the Hamiltonian in the one-excitation subspace and to find the overlap of the initial state $|j_i\rangle$ (qubit excited, all fluctuators in the ground state) with the eigenstates $|j_k\rangle$, labeled by an index k and having the eigenenergies E_k . This allows us to obtain the time evolution of the initial state:

$$|j(t)\rangle = \sum_k |j_k\rangle \langle j_k | j_i \rangle e^{-iE_k t}; \quad (35)$$

We begin with the case of a completely uniform spectral distribution. This case is well known in quantum optics as the Wigner-Weisskopf theory [34]. We obtain a Lorentzian shape of the overlap function. Figure 9 shows the overlap $\langle j_k | j_i \rangle^2$ for an effective density $\epsilon_q = 1$ as a function of E_k . We arrive at the probability amplitude to find the qubit still excited after time $t > 0$:

$$\begin{aligned} \langle j_i | j(t) \rangle &= \sum_k \langle j_k | j_i \rangle^2 e^{-iE_k t} \\ &= \int dE \sum_k \langle j_k | j_i \rangle^2 \delta(E - E_k) e^{-iE t} \\ &= \int dE \frac{1}{2} \frac{1}{\frac{1}{2}^2 + E^2} e^{-iE t} = e^{-\frac{1}{2} t}; \quad (36) \end{aligned}$$

where $\frac{1}{2} = \frac{1}{2} v_2$. Thus the decay of the initially excited qubit in this situation is described by a simple exponential decay, $\langle j_i | j(t) \rangle^2 = e^{-t}$. The width of the Lorentzian in Fig. 9 determines the decay rate of the excited state.

Note, that we did not include here the coupling of either the qubit or the fluctuators to the dissipative baths. These couplings will broaden each of the eigenstates by an amount $\frac{f}{\Gamma_1}$. As long as this broadening is smaller than the resulting decay rate $\frac{1}{2} = \frac{1}{2} v_2$ (for strongly

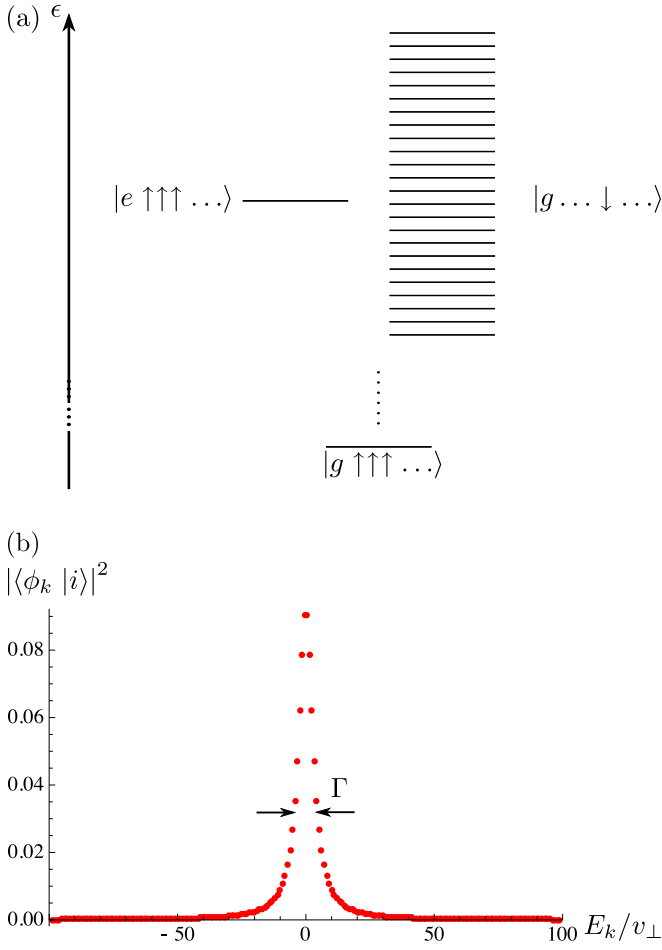


FIG. 9: (a) Level structure of a qubit coupled to a uniform spectral distribution of actuators. The one-excitation subspace is shown. The state, where the qubit is excited, $|e \uparrow \uparrow \uparrow \dots\rangle$, is coupled with strength v_\perp to all other levels in this subspace. The ground state $|g \dots \downarrow \dots\rangle$ is energetically well separated from the subspace with one excitation. (b) Overlap of the initial state $|i\rangle = |e \uparrow \uparrow \uparrow \dots\rangle$ with the eigenstates of the coupled system $|k\rangle$ for a uniform distribution of TLFs with an effective density $\rho = 1$ as depicted above. The energy is counted from the energy of the initial state.

coupled actuators ($v_\perp \propto \frac{f}{1}$) and $\rho > 1$ this is always the case), the dissipative broadening has little effect. Thus the system of the coupled qubit and actuators remains for a long time ($\propto \frac{f}{1}$) in the one-excitation subspace, but the qubit relaxes much faster and the energy resides in the actuators.

Further, we analyze the situation with a large number of TLFs, whose energy splittings are accumulated near some value. For instance, this behavior may originate from the microscopic nature of the actuators. As we have seen above, a collection of resonant TLFs is equivalent, within the single-excitation subspace, to one effective TLF with a much stronger coupling to the qubit. This results in two energy levels, separated by this new strong effective coupling constant. As we discussed

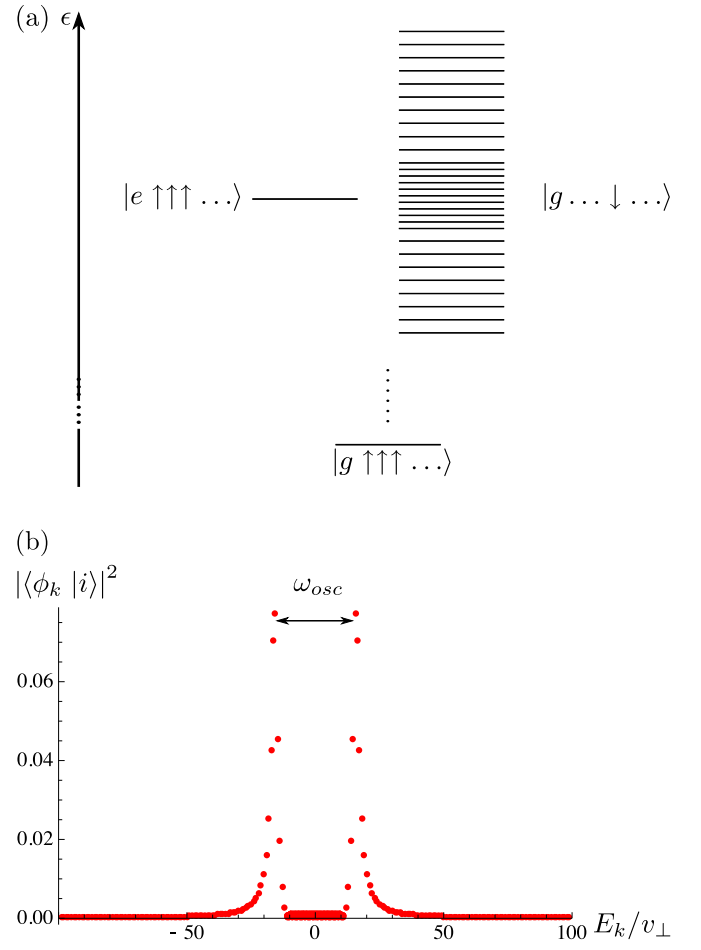


FIG. 10: (a) Level structure for a non-homogeneous spectral distribution of TLFs. At energies near the qubit's level splitting ϵ_q the density is increased. The state $|e \uparrow \uparrow \uparrow \dots\rangle$ is coupled equally to each level in the one-excitation subspace. (b) Overlap of the initial state with the eigenstates of the coupled system with a higher local density $\rho_{\text{local}} = 10$ between $\epsilon = -10$ and $\epsilon = 10$ (in units of v_\perp). Out of resonance the effective density is $\rho = 1$.

above, this may be the origin of the visible properties of strongly coupled TLFs. To illustrate this setting, we show typical numerical results in Fig. 10. The data are shown for the situation, where instead of many resonant TLFs we have a large collection of TLFs distributed in a certain energy range. On top of the homogeneous distribution with density $\rho = 1$, we assume, locally, a higher density ($\rho = 10$) of actuators with energies close to that of the qubit. We obtain a double-peak structure for the overlap $|\langle \phi_k | i \rangle|^2$. Performing again a calculation of Eq. (36), we obtain oscillations with frequency given by the energy splitting of the two peaks in Fig. 10. The widths of the peaks (set at this level by the local density) determine the decay rate of the oscillations. If these peaks are wider than the dissipative broadening, the latter can be neglected. Thus, the effect of the actuator bath with strong density variations on the qubit is equiv-

alent to that of a single TLF with an effective coupling strength v_{eff} , much stronger than the couplings $v_{\text{eff},m}$ between the qubit and the individual physical TLFs.

VI. CONCLUSIONS

In this paper we examined the effect of strongly coupled two-level actuators on the dissipative dynamics of a qubit. We have described the following phenomena:

(a) If the qubit and TLF are close to resonance, one should observe coherent oscillations between them [16]. We have analyzed the effects of dissipation and the relaxation rates. These results may be important in the studies of single two-level actuator systems, e.g., with the idea to use them as quantum memory.

(b) The situation of a qubit coupled to several TLFs with degenerate level splittings is equivalent to the coupling of the qubit to a single effective TLF with a renormalized, stronger coupling strength.

(c) Collections of TLFs with spectral density [1] could show a seemingly random dependence of the qubit's

relaxation rate on its level splitting.

(d) In the dense limit, [1], we conclude that uniform distributions of the TLF energies lead to the exponential relaxation of the qubit. Local strong fluctuations of the density in the energy distribution can, however, from the qubit's viewpoint appear as a single strongly coupled effective TLF. We conclude that the signatures of strong coupling to single two-level systems often observed in qubit spectroscopy could well arise from weak coupling to many nearly resonant TLFs. We emphasize that this equivalence holds only for the initial state, in which the qubit is excited and the actuators are not.

Acknowledgments

We acknowledge support from EuroSQIP, startup fund of the Rector of the Karlsruhe University (TH), INTAS, the Dynasty foundation, RFBR and the U.S.ARO under Contract No. W 911NF-09-1-0336. We want to thank J. Cole, J. Lisenfeld, M. Marthaler, G. Schon, and A. Ustinov for valuable discussions.

-
- [1] G. Lthier, E. Collin, P. Joyez, P. J. Meeson, D. Vion, D. Esteve, F. Chiarello, A. Shnirman, Y. Makhlin, J. Schrie, and G. Schon, *Phys. Rev. B* 72, 134519 (2005).
 - [2] J. Koch, T. M. Yu, J. Gambetta, A. A. Houck, D. I. Schuster, J. Majer, A. Blais, M. H. Devoret, S. M. Girvin, and R. J. Schoelkopf, *Phys. Rev. A* 76, 042319 (2007).
 - [3] A. A. Houck, J. A. Schreier, B. R. Johnson, J. M. Chow, J. Koch, J. M. Gambetta, D. I. Schuster, L. Frunzio, M. H. Devoret, S. M. Girvin, et al., *Phys. Rev. Lett.* 101, 080502 (2008).
 - [4] O. Astaev, Y. A. Pashkin, Y. Nakamura, T. Yamamoto, and J. S. Tsai, *Phys. Rev. Lett.* 93, 267007 (2004).
 - [5] D. J. Van Harlingen, T. L. Robertson, B. L. T. Plurde, P. A. Reichardt, T. A. Crane, and J. Clarke, *Phys. Rev. B* 70, 064517 (2004).
 - [6] L. Faoro, J. Bergli, B. L. Altshuler, and Y. M. Galperin, *Phys. Rev. Lett.* 95, 046805 (2005).
 - [7] L. Faoro and L. B. Io e, *Phys. Rev. Lett.* 96, 047001 (2006).
 - [8] R. H. Koch, D. P. Di Vincenzo, and J. Clarke, *Phys. Rev. Lett.* 98, 267003 (2007).
 - [9] L. Faoro and L. B. Io e, *Phys. Rev. B* 75, 132505 (2007).
 - [10] A. Shnirman, G. Schon, I. Martin, and Y. Makhlin, *Phys. Rev. Lett.* 94, 127002 (2005).
 - [11] P. Dutta and P. M. Hom, *Rev. Mod. Phys.* 53, 497 (1981).
 - [12] L. Faoro and L. B. Io e, *Phys. Rev. Lett.* 100, 227005 (2008).
 - [13] S. Sendelbach, D. Hoyer, A. Kittel, M. Muck, J. M. Martinis, and R. Mcdemott, *Phys. Rev. Lett.* 100, 227006 (2008).
 - [14] R. W. Simmonds, K. M. Lang, D. A. Hite, S. Nam, D. P. Pappas, and J. M. Martinis, *Phys. Rev. Lett.* 93, 077003 (2004).
 - [15] K. B. Cooper, M. Steen, R. Mcdemott, R. W. Simmonds, S. Oh, D. A. Hite, D. P. Pappas, and J. M. Martinis, *Phys. Rev. Lett.* 93, 180401 (2004).
 - [16] M. Neeley, M. Ansmann, R. C. Bialczak, M. Hofheinz, N. Katz, E. Lucero, A. O'Connell, H. Wang, A. N. Cleland, and J. M. Martinis, *Nat. Phys.* 4, 523 (2008).
 - [17] A. M. Zagorskin, S. Ashhab, J. R. Johansson, and F. Nori, *Phys. Rev. Lett.* 97, 077001 (2006).
 - [18] E. Paladino, L. Faoro, G. Falci, and R. Fazio, *Phys. Rev. Lett.* 88, 228304 (2002).
 - [19] R. de Sousa, K. B. Whaley, F. K. Wilhelm, and J. von Delft, *Phys. Rev. Lett.* 95, 247006 (2005).
 - [20] A. G. Rishin, I. V. Yurkevich, and I. V. Lemer, *Phys. Rev. B* 72, 060509 (R) (2005).
 - [21] U. Weiss, *Quantum Dissipative Systems* (World Scientific, Singapore, 2008).
 - [22] Y. Nakamura, private communication.
 - [23] A. Lupascu, P. Bertet, E. F. C. Driessen, C. J. P. M. Harmans, and J. E. Mooij, *arXiv:0810.0590* (2008).
 - [24] M. Hofheinz, private communication.
 - [25] J. Lisenfeld, private communication.
 - [26] Y. M. Galperin, B. L. Altshuler, J. Bergli, and D. V. Shantsev, *Phys. Rev. Lett.* 96, 1 (2006).
 - [27] J. Schrie, Y. Makhlin, A. Shnirman, and G. Schon, *New J. Phys.* 8, 1 (2006).
 - [28] F. Bloch, *Phys. Rev.* 105, 1206 (1957).
 - [29] A. G. Redfeld, *IBM Journal of Research and Development* 1, 19 (1957).
 - [30] Y. Makhlin, G. Schon, and A. Shnirman, in *New Directions in Mesoscopic Physics (Towards Nanoscience)*, edited by R. Fazio, V. F. Gantmakher, and Y. Imry (Kluwer, Dordrecht, 2003), pp. 197 (224).
 - [31] Y. Makhlin and A. Shnirman, *Phys. Rev. Lett.* 92, 178301 (2004).
 - [32] S. Ashhab, J. R. Johansson, and F. Nori, *Physica C* 444,

45 (2006).

[33] M. Hofheinz, H. Wang, M. Ansmann, R. C. Bialczak, E. Lucero, M. Neeley, A. D. O'Connell, D. Sank, J. Wen-

ner, J. M. Martinis, et al, Nature 459, 546 (2009).

[34] V. Weisskopf and E. Wigner, Z. Phys. 63, 54 (1930).