

The crossover from single file to Fickian diffusion

Jimaan Sané,^{1,2} Johan T. Padding,³ and Ard A. Louis¹

¹*Rudolf Peierls Centre for Theoretical Physics, 1 Keble Road, Oxford OX1 3NP, United Kingdom*

²*Department of Chemistry, Cambridge University,
Lensfield Road, Cambridge CB2 1EW, United Kingdom*

³*Computational Biophysics, University of Twente,
PO Box 217, 7500 AE, Enschede, The Netherlands*

(Dated: October 20, 2016)

The crossover from single-file diffusion, where the mean-square displacement scales as $\langle x^2 \rangle \sim t^{\frac{1}{2}}$, to normal Fickian diffusion, where $\langle x^2 \rangle \sim t$, is studied as a function of channel width for colloidal particles. By comparing Brownian dynamics to a hybrid molecular dynamics and mesoscopic simulation technique, we can study the effect of hydrodynamic interactions on the single file mobility and on the crossover to Fickian diffusion for wider channel widths. For disc-like particles with a steep interparticle repulsion, the single file mobilities for different particle densities are well described by the exactly solvable hard-rod model. This holds both for simulations that include hydrodynamics, as well as for those that don't. When the single file constraint is lifted, then for particles of diameter σ and pipe of width L such that $(L - 2\sigma)/\sigma = \delta_c \ll 1$ the particles can be described as hopping past one-another in an average time t_{hop} . For shorter times $t \ll t_{hop}$ the particles still exhibit sub-diffusive behaviour, but at longer times $t \gg t_{hop}$, normal Fickian diffusion sets in with an effective diffusion constant $D_{hop} \sim 1/\sqrt{t_{hop}}$. For the Brownian particles, $t_{hop} \sim \delta_c^{-2}$ when $\delta \ll 1$, but when hydrodynamic interactions are included, we find a stronger dependence than δ_c^{-2} . We attribute this difference to short-range lubrication forces that make it more difficult for particles to hop past each other in very narrow channels.

PACS numbers:

I. INTRODUCTION

When particles are confined to channels so narrow that mutual passage is excluded, the geometric constraints restrict the particles to a single file and a fixed spatial sequence. For short times the mean-square displacement may still take the Fickian form $\langle x^2 \rangle = 2D_0t$, with a self-diffusion coefficient D_0 , but at longer times the motion is strongly suppressed by collisions with neighbouring particles, leading to an asymptotic scaling of the form:

$$\langle x^2 \rangle = 2Ft^{1/2} \quad (1)$$

first derived by Harris [1] in a more mathematical context, and independently by Levitt [2] for particles diffusing in a narrow pore. Here F is the single file diffusion (SFD) mobility.

There has been an increasing interest in transport through highly confined pores [3], stimulated in part by biological realisations such as ion channels [4], and aquaporins [5]. Water under extreme nanoscale confinement exhibits behaviour that differs markedly from the bulk [6]. Single file flow of water is also important in artificial materials like carbon nanotubes [7, 8]. Transport of simple molecules through porous materials such as zeolites also show single file sub-diffusive behaviour [9, 10, 11].

Although the biological and synthetic nanoscale systems described above show signatures of SFD, their interpretation is complicated by numerous other factors such as the interaction of the particles with the walls of the confining pore. By contrast well defined model

systems can be created with micron sized colloidal particles. One of the major advantages is that the particles can be directly imaged in real time with digital video microscopy. By using lithography [12, 13, 14] or optical tweezers [15] to create the one-dimensional confinement for colloidal particles, unambiguous evidence of asymptotic SFD $\langle x^2 \rangle \sim t^{\frac{1}{2}}$ scaling was observed. Lin *et al.* [14] measured the SFD mobility F for different one-dimensional packing fractions $\eta = \rho\sigma$, where the density $\rho = N/L_p$, the number of particles is N , the length of the pipe is L_p , and σ is the colloidal hard-sphere radius. They found good agreement between their measured F and the SFD mobility for a hard-rod fluid (also known as a Tonks gas) [2]:

$$F^{HR} = l_c \sqrt{\frac{D_o}{\pi}} = \frac{\sigma(1-\eta)}{\eta} \sqrt{\frac{D_o}{\pi}} = D_o \sqrt{\frac{2t_c}{\pi}}, \quad (2)$$

where l_c is defined as the average inter-particle separation and $t_c = l_c^2/2D_0$ is the average time between collisions. On time scales t much less than the collision time t_c , one expects ordinary Fickian diffusion, whereas for time scales $t \gg t_c$ one expects to observe the asymptotic SFD diffusion of eq. (1).

An obvious question raised by the experiments on SFD is what happens as the confinement becomes less severe. At some point the system should cross over to ordinary Fickian diffusion at long time-scales. This problem was first studied by coupling two lattice gas models so that particles could jump between chains [16]. Allowing the jumps produced a crossover in the mean-square displacement from subdiffusive \sqrt{t} scaling to diffusive $\langle x^2 \rangle \sim t$

asymptotic scaling at long times. Difficulties in interpreting measurements of SFD transport in zeolites also inspired simulations that exhibited a similar long-time crossover to Fickian diffusion [17, 18].

As shown by Mon and Percus [19] it is convenient to analyze this crossover in terms of a Markov process with a hopping time t_{hop} that measures the average time for two particles to pass one another. If $t_{hop} \gg t_c$, so that the system has reached the SFD regime between hops, then the average mean-square displacement of the particles scales as $l_{hop}^2 \sim Ft_{hop}^{\frac{1}{2}}$ between hops. Within this picture a particle makes on average t/t_{hop} hops in a time t so that its mean-square displacement scales as

$$\langle x^2 \rangle \sim l_{hop}^2 \left(\frac{t}{t_{hop}} \right) \sim D_{hop} t \quad (3)$$

which defines an effective Fickian diffusion coefficient of the form

$$D_{hop} \sim l_{hop}^2/t_{hop} \approx Ft_{hop}^{-\frac{1}{2}}. \quad (4)$$

The larger t_{hop} , the smaller D_{hop} , since particles passing events become more rare. Nevertheless, on time-scales $t \gg t_{hop}$ the final asymptotic scaling will still be Fickian. On the other hand, if t_{hop} decreases to the point where it is of the order of the collision time t_c , then the SFD picture is expected to break down and D_{hop} will approach the self-diffusion coefficient D_0 . So for the hopping picture to be useful, we require $t_{hop} \gg t_c$.

The hopping time t_{hop} has been studied in some depth for the case of two discs diffusing between hard walls a distance L apart. Mon *et al.* [19, 20, 21, 23] found a scaling of the form

$$t_{hop} \sim (L - 2\sigma)^{-\nu} = \delta^{-\nu} \quad (5)$$

as the pore width L approaches the limit where two particles can no longer pass. An exponent $\nu = 2$ was found both for Molecular dynamics [20] and Brownian dynamics (BD) [21], but the interpretation of the simulations is subtle [22]. This exponent agrees with direct calculations of the diffusion equation [23], and a simpler transition state theory (TST) [20, 24], but not with the effective one-dimensional Fick-Jacobs equation [20, 24, 25], which predicts that $\nu = \frac{3}{2}$.

Given that hydrodynamic interactions (HI) can have subtle effects on the dynamics of colloidal particles [26, 27], one might expect there to be differences between SFD behaviour measured for colloidal suspensions, and the SFD behaviour of particles where hydrodynamics is not important. A careful theoretical study by Kollmann [28] predicted that the HI do not change the asymptotic scaling of Eq. (1), and moreover that the mobility F can be connected to the short-time collective diffusion coefficient of the system. Indeed, the experiments with colloidal particles cited above exhibit SFD sub-diffusive behaviour, as expected. Nevertheless, it would be interesting to see if other aspects of SFD behaviour are

sensitive to HI. Moreover, the subtle crossover from SFD to Fickian long-time diffusion for narrow pipes where particles can hop past each other, but where $t_{hop} \gg t_c$, could well be affected by HI.

To study these questions, we employ a hybrid MD and stochastic rotations dynamics (SRD) computer simulation method that has been shown to accurately reproduce Brownian and hydrodynamic behaviour for colloidal suspensions [29, 30]. SRD, also known as multi-particle collision dynamics, was first described by Malevanets and Kapral [31]. SRD has been applied to a wide number of different systems, including fluid vesicles in shear flow [32], clay-like colloids [33], sedimentation of colloids [34, 35], colloidal rods in shear flow [36], knots in viral DNA [37] and many other examples [38]. We have recently used this method to study the role of confinement on two-dimensional diffusion [39] and the role of finite sized particles on Taylor dispersion [40].

To capture the correct asymptotic trends for the mean-square displacement, very long simulation runs are needed, which explains why so many of the simulations in the literature have been on two-dimensional models, which are generally faster to simulate than three-dimensional systems. In this paper we study strongly repulsive colloidal discs in confinement, using both the hybrid MD-SRD method as well as simpler BD to compare what happens when HI are ignored. We find, in agreement with experiments on colloidal suspensions [14], that the simple hard-rod model for the SFD mobility (2) provides a good fit both for BD and for the simulations that include HI.

When the pipe diameter is such that $\delta = L - 2\sigma > 0$, so that the mutual passage constraint is lifted, we observe a crossover from SFD sub-diffusion to Fickian diffusion at longer times $t \gtrsim t_{hop}$. We measure the distribution of hopping times t_{hop} , showing that they follow Poissonian statistics for simulations with and without hydrodynamic interactions. For both models we also find a scaling consistent with $D_{hop} \propto 1/\sqrt{t_{hop}}$. For the BD simulations, we find that $t_{hop} \sim \delta^{-2}$ for small δ/σ , but t_{hop} depends more strongly on $1/\delta$ when hydrodynamic interactions are included. We attribute this to repulsive lubrication forces, induced when particles approach each other or the walls of the container.

The paper is organised as follows: In section II, we describe the model, our hybrid MD-SRD method and our implementation of BD. In section III we study the SFD behaviour of colloids confined to one-dimensional flows for different packing fractions η . Section IV considers the case when the mutual passage constraint is lifted, so that at long times Fickian diffusion is recovered. Finally, in section V, we discuss the main conclusions of this study.

II. MODEL AND SIMULATION METHODS

A. Model

For the colloid-colloid interactions, we use a very strongly repulsive potential of the form:

$$\varphi_{cc}(r) = \begin{cases} 4\epsilon_{cc} \left(\left(\frac{\sigma}{r}\right)^{48} - \left(\frac{\sigma}{r}\right)^{24} + \frac{1}{4} \right) & (r \leq 2^{1/24}\sigma) \\ 0 & (r \geq 2^{1/24}\sigma) \end{cases}$$

where σ is the colloid-colloid diameter. The colloid-wall interaction is taken to be strongly repulsive as well, and a stick-boundary condition is applied to the colloids, as well as to the fluid particle-wall interaction in the SRD simulations. We use periodic boundary conditions in the direction parallel to the pipe walls.

B. Hybrid MD and SRD simulation method

To describe the hydrodynamic behaviour of colloids induced by a background fluid of much smaller constituents, some form of coarse-graining is required. The hydrodynamics can be described by the Navier Stokes equations that coarse-grain the fluid within a continuum description. The downside of going directly through this route is that every time the colloids move, the boundary conditions on the differential equations change, making them computationally expensive to solve.

An alternative to computing a direct solution of the Navier Stokes equations is to use particle based techniques that exploit the fact that only a few conditions, such as (local) energy and momentum conservation, need to be satisfied to allow the correct (thermo) hydrodynamics to emerge in the continuum limit. Simple particle collision rules, easily amenable to efficient computer simulation, can therefore be used. Boundary conditions (such as those imposed by colloids in suspension) are easily implemented as external fields.

In this paper we implement the SRD method first derived by Malevanets and Kapral [31]. An SRD fluid is modelled by N point particles of mass m , with positions \mathbf{r}_i and velocities \mathbf{v}_i . The coarse graining procedure consists of two steps, streaming and collision. During the streaming step, the positions of the fluid particles are updated via

$$\mathbf{r}_i(t + \delta t_s) = \mathbf{r}_i(t) + \mathbf{v}_i(t)\delta t_s. \quad (6)$$

In the collision step, the particles are split up into cells with sides of length a_0 , and their velocities are rotated around an angle α with respect to the cell centre of mass velocity,

$$\mathbf{v}_i(t + \delta t_s) = \mathbf{v}_{c.m,i}(t) + \mathcal{R}_i(\alpha) [\mathbf{v}_i(t) - \mathbf{v}_{c.m,i}(t)] \quad (7)$$

where $\mathbf{v}_{c.m,i} = \sum_j^{i,t} (m\mathbf{v}_j) / \sum_j m$ is the centre of mass velocity of the particles in each cell, $\mathcal{R}_i(\alpha)$ is the rotational matrix and δt_s is the interval between collisions.

The purpose of this collision step is to transfer momentum between the fluid particles while conserving the energy and momentum of each cell.

The fluid particles only interact with one another through the collision procedure. Direct interactions between the solvent particles are not taken into account, so that the algorithm scales as $\mathcal{O}(N)$ with particle number. The carefully constructed rotation procedure can be viewed as a coarse-graining of particle collisions over space *and* time. Mass, energy and momentum are conserved locally, so that on large enough length-scales the correct Navier Stokes hydrodynamics naturally emerges [31]. It is important to remember that for all these particle based methods, the particles should not be viewed as composite supramolecular fluid units, but rather as coarse-grained Navier Stokes solvers (with noise in the case of SRD) [30]. Another advantage of SRD is that transport coefficients have been analytically calculated [41, 42, 43], greatly facilitating its use.

The SRD fluid particles can easily be coupled to a solute as first shown by Malevanets and Kapral [29], and studied in detail in a recent paper [30]. To simulate the behaviour of colloids of mass M , we use the colloid-colloid interaction defined above, while the solvent particles interact with the colloids via an interaction of the form:

$$\varphi_{cs}(r) = \begin{cases} 4\epsilon_{cs} \left(\left(\frac{\sigma_{cs}}{r}\right)^{12} - \left(\frac{\sigma_{cs}}{r}\right)^6 + \frac{1}{4} \right) & (r \leq 2^{1/6}\sigma_{cs}) \\ 0 & (r \geq 2^{1/6}\sigma_{cs}) \end{cases}$$

where σ_{cs} is the colloid-solvent collision diameter. We propagate the ensuing equations of motion with a Velocity Verlet algorithm [46] using a molecular dynamic time step Δt

$$R_i(t + \Delta t) = R_i(t) + V_i(t)\Delta t + \frac{F_i(t)}{2M}\Delta t^2 \quad (8)$$

$$V_i(t + \Delta t) = V_i(t) + \frac{F_i(t) + F_i(t + \Delta t)}{2M}\Delta t, \quad (9)$$

where R_i and V_i are the position and velocity of the colloid, and F_i is the total force exerted on the colloid. Coupling the colloids in this way leads to slip boundary conditions. Stick boundary conditions can also be implemented [44], but for qualitative behaviour, we don't expect there to be important differences. In parallel the velocities and positions of the SRD particles are streamed in the external potential given by the colloids and the external walls and updated with the SRD rotation-collision step every time-step δt_s .

The larger the ratio σ/a_0 , the more accurately the hydrodynamic flow fields will be reproduced. In ref [30], it is shown that using $\sigma/a_0 = 4.3$, and $\sigma_{cs} = 2a_0$ reproduces the flow fields with small relative errors for a single sphere in a 3d flow. Because we are interested in processes where the colloids can just barely pass each other, we chose a finer grid ($\sigma/a_0 = 8.6$). This should in particular enhance the resolution of lubrication forces [30]. Other parameter choices taken from Refs [30, 39] include $\epsilon_{cc} = \epsilon_{cs} = 2.5k_B T$ for the colloids, an SRD particle

density of $\gamma = 5$ particles per a_0^2 and a rotation angle of $\alpha = \frac{1}{2}\pi$. The time-steps for the MD and SRD step are set by different physics [30], and we chose $\Delta t = 0.025t_0$ and $\delta t_s = 0.1t_0$ for SRD, where $t_0 = a_0\sqrt{\frac{m}{k_B T}}$ is the unit of time in our simulations.

C. Brownian Dynamics simulation method

The particle motion for the colloids can also be solved using BD. The positions are updated via the equation of motion:

$$r(t + \Delta t_{BD}) = r(t) + \frac{\Delta t_{BD}}{m\xi} F(t) + \delta r^G, \quad (10)$$

where $F(t)$ is the force acting on the colloids, which arises from the colloid-colloid interaction, as well as the colloid-wall interactions, and each component δr^G is chosen from a Gaussian distribution with zero mean and variance $\langle(\delta r^G)^2\rangle = 2D_0\Delta t$ [46], where D_0 is the single particle diffusion coefficient. With BD, the particles execute a random walk with a physical time-scale

$$t_D = \frac{\sigma^2}{2D_0} \quad (11)$$

called the diffusion time that measures how long it takes the particle to diffuse over its diameter. The BD time-step was chosen to be $\Delta t_{BD} = 2 \times 10^{-5}t_D$, slightly smaller than the value used, for example, in a careful study by Lodge and Heyes [45]. We use this conservative measure of the time-step because there are indications that scaling of the hopping time of colloidal particles simulated with BD is sensitive to the time-step [22]; we checked that our time-step is small enough. In contrast to the SRD method, which also exhibits diffusive motion, the BD method does not include HI.

III. SINGLE FILE DIFFUSION

We first investigate the SFD behaviour of colloidal discs in pipes narrow enough that they cannot pass each other. At times less than the collision time t_c we expect the particles to behave in a diffusive manner, and for times $t \gg t_c$ we expect SFD sub-diffusion. Lin *et al.* [14] showed that the following ansatz:

$$\frac{1}{\langle x^2 \rangle} = \frac{1}{2D_0 t} + \frac{1}{2F t^{1/2}} \quad (12)$$

provides a good approximation to the crossover from Fickian to SFD sub-diffusion. Solving for the mean-square displacement gives:

$$\langle x^2 \rangle = \frac{2D_0 t}{1 + (D_0/F)t^{1/2}} = \frac{2D_0 t}{1 + (t/t_x)^{1/2}}, \quad (13)$$

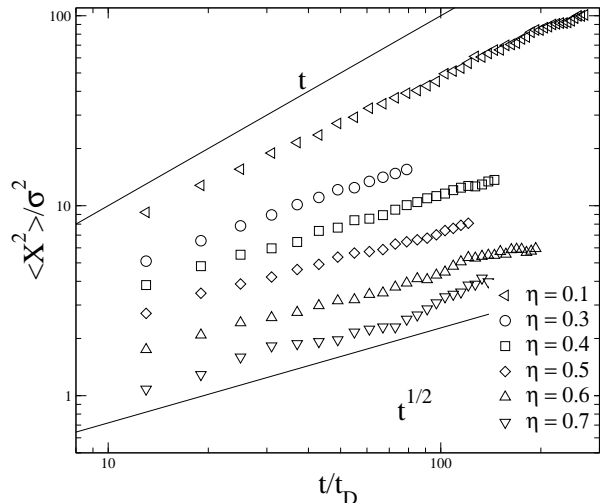


FIG. 1: Log-log plot of the mean square displacement of colloids calculated with BD for a pipe of width $L = 1.4\sigma$. Results are shown for simulations with increasing line packing fractions $\eta = 0.1, 0.3, 0.4, 0.5, 0.6, 0.7$. The straight lines have slope 1 and 1/2 respectively and serve as a guide to the eye. At long times the colloids show clear signatures of SFD sub-diffusive scaling.

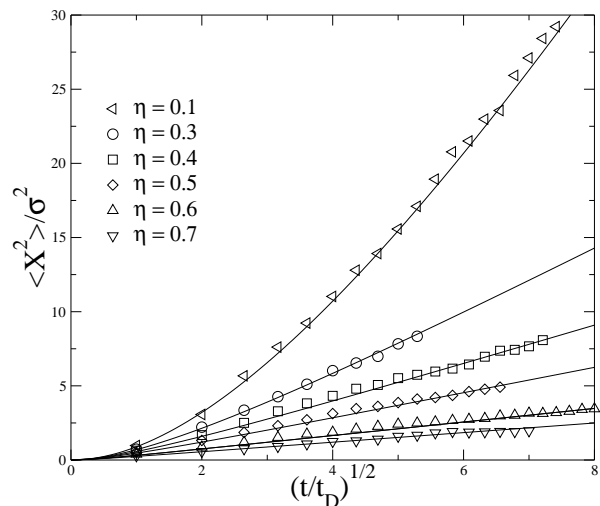


FIG. 2: Linear plot of the mean square displacement of colloids as a function of $\sqrt{t/t_D}$, calculated with BD for a pipe of width $L = 1.4\sigma$. Results are shown for simulations with increasing line packing fractions $\eta = 0.1, 0.3, 0.4, 0.5, 0.6, 0.7$. The solid lines are a fit from Eq. (13). Since D_0 is fixed by the BD simulation parameters the only fit parameter is the SFD mobility F .

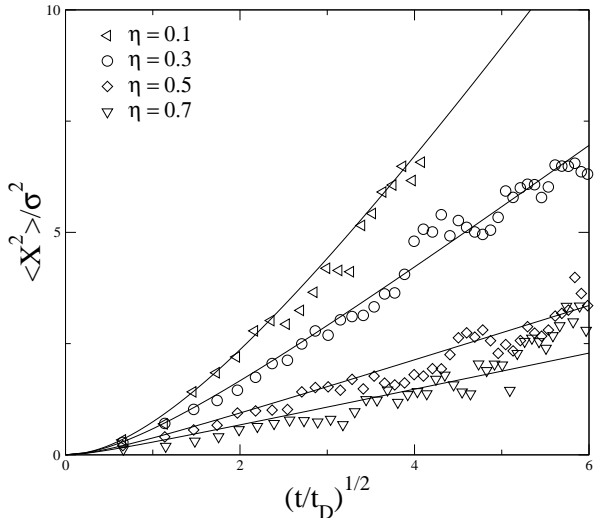


FIG. 3: Linear plot of the mean square displacement of colloids as a function of $\sqrt{t/t_D}$, calculated with SRD for a pipe of width $L = 1.4\sigma$. In contrast to the BD simulations, these include HI. The solid lines are the fit to Eq. (13).

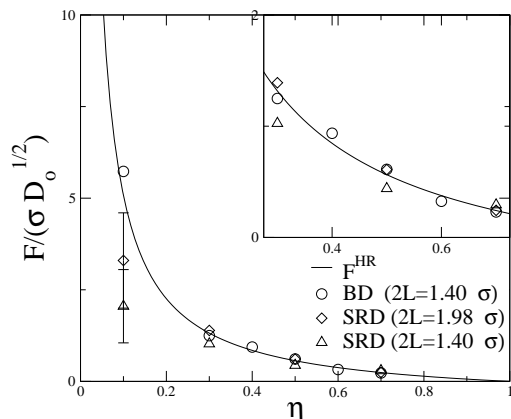


FIG. 4: Comparison of the SFD particle mobility F , extracted from BD and SRD simulations, to the F^{HR} for a hard-rod fluid from Eq. (2). Inset: data at higher packing fractions. The results suggest that, within simulation errors, the inclusion of HI interactions does not strongly affect the 1D mobility F .

where we have defined the crossover time

$$t_x = (F/D_0)^2, \quad (14)$$

a measure of the time needed for the system to transition from Fickian diffusion to the asymptotic SFD regime. For particles that behave like hard rods with a mobility given

by Eq. (2), this crossover time scales as:

$$t_x = t_D \frac{2}{\pi} \left(\frac{1-\eta}{\eta} \right)^2, \quad (15)$$

and is connected to the collision time by $t_x = 2t_c/\pi$. That the two times are essentially the same is not surprising, given that the $\langle x^2 \rangle \sim \sqrt{t}$ behaviour is generated by the collisions with neighbours and the long-ranged correlations these induce. The higher the one-dimensional packing fraction η , the lower t_x , and so the more rapidly the system should transition to asymptotic SFD subdiffusion. For very small packing fractions the crossover time scales with $t_x/t_D \sim 1/\eta^2$, and so very long simulations are necessary to observe asymptotic SFD scaling. For example, for $\eta = 0.5$, $t_x \approx 0.63t_D$, for $\eta = 0.1$, $t_x \approx 51.5t_D$ and for $\eta = 0.01$, $t_x \approx 6240t_D$.

Simulations were carried out with BD for $N = 200$ colloidal particles diffusing between parallel plates a distance $L = 1.40\sigma$ apart. The one-dimensional packing fraction was varied in the range $\eta = \frac{N\sigma}{L_p} = 0.1 - 0.7$ and, after equilibration, simulations were run for total times ranging between $100t_D$ up to $300t_D$ to gather data on the mean-square displacement.

In Fig. 1, we plot the mean square displacement of particles undergoing single file diffusion at various packing fractions. With the exception of the data for $\eta = 0.1$, the crossover time $t_x \ll 10t_D$ so that SFD $\langle x^2 \rangle \sim \sqrt{t}$ scaling is expected for the entire range of data plotted. The measurements are consistent with this scaling. The same data is plotted on a linear plot in Fig. 2, where it is compared to the ansatz of Eq. (13). Since D_0 is given by the simulation parameters, there is only one fit parameter, namely the SFD mobility F . The plots demonstrate the \sqrt{t} scaling for the mean square displacement v.s. time.

Simulations were also carried out with SRD. The explicit inclusion of a background fluid induces HI between the particles, and between the particles and the walls. The combination of strong confinement and HI has an important qualitative effect on the velocity autocorrelation functions [39, 47] and on the Fickian diffusion coefficient [48, 49] of individual particles, especially in two dimensions [39, 51], where HI are particularly important. But once the system is confined so strongly that particles can no longer pass, the long-ranged HI interactions can be strongly screened [50]. That raises the question: what is the effect of including HI on the SFD mobility F ? The SRD method allows us to address these issues.

We performed simulation runs for $N = 200$ colloidal particles in a SRD fluid between parallel plates a distance $L = 1.40\sigma$ and $L = 1.98\sigma$ apart. The longitudinal packing fractions were the same as for the BD simulations. After equilibration, simulation data was gathered for runs of approximately $10 - 30t_D$ in length. Because the SRD method includes many solvent particles ($\mathcal{O}(10^5)$ here), it is computationally more expensive than the BD simulations, and so the runs are shorter than those performed for BD. The mean-square displacements for the

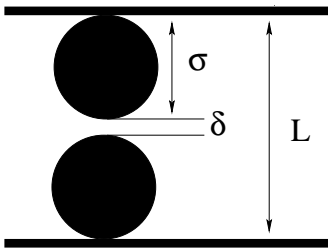


FIG. 5: Schematic depiction of the clearance δ available to particles attempting to switch places with one another. Particles can hop to pass their neighbours if $\delta > 0$.

$L = 1.4\sigma$ case are shown in in Fig. 3, and $\langle x^2 \rangle \sim \sqrt{t}$ behaviour is still observed. In this case a fit of the data to Eq. (13) was used to extract both D_0 and F . The values of D_0 are consistent with those of ref. [39].

The values of the fits to F for both BD and SRD are shown in Fig. 4 as a function of the packing fraction η . These are compared to the hard rod F^{HR} of Eq. (2). At all but the lowest packing fractions, good agreement is found, suggesting that the inclusion of HI does not significantly affect the value of F/D_0 . Moreover, in contrast to what is found in two dimensions where HI interactions have an important impact on the value of D_0 [39, 51], here the measured value of the normalised SFD mobility $F/(\sqrt{D_0}\sigma)$ does not seem to depend significantly on the confinement, since differences between what is measured at $L = 1.4\sigma$ and at $L = 1.98\sigma$ appear to be small, even though D_0 changes considerably [39]. Note that F itself does scale with $\sqrt{D_0}$, so the changes in D_0 due to confinement translate into changes in F , but there are no further effects of the HI. Finally, we should point out that some further changes in F are expected when L moves away from the pure hard rod limit $L = \sigma$, but these are expected to be small [52].

It is only for the lowest packing fraction $\eta = 0.1$ that we observe significant differences with F^{HR} for the SRD simulations. Interestingly, this deviation is very similar to that found by Lin *et al.* [14] in their experiments. Unfortunately, at this lower packing fraction very long simulations are needed to reach the asymptotic SFD regime, and so we don't believe that enough data has been gathered here to reliably extract F . The error bars shown in the graph are from a standard non-linear fitting procedure, but it is very likely that the real error is higher. A similar conclusion about the errors was made by Lin *et al.* [14] for their data, which also extended out to $t \approx t_x$ for the lowest packing fraction. To resolve this question, the simulations and the experiments should be performed for at least an order of magnitude longer time than they have been.

IV. CROSSOVER FROM SFD TO FICKIAN DIFFUSION

Having worked out some properties of SFD when particles cannot pass each other, we now focus on the dynamics that emerge when the single file constraint is lifted. Fig. 5 illustrates how the parameter $\delta_c = \delta/\sigma = L/\sigma - 2$ describes the maximal distance between the particles when they can pass each other. In our case we don't quite have hard sphere particles, but the $1/r^{48}$ repulsion is hard enough that the differences are expected to be very small. So we will still use the parameter δ_c to denote how easy it is for particles to pass.

A. Scaling of the mean-square displacement

As shown in the introduction, it is very useful to consider the hopping time t_{hop} that it takes a particle to switch order with one of its neighbours. From Eq. (4) it follows that the effective Fickian diffusion coefficient is expected to scale as $D_{hop} \sim Ft_{hop}^{-\frac{1}{2}}$.

To test this concept we performed a number of simulations at different values of δ_c . As an illustrative example, we show the mean-square displacement of $N = 200$ Brownian particles at $\eta = 0.5$ and $\delta_c = 0.093$ in Fig. 6. In this case the hopping time $t_{hop} \approx 86t_D \gg t_x \approx 0.12t_D$, so that the crossover from the initial Fickian diffusion with a diffusion coefficient of D_0 to SFD at $t \approx t_x$ is at much shorter times than an eventual longer time crossover back to diffusive motion due to the hopping. We simulate for up to $t = 1040t_D$ so that there are on average about 11.4 hopping processes per particle. At times on the order of t_{hop} we observe a crossover from $\langle x^2 \rangle \sim \sqrt{t}$ to the asymptotic linear Fickian diffusive scaling $\langle x^2 \rangle \sim 2D_{hop}t$ with an effective diffusion coefficient $D_{hop} \approx 0.095D_0$. Although in this case a hopping event occurs only about once in every thousand collisions, the net effect is to generate a linear diffusion that at longer times leads to a significantly larger mean square displacement than if the particles couldn't pass.

Fig. 7 shows a similar set of simulations at $\eta = 0.5$, but now with the SRD methods that includes HI. Although the runs are shorter (SRD is computationally more expensive), they nevertheless show the same trends as the BD simulations, with a crossover to Fickian diffusive motion at $t \gtrsim t_{hop}$ with an effective diffusion coefficient $D_{hop} \approx 0.087D_0$. This scaling behaviour is especially clear in the log plot on the top right. For this set of parameters, the SRD and the BD give similar results for t_{hop} and D_{hop} within the expected errors of the simulations.

B. Poissonian statistics of hopping events

The order of the particles was tracked and the number of times that a particle switched places with its neighbour

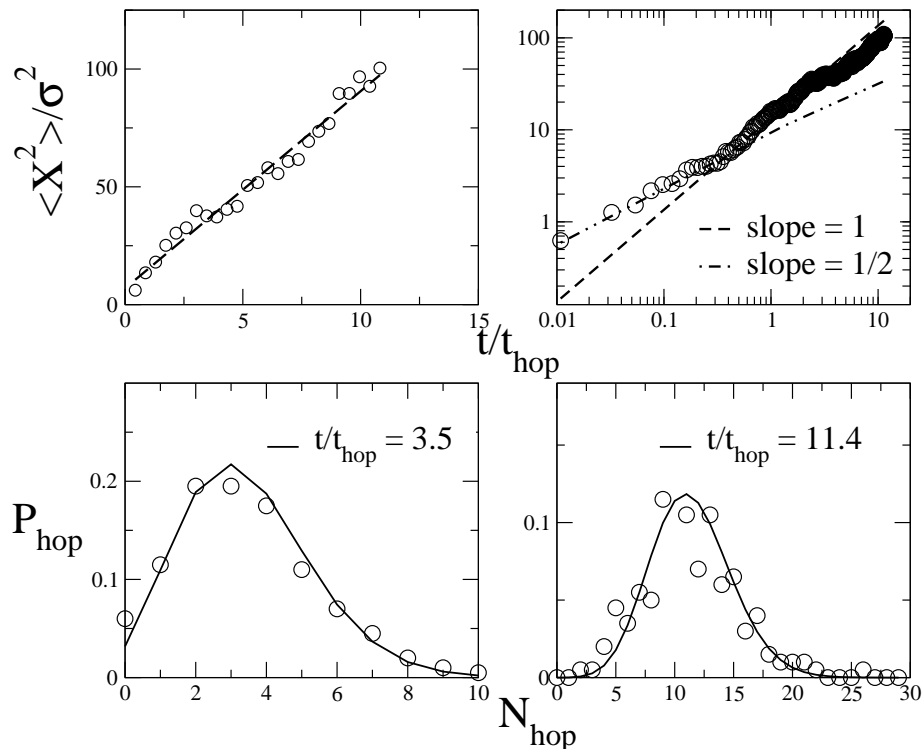


FIG. 6: Crossover from SFD to Fickian diffusion. The top two plots show the mean square displacement of the particles calculated with a BD simulation at $\eta = 0.5$ for $\delta_c = 0.093$. The mean hopping time was measured to be $t_{hop} \approx 86t_D$. On timescales of the order of the hopping time, we observe a crossover to Fickian diffusion $\langle x^2 \rangle \sim t$ with an effective diffusion coefficient $D_{hop} \approx 0.095D_0$. This crossover is especially clear in the log plot on the top right. The bottom two plots show the probability P_{hop} that a particle has performed N hops in the time intervals intervals, $t \approx 3.45t_{hop}$ and $t \approx 11.43t_{hop}$ respectively.

was recorded. This was done on an interval large enough to avoid double counting short switches during the hopping process. If the hopping events are independent, then the probability that a particle makes N hops is proportional to the time interval over which a measurement is made and should follow Poissonian statistics. The probability that such an event will occur n times in a given time interval can be expressed as

$$P(n; \lambda) = \frac{\lambda^n e^{-\lambda}}{n!}. \quad (16)$$

where $\lambda = t/t_{hop}$ in our case. The bottom two plots of Figs. 6 and 7 show the distributions at two different values of λ . The solid lines denote the distributions calculated from the Poisson distribution (16), and the circles denote those obtained from the simulation. Within the simulation error, these show good agreement for both the BD and the SRD simulations, suggesting that the hopping events are indeed independent and not correlated with each other.

C. Scaling of t_{hop} and D_{hop} with plate separation

Further simulations were performed for 1000 Brownian particles diffusing in pipes of various sizes. In Fig. 8 we plot the hopping times t_{hop} and effective diffusion coefficients D_{hop} for BD simulations at $\eta = 0.7$. The top panel shows how hopping time varies with the distance δ_c and is consistent with $t_{hop} \propto \delta_c^{-2}$. This exponent agrees with direct calculations of the diffusion equation [23], and a simpler transition state theory [20, 24], but not with the effective one-dimensional Fick-Jacobs equation [20, 24, 25]. Nevertheless, we don't consider our simulations to be on a large enough range of δ_c to conclusively determine the scaling behaviour. Such simulations become increasingly difficult for smaller δ_c because the hopping events become more rare. However, recent Monte Carlo simulations by Mon [22] for just two discs are consistent with transition state theory over a sufficiently larger range of δ_c to confirm the scaling law for that special geometry. His results suggest that if full simulations of many discs were performed over a wider range of δ_c they would confirm the scaling law we observe over a limited range of δ_c .

In the bottom panel in Fig. 8, we plot the effective

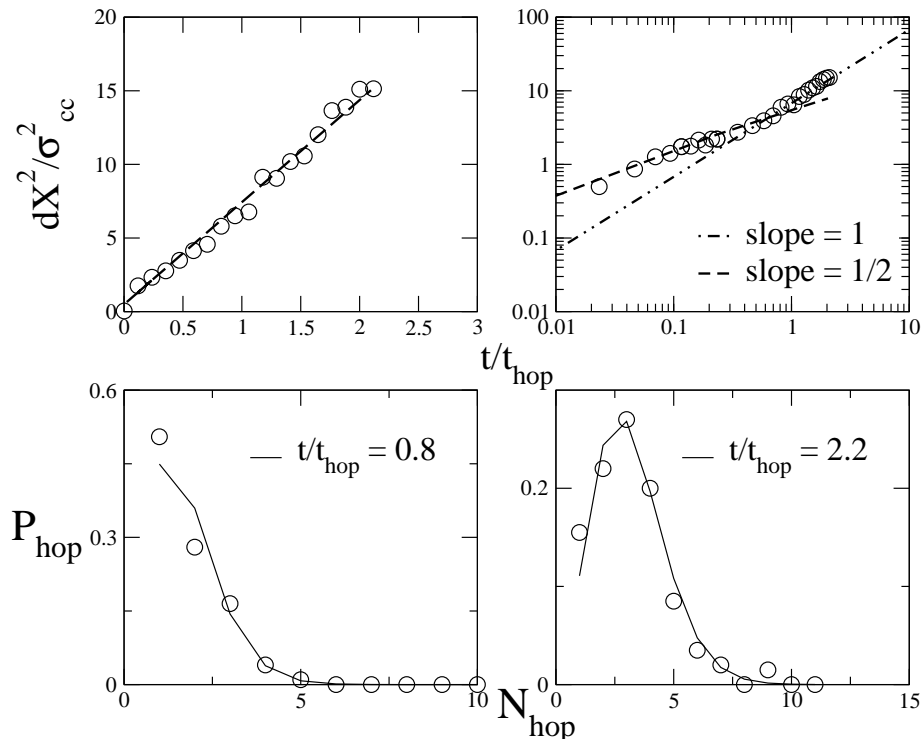


FIG. 7: Crossover from SFD to Fickian diffusion for simulations that include hydrodynamic interactions. The top two plots show the mean square displacement of the particles calculated with an SRD simulation at $\eta = 0.5$ for $\delta_c = 0.093$. The mean hopping time was measured to be $t_{hop} \approx 79t_D$. The bottom two plots show the probability P_{hop} that a particle has performed N hops in the time intervals, $t \approx 0.8t_{hop}$ ($6.3t_D$) and $t \approx 2.2t_{hop}$ ($17t_D$) respectively. The straight line shows the predicted Poissonian distribution (16) and the circles are the results from the simulation.

diffusion coefficient D_{hop} versus t_{hop} . The solid line has the slope $-1/2$ which is consistent with the scaling of Eq. (4), as postulated by Mon and Percus [19]. Again, the range of δ_c 's is not large enough to firmly fix the scaling behaviour, but it is at least consistent with $D \propto t^{-1/2}$ scaling, and inconsistent with an earlier prediction of t^{-1} scaling [17]. As the pipes become wider and t_{hop} becomes smaller, we expect D_{hop} to eventually increase to D_0 , the self-diffusion coefficient. Thus at larger δ_c this simple scaling law should no longer hold.

Simulations were also performed using the SRD method to test the effect, if any, of hydrodynamics on the hopping process. We simulated a total of 1000 freely diffusing colloids in $2d$ pipes with widths characterized by $\delta_c \approx 0.035 - 0.093$. The longitudinal colloid density was $\eta = 0.5$ in all cases. A separate set of BD simulations was also performed so that the effect of HI could be clearly contrasted and compared.

The top panel of Fig. 9 shows that the BD exhibits the same δ_c^{-2} scaling that was found in Fig. 8 for a higher packing fraction. For the larger values of δ_c shown, the BD and SRD simulations give almost the same value of t_{hop}/t_D . However, for smaller δ_c , the SRD simulations find a significantly higher value of t_{hop} , which suggests

that the HI suppress hopping events. We attribute this to the following processes. When two particles come close together, or close to a wall, the solvent must be displaced for the particle to move past. At very short distances, this gives rise to so-called lubrication forces [53]. These are repulsive for two particles approaching each other, and attractive when two particles are close together and then move away from each other (because now solvent has to flow into the space between them). SRD simulations reproduce the lubrication forces, even on distances considerably less than a_0 [30]. We thus attribute the increase of t_{hop} with respect to the Brownian simulations to lubrication forces, since they make it harder for two particles that diffuse towards each other to pass when δ_c is very small.

The bottom panel of Fig. 9 shows the effective diffusion coefficient plotted against the hopping time for the four largest separations. Within simulation errors, we recover the $D_{hop} \sim t_{hop}^{-1/2}$ scaling that was also observed for the BD simulations. Although the scaling law will break down for larger values of δ_c , Figs. 8 and 9 suggest that D_{hop} will reach a value close to D_0 well before $\delta_c = 1$. The exact value of δ_c where D_{hop} fully converges to that of a bulk system will of course depend on packing

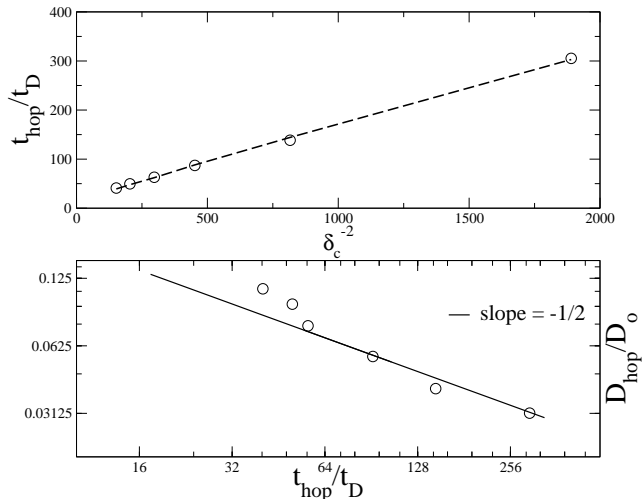


FIG. 8: BD simulations of the hopping time t_{hop} and the effective diffusion coefficient D_{hop} for packing fraction $\eta = 0.7$ and separations $\delta_c = 0.023, 0.035, 0.047, 0.058, 0.070$, and 0.081 . Top: Average hopping time plotted versus $1/\delta_c^2$. The straight line is a fit to the data. Bottom: Effective diffusion coefficient D_{hop} v.s. t_{hop} . The straight line has a slope $-1/2$ and serves as a guide to the eye.

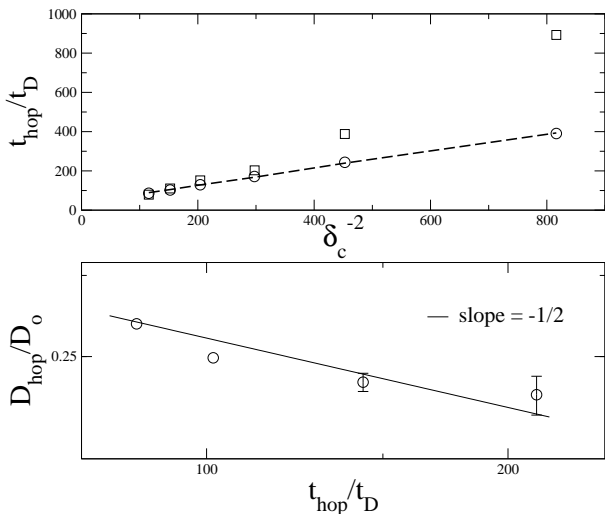


FIG. 9: Top graph: SRD and BD simulations of the hopping time t_{hop} for packing fraction $\eta = 0.5$ and separations $\delta_c = 0.035, 0.047, 0.058, 0.070, 0.081$, and 0.093 . For larger δ_c both simulation methods give the same value of t_{hop} , but at smaller separations the simulations with HI have larger t_{hop} 's. Bottom: Effective diffusion coefficient D_{hop} v.s. t_{hop} from the SRD simulations. The straight line has a slope $-1/2$ and serves as a guide to the eye; The data is consistent with $D_{hop} \sim t_{hop}^{-1/2}$.

fractions and other details of the system.

V. CONCLUSION

We have carried out computer simulations to investigate single file diffusion and the crossover to Fickian diffusion when the particle passing constraint is lifted. By comparing BD and SRD simulations, we can study the effect of HI on these processes. Whereas HI have an important effect on the single particle diffusion coefficient under confinement, especially in 2d [39], given D_0 , we were unable to measure any further effects on the SFD mobility F for particles that cannot pass each other. The value we measure for F at different packing fractions η is consistent with the exactly solvable hard rod model [1, 2]. Experiments on colloidal suspensions [12, 13, 14], also find $\langle x^2 \rangle \approx 2Ft^{1/2}$ scaling and in one case [14] quantitative agreement with F from the hard-rod model, so simulations and experiment both suggest that HI have at best a very small effect on the SFD mobility.

When the no-passing constraint is lifted, we can measure the average hopping time t_{hop} that it takes a particle to switch order with a neighbour. While at shorter times $t_x \lesssim t \ll t_{hop}$ the particles still exhibit SFD, on time scales $t \gtrsim t_{hop}$, Fickian diffusion emerges with $\langle x^2 \rangle \approx 2D_{hop}t$. The effective hopping diffusion coefficient scales as $D_{hop} \sim t_{hop}^{-1/2}$ for small δ_c .

We find that for the Brownian simulations $t_{hop} \sim \delta_c^{-2}$ for small δ_c , as predicted by TST, but when HI are included, a stronger dependence becomes evident at small δ_c . We attribute this increase of t_{hop} to the influence of hydrodynamic lubrication forces that make it harder for the particles to pass one another.

The hopping time t_{hop} and diffusion coefficient D_{hop} depend strongly on δ_c . This means that measuring how t_{hop} or D_{hop} depend on δ_c may be difficult for experiments, because very small relative errors in the channel width can lead to large effects. But this sensitivity to changes in δ_c could also be used as an advantage, since it could be exploited, for example, by microfluidic applications [54] as a very sensitive way to measure of the size of particles in artificial channels.

Acknowledgments

J.S. thanks Schlumberger Cambridge Research and IMPACT FARADAY for an EPSRC CASE studentship which supported this work. A.A.L. thanks the Royal Society (London), J.T.P. thanks the Netherlands Organisation for Scientific Research (NWO) for financial support. We thank L. Bocquet for helpful conversations.

-
- [1] T.E. Harris, *J. Appl. Probab.* **2** 323 (1965).
- [2] D. G. Levitt, *J. Stat. Phys.* **8** 3050 (1973).
- [3] P. S. Burada, P. Hanggi, F. Marchesoni, G. Schmid, and P. Talkner, *Chem. Phys. Chem.* **10**, 45 (2009).
- [4] R. Mackinnon, (Nobel Lecture) *Angew. Chem. Int. Edn* **43**, 4265 (2004).
- [5] P. Agre (Nobel Lecture) *Angew. Chem. Int. Edn* **43**, 4278 (2004).
- [6] R. Allen. S. Melchionna and J.P. Hansen, *Phys. Rev. Lett.* **89**, 175502 (2002); O. Beckstein, M.S.P. Sansom *Proc. Natl. Acad. Sci.* **100**, 7063 (2003); J. Dzubiella, R. J. Allen, and J.-P. Hansen, *J. Chem. Phys.* **120**, 5002 (2004); J. C. Rasaiah, S. Garde and G. Hummer, *Annu. Rev. Phys. Chem.* **59**, 713 (2008).
- [7] G. Hummer, J. C. Rasaiah and J. P. Noworyta, *Nature* **414**, 188 (2001); M. Whitby and N. Quirke, *Nature Nanotech.* **2**, 87 (2007).
- [8] H. Fang, R. Wan, X. Gong, H. Lu and S. Li *J. Phys. D: Appl. Phys.* **41**, 103002 (2008).
- [9] J. Karger, D. M. Ruthven, *Diffusion in Zeolites and Other Microporous Solids* Wiley-Interscience, New York (1994).
- [10] K. Hahn, J. Karger, and V. Kukla, *Phys. Rev. Lett.* **76**, 2762 (1996).
- [11] B. Smit, *Chem. Rev.* **108**, 4125 (2008).
- [12] Q. Wei, C. Bechinger, P. Leiderer: *Science* **287** 625 (2000).
- [13] B. Lin, B. Cui, J.-H. Lee and J. Yu, *Europhys. Lett.* **57**, 724 (2002).
- [14] B. Lin, M. Meron, B. Cui, S. A. Rice: *Phys. Rev. Lett.* **94**, 216001 (2005).
- [15] C. Lutz, M. Kollman, and C. Bechinger, *Phys. Rev. Lett.* **93**, 26001 (2004); C. Lutz, M. Kollmann, P. Leiderer, C. Bechinger, *J. Phys. : Cond. Matt.* **16**, 4075 (2004).
- [16] R. Kutner, H. van Beijeren and K. W. Kehr; *Phys. Rev. B* **30**, 4382 (1984).
- [17] K. Hahn and J. Kärger, *J. Phys. Chem. B* **102**, 5766 (1998).
- [18] H.L. Tepper, J.P. Hoogenboom, N.F.A. van der Vegt and W.J. Briels, *J. Chem. Phys.* **10**, 11511 (1999).
- [19] K.K Mon, J.K. Percus, *J. Chem. Phys.* **117**, 2289 (2002).
- [20] R.K. Bowles, K.K Mon and J.K. Percus, *J. Chem. Phys.* **121**, 10668 (2004).
- [21] K.K. Mon, *J. Chem. Phys.* **129** 124711 (2008)
- [22] K.K. Mon, *J. Chem. Phys.* **128**, 197102 (2008).
- [23] K.K Mon and J.K. Percus, *J. Chem. Phys.* **125**, 244704 (2006).
- [24] P. Kalinay, *J. Chem. Phys.* **126**, 194708 (2007).
- [25] P. Kalinay and J.K Percus, *J. Chem. Phys.* **129**, 154117 (2008).
- [26] W. B. Russel, D. A. Saville and W. R. Showalter, *Colloidal Dispersions*, Cambridge University Press, Cambridge (1989).
- [27] J. K. G. Dhont, *An Introduction to the Dynamics of Colloids*, Elsevier, Amsterdam, (1996).
- [28] M. Kollmann, *Phys. Rev. Lett.* **90**, 180602 (2003).
- [29] A. Malevanets and R. Kapral, *J. Chem. Phys.*, **112**, 7260 (2000).
- [30] J. T. Padding and A. A. Louis, *Phys. Rev. E.* **74**, 031402 (2006).
- [31] A. Malevanets and R. Kapral, *J. Chem. Phys.* **110**, 8605 (1999).
- [32] H. Noguchi and G. Gompper, *Phys. Rev. Lett.* **93**, 258102; (2004) *ibid* **98**, 128103 (2007)
- [33] M. Hecht, J. Harting, T. Ihle, and H.J. Herrmann, *Phys. Rev. E* **72**, 011408 (2005).
- [34] J. T. Padding and A. A. Louis, *Phys. Rev. Lett.* **93**, 220601 (2004); J.T. Padding and A.A. Louis, *Phys. Rev. E.* **77**, 011402 (2008).
- [35] A. Wysocki *et al.*, *Soft Matt.* **5**, 1340 (2009).
- [36] M. Ripoll *et al.*, *Phys. Rev. Lett.* **101**, 168302 (2008) .
- [37] R. Matthews, J.M. Yeomans and A. A. Louis *Phys. Rev. Lett.* **102**, 088101 (2009).
- [38] R. Kapral, *Adv. Chem. Phys.* **140**, 89 (2008).
- [39] J. Sané, J.T. Padding and A.A. Louis, arXiv:0812.3618, to appear in *Phys. Rev. E*.
- [40] J. Sané, J.T. Padding and A.A. Louis, arXiv:0903.3493
- [41] T. Ihle and D. M. Kroll, *Phys. Rev. E* **67**, 066705 (2003); *ibid.* 066706 (2003).
- [42] N. Kikuchi, C. M. Pooley, J. F. Ryder, and J. M. Yeomans, *J. Chem. Phys.* **119**, 6388 (2003).
- [43] C.M. Pooley and J.M. Yeomans, *J. Phys. Chem. B* **109**, 6505 (2005).
- [44] J. T. Padding, A. Wysocki, H. Löwen, and A. A. Louis, *J. Phys.:Condens. Matter* **17**, S3393 (2005).
- [45] J. F. M. Lodge, D. M. Heyes *J. Chem. Soc., Faraday Trans.* **93**, 437-448 (1997).
- [46] M. P. Allen and D. J. Tildesley, *Computer simulation of liquids* (Clarendon Press, Oxford, 1987).
- [47] M.H.J. Hagen, I. Pagonabarraga, C.P. Lowe, D. Frenkel: *Phys. Rev. Lett* **78**, 3785 (1997).
- [48] P.M. Bungay and H. Brenner, *Int. J. Multiph. Flow* **1**, 25 (1973).
- [49] L.Bocquet, J-L. Barrat: *J. Phys. Condens. Matter* **8**, 9297 (1996).
- [50] B. Cui, H. Diamant, B. Lin: *Phys. Rev. Lett.* **89**, 188302 (2002).
- [51] P.G. Saffman and M. Delbruck, *Proc. Nat. Acad. Sci.* **72**, 3111 (1975); P.G. Saffmann, *J. Fluid Mech.* **73**, 593 (1976).
- [52] K.K Mon, J.K. Percus *J. Chem. Phys* **127**, 094702 (2007).
- [53] J. Happel and H. Brenner, *Low Reynolds Number Hydrodynamics* (Springer, 1973).
- [54] T.S. Squires and S.R. Quake, *Rev. Mod. Phys.* **77**, 977 (2005).