

Possible Relic Lobes in Giant Radio Sources

S. Godambe,^{1,3} C. Konar,² D. J. Saikia,³ and P. J. Wiita^{4,5}

¹*The University of Utah, Salt Lake City, USA*

²*IUCAA, Pune University Campus, Pune 411007, India*

³*National Centre for Radio Astrophysics, TIFR, Pune 411007, India*

⁴*Georgia State University, Atlanta, USA*

⁵*Institute for Advanced Study, Princeton, USA*

Abstract. We present low-frequency observations with the GMRT of three giant radio sources (J0139+3957, J0200+4049 and J0807+7400) with relaxed diffuse lobes which show no hotspots and no evidence of jets. The largest of these three, J0200+4049, exhibits a depression in the centre of the western lobe, while J0139+3957 and J0807+7400 have been suggested earlier by Klein et al. and Lara et al. respectively to be relic radio sources. We estimate the spectral ages of the lobes. All three sources have compact radio cores. Although the radio cores suggest that the sources are currently active, we suggest that the lobes in these sources could be due to an earlier cycle of activity.

1. Introduction

Giant radio sources (GRSs), defined to be over ~ 1 Mpc in size ($H_0=71 \text{ km s}^{-1} \text{ Mpc}^{-1}$, $\Omega_m=0.27$, $\Omega_{vac}=0.73$), could provide valuable insights towards understanding the late stages of evolution of radio sources. In the course of our study of GRSs (Ishwara-Chandra & Saikia 1999; Konar et al. 2004, 2008; Jamrozy et al. 2008), a number of these objects appeared to have diffuse lobes of emission without any prominent peaks of emission towards the outer edges of the lobes. Unlike Fanaroff-Riley Class I sources, these do not have any jets and the radio emission could be from relic lobes. We have chosen three of these sources, namely J0139+3957 (4C39.04), J0200+4049 (4C40.08) and J0807+7400, for a detailed investigation. Further details are in Godambe et al. (2009).

2. Notes on the sources

J0139+3957: The large-scale structure shows the relaxed lobes (Figure 1; Klein et al. 1995). This source is at a redshift of 0.2107 and has an overall size of 1259 kpc. Konar et al. (2004) reported GMRT and VLA observations at 1287 and 4841 MHz respectively. The integrated spectrum of the source after subtracting the core flux density yields an injection spectral index, $\alpha_{inj} \sim 1.00$ for the Jaffe-Perola model using the SYNAGE package (Murgia et al. 1999). Here, the spectral index, α is defined as $S \propto \nu^{-\alpha}$. The fits to the western and eastern lobes adopting an injection spectral index of 1.0, gave spectral ages $\sim 12_{-1}^{+10}$ and $5.3_{-2.2}^{+29}$ Myr respectively using the classical estimates of magnetic field (Konar et al. 2008).

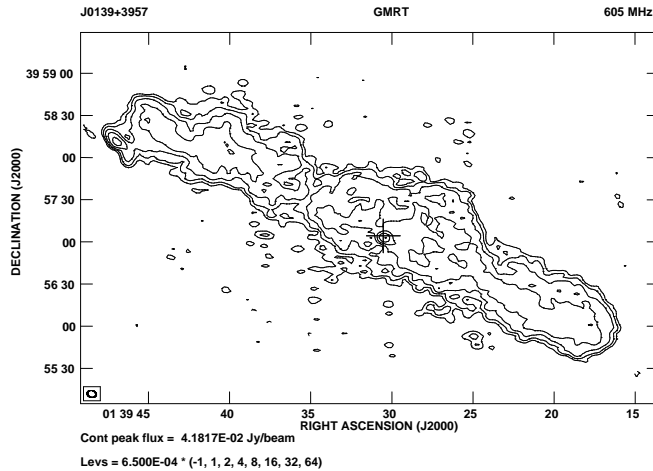


Figure 1. GMRT image of J0139+3957 at 605 MHz with an angular resolution of ~ 6 arcsec. The + sign indicates the position of the parent optical galaxy.

J0200+4049: This radio galaxy is located at a redshift of 0.0827 and its largest linear size is 1414 kpc. Our GMRT image at 333 MHz (Figure 2) shows the diffuse lobes of emission with evidence of a depression in the centre of the western lobe. This clearly suggests that the lobes are no longer being fed with energy from the nucleus. It is also seen at 239 MHz where the data is of poorer quality, and at 605 MHz which require more short-spacing data to produce a better image. The flux density of the source appears to have been under-estimated in the 74-MHz VLSS image and at 178 MHz in the 4C survey, possibly due to the large extent of the diffuse low-brightness lobes of emission. The values at these frequencies lie significantly below the fit to the integrated spectrum. The injection spectral index has been estimated to be 0.73 without including measurements which have missed a large fraction of the flux density (Figure 3). The spectral ages estimated for the western and eastern lobes are $\sim 143_{-5}^{+25}$ and 151_{-5}^{+25} Myr respectively, which is the largest amongst the three sources discussed here.

J0807+7400: This source is a giant low-power radio galaxy, the weakest of our three GRSs. It is at a redshift of 0.1204 and its largest linear size is 1190 kpc. Observations at 1.4 GHz by Lara et al. (2001) show a compact core component and a weak and extended halo-like emission elongated in the east-west direction with no evidence of either jets or hotspots. At 4.9 GHz, only the core component was visible. Lara et al. (2001) suggested that this object could be a relic FR II radio galaxy where hotspot regions are no longer present. Our GMRT images at low frequencies show the diffuse lobes and bridge of emission (Figure 4). The spectral ages of the lobes, estimated for an injection spectral index of 0.73 are $\sim 46_{-28}^{+57}$ and 64_{-27}^{+24} Myr for the western and eastern lobes respectively.

The core has a flat spectral index at high frequencies but appears to have a steep radio spectrum with a spectral index of ~ 0.6 at lower frequencies, possibly due to unresolved jet/lobe structure from more recent activity.

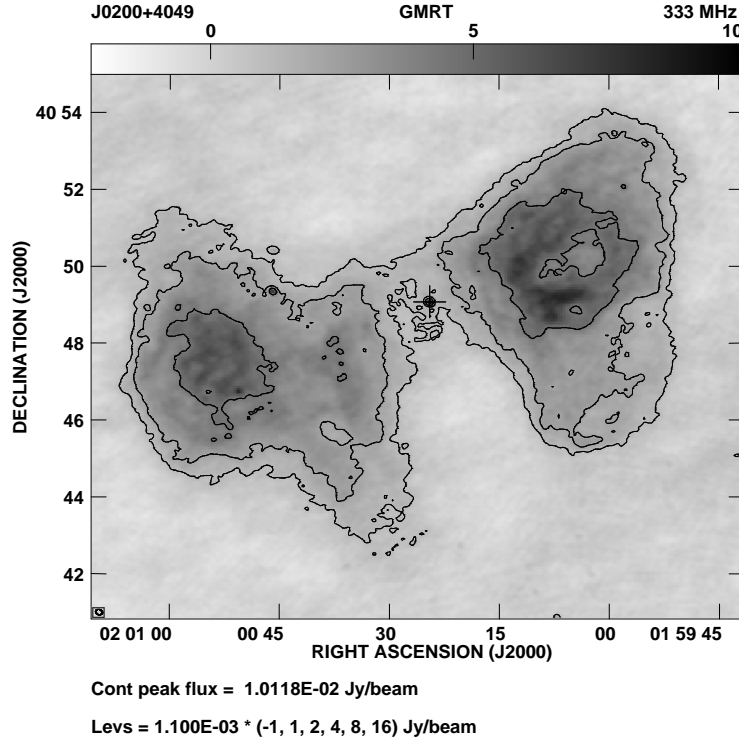


Figure 2. GMRT image of J0200+4049 at 333 MHz with an angular resolution of ~ 9 arcsec.

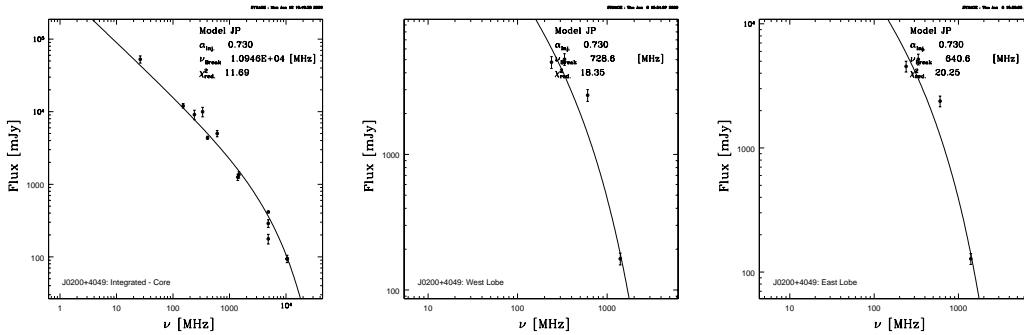


Figure 3. The fits to the spectra of the entire source after subtracting the contribution of the core (left panel), western (middle panel) and eastern (right panel) lobes of J0200+4049 using the SYNAGE package (Murgia et al. 1999).

