

# Deviation from the Cosmological Constant or Systematic Errors?

Shi Qi,<sup>1,2,3,\*</sup> Tan Lu,<sup>1,2,†</sup> and Fa-Yin Wang<sup>4,‡</sup>

<sup>1</sup> Purple Mountain Observatory, Chinese Academy of Sciences, Nanjing 210008, China

<sup>2</sup> Joint Center for Particle, Nuclear Physics and Cosmology,

Nanjing University – Purple Mountain Observatory, Nanjing 210093, China

<sup>3</sup> Kavli Institute for Theoretical Physics China, CAS, Beijing 100190, China

<sup>4</sup> Department of Astronomy, Nanjing University, Nanjing 210093, China

(Dated: August 28, 2018)

Motivated by the fact that both SNe Ia and GRBs seem to prefer a dark energy EOS greater than  $-1$  at redshifts  $z \gtrsim 0.5$ , we perform a careful investigation on this situation. We find that the deviation of dark energy from the cosmological constant at redshifts  $z \gtrsim 0.5$  is large enough that we should pay close attention to it with future observational data. Such a deviation may arise from some biasing systematic errors in the handling of SNe Ia and/or GRBs or more interestingly from the nature of the dark energy itself.

PACS numbers: 95.36.+x, 98.80.Es

It has been ten years since the discovery of the cosmic acceleration [1, 2], which is attributed to the mysterious component — dark energy. In addition to the cosmological constant, a lot of dark energy models have been proposed to explain the cosmic acceleration (see for example [3]). Though the standard  $\Lambda$ CDM model fits the observational data well, there are also a variety of other dark energy models could not be ruled out due to the precision of current data. It is therefore still a crucial issue that whether the dark energy is simply the cosmological constant or not.

Among all kinds of observational sources, type Ia supernova (SN Ia), which has been widely used as standard candles, is one of the most important classes of data that could impose significant constraints on the nature of dark energy. One of the important reasons for this is that SNe Ia provide data points along the redshifts and could therefore recover the nature of dark energy at different redshifts. However, due to the limitation of the redshifts of SNe Ia, it is difficult to study the nature of dark energy beyond redshift of 1.7 with SNe Ia. While gamma-ray bursts (GRBs), as the most luminous astrophysical events observed today, extend the redshift to  $z > 6$ . After calibrated, they could be used as complementary sources to SNe Ia at high redshifts in cosmology studies (see e.g. [4]), which has recently attracted much attention. At present, GRBs are still not as ideal standard candles as SNe Ia. The scatters of known luminosity relations of GRBs are still very large and they have circularity problem due to the lack of low redshift samples. In spite of this, works by many authors have put it forward in their cosmic applications. For example, recent advances include that new luminosity relations are introduced [5, 6] and that model-independent calibrations are proposed [7, 8, 9, 10, 11]. Among works using combined data of SNe Ia and GRBs, it is notable in [8] that the improvements on the constraints made by including GRBs show that the dark energy equation of state (EOS) is

slightly shifted towards  $w > -1$  at redshifts  $z \gtrsim 0.5$  [27]. Since the results there are still totally consistent with the cosmological constant at  $2\sigma$  confidence level and the inclusion of GRBs is much preliminary (Only systematic errors of luminosity relations are included for simplicity), we cannot draw any concrete conclusion only from that. However, it is interesting that, when we have more SN Ia samples, SNe Ia themselves also show the same trend, as was shown by Figure 17 in [12]. (To be fair, There are also other analyses with earlier SN Ia sets as well as with the Union set [12] show the sign of the possible increase in the dark energy EOS, see for example [13, 14, 15]. The advantages of the results in [8] and Figure 17 in [12] are that the redshift binned parameterization is used, which assumes less about the nature of the dark energy compared to simple parameterizations especially at high redshifts. See, for example, in [16], where the redshift binned parameterization are adopted with earlier SN Ia sets, the constraints on the dark energy EOS at redshifts  $z \gtrsim 0.5$  are still too weak. See also Figure 11 in [17] for an illustration of priors imposed on the dark energy by a simple parameterization itself.) Because GRBs and SNe Ia are independent sources, the fact that they both seem to prefer a dark energy EOS greater than  $-1$  at redshifts  $z \gtrsim 0.5$  may be worth our more attention. Motivated by this, we perform a careful investigation on this situation in this paper.

In [8], five luminosity relations are used for GRBs, i.e.

$$\log \frac{L}{1 \text{ erg s}^{-1}} = a_1 + b_1 \log \left[ \frac{\tau_{\text{lag}}(1+z)^{-1}}{0.1 \text{ s}} \right], \quad (1)$$

$$\log \frac{L}{1 \text{ erg s}^{-1}} = a_2 + b_2 \log \left[ \frac{V(1+z)}{0.02} \right], \quad (2)$$

$$\log \frac{L}{1 \text{ erg s}^{-1}} = a_3 + b_3 \log \left[ \frac{E_{\text{peak}}(1+z)}{300 \text{ keV}} \right], \quad (3)$$

$$\log \frac{E_\gamma}{1 \text{ erg}} = a_4 + b_4 \log \left[ \frac{E_{\text{peak}}(1+z)}{300 \text{ keV}} \right], \quad (4)$$

$$\log \frac{L}{1 \text{ erg s}^{-1}} = a_5 + b_5 \log \left[ \frac{\tau_{\text{RT}}(1+z)^{-1}}{0.1 \text{ s}} \right]. \quad (5)$$

To avoid circularity problem, calibration parameters and cosmological parameters are fitted simultaneously, and in the calculation of  $\chi^2$ , only the systematic errors of the luminosity relations are taken into account for simplicity in the preliminary study of the evolution of the dark energy EOS including GRBs (see [8] for details). In this paper, we include also the measurement errors of GRBs for a careful investigation, i.e.,  $\sigma_{\text{tot}}^2 = \sigma_{\text{mea}}^2 + \sigma_{\text{sys}}^2$ , where the systematic errors,  $\sigma_{\text{sys}}$ s, are derived by requiring the reduced  $\chi^2$  equal to 1 and the measurement errors,  $\sigma_{\text{mea}}$ s, are given by  $\sigma_{\text{mea}}^2 = \sigma_y^2 + b^2 \sigma_x^2$  for the fitting to

$$y = a + bx, \quad (6)$$

where  $x$  and  $y$  denote the logarithm of the luminosity indicators and the logarithm of luminosity or energy of GRBs (see Eq. (1-5)). For asymmetric measurement errors, the errors of the side near the line being fitted to are used [11].

In addition to GRBs, we have used Union compilation of SNe Ia from [12], BAO measurement from [18] and  $\Omega_m h = 0.213 \pm 0.023$  from [19]. We assumed the prior  $\Omega_k = -0.014 \pm 0.017$  [20] for the cosmic curvature. We adopted the redshift binned parameterization for the dark energy EOS, as proposed in [21], to estimate possible evolution of the dark energy. In this parameterization, the redshifts are divided into several bins and the dark energy EOS is taken to be constant in each redshift bin but can vary from bin to bin. And a set of decorrelated EOS parameters are introduced subsequently by an appropriate transformation. The evolution of the dark energy with respect to the redshift could be estimated from these decorrelated EOS parameters. In this paper, we divided redshifts at points  $z = 0.2, 0.5, 1$  and Markov chain Monte Carlo techniques are used with  $\mathcal{O}(10^6)$  samples generated for each result. Since current observational data have only very weak constraints on the nature of dark energy at redshifts  $z > 1$ , we focus our analyses on the first three redshift bins.

Figure 1 shows the results derived from data set including GRBs. As stated above, calibration parameters of GRBs and cosmological parameters are fitted simultaneously, and measurement errors and systematic errors are both taken into account. We can see that the deviation from the cosmological constant at redshifts  $z \gtrsim 0.5$  turns out to be greater than the results in [8], such that the EOS of  $-1$  lies almost at the edge of the  $2\sigma$  confidence interval. Though still consistent with the cosmological constant at  $2\sigma$  confidence level, such a deviation should be large enough to attract our attention. Of course, if this deviation is just an illustration of statistical errors due to the limitation of current observational data, it would be meaningless and should disappear with the increase of the observational data. While a comparison of

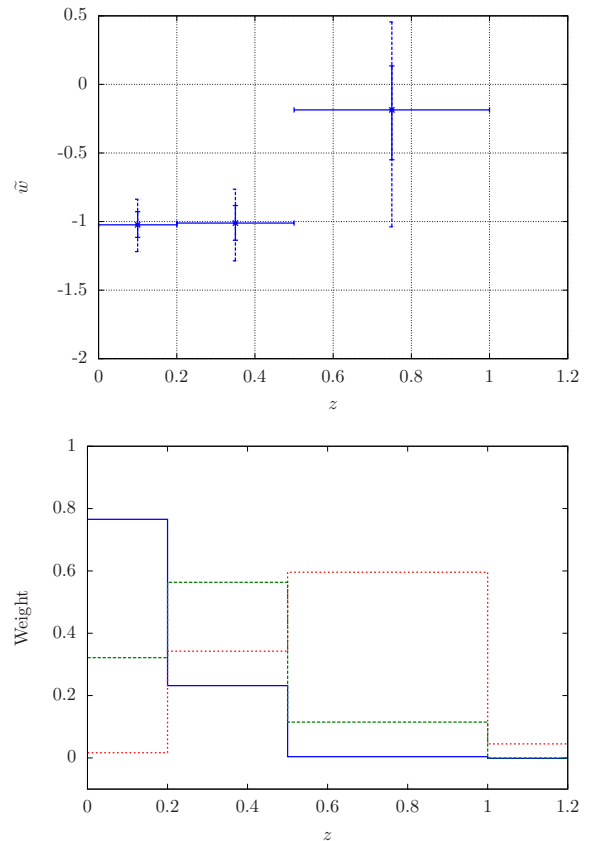


FIG. 1: Estimates of the uncorrelated dark energy EOS parameters  $\tilde{w}_i$ . Top: uncorrelated dark energy parameters versus redshift, in which the vertical errorbars correspond to  $1\sigma$  and  $2\sigma$  confidence levels of  $\tilde{w}_i$  and the horizontal errorbars span the corresponding redshift bins from which the contributions to  $\tilde{w}_i$  come most. Bottom: Window functions for  $\tilde{w}_i$ .

the top plot of Figure 1 with Figure 2, for which GRBs are not included in constraining, shows that SNe Ia alone shift the dark energy EOS at redshifts  $z \gtrsim 0.5$  upwards from the cosmological constant and GRBs shift it a little more in the same direction. This means that both SNe Ia and GRBs prefer a dark energy EOS greater than  $-1$  at redshifts  $z \gtrsim 0.5$ . One can argue that the independence of SNe Ia and GRBs reduces the possibility of the deviation arising from statistical errors. Such a deviation from the cosmological constant, if confirmed, may be caused by the nature of the dark energy itself or some biasing systematic errors in the observational data that should be excluded. For the latter, we would need reconsider the process of calibrating SNe Ia and/or GRBs. It is notable that the recent CfA3 addition of SN Ia samples has brought SN Ia cosmology to the point where systematic uncertainties dominate [22, 23]. While the former is more exciting for possibly ruling out the cosmological constant as the dark energy. A close attention should be paid to this deviation with future observational data.

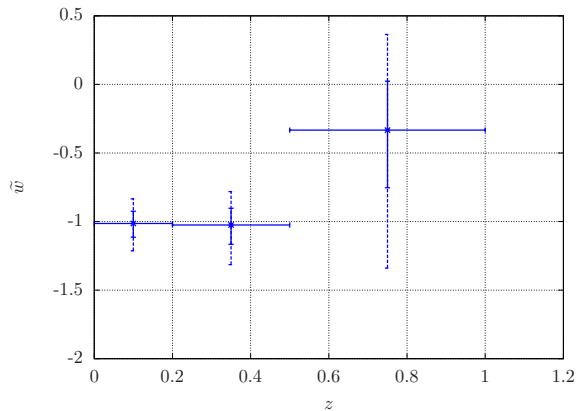


FIG. 2: Estimates of the uncorrelated dark energy EOS parameters. Same as the top plot of Figure 1 except that GRBs are not included in constraining.

To be more careful, we crosschecked our results by including GRBs in other different ways. For the results in Figure 1, GRB data are not processed prior to being used to constrain the dark energy, i.e. the calibration of GRBs and constraining cosmological parameters are carried out simultaneously. In light of model-independent calibrations of GRBs in literatures [9, 10, 11], we performed the same analyses including instead the preprocessed GRB data from [11] and [24]. In [11], GRB data are summarized by a set of model-independent distance measurements. These distance measurements can be used directly to replace GRBs in constraining cosmological parameters. In [24], GRBs of redshift  $z \leq 1.4$  are utilized to calibrate the luminosity relations based on a local regression estimate of distance moduli using the Union SN Ia sample [12], so the GRBs of redshifts  $z > 1.4$ , whose distance moduli are derived from the calibrated luminosity relations, can be used in the same way as SNe Ia. We present in Figure 3 the results of including GRBs in the above two ways. The bottom plot of Figure 3, for which the calibrated GRBs of redshifts  $z > 1.4$  from [24] are used, is consistent with the results in Figure 1, except that the constraints are slightly tighter such that the cosmological constant has been ruled out at  $2\sigma$  confidence level at redshifts  $z \gtrsim 0.5$ , which can be easily understood — some of the SNe Ia are used in both calibrating GRBs and constraining cosmological parameters. However, the top plot of Figure 3, for which GRBs are included by using the distance measurements from [11], is somewhat different from the results in Figure 1. Comparing with the results without including GRBs (see Figure 2), we can see that including these distance measurements does not change the result much. In fact, it was shown in [11] that these distance measurements shift best-fit parameter values towards the cosmological constant. Since the derivation of the distance measurements from GRBs involves quite a few intermediate steps and are carried out

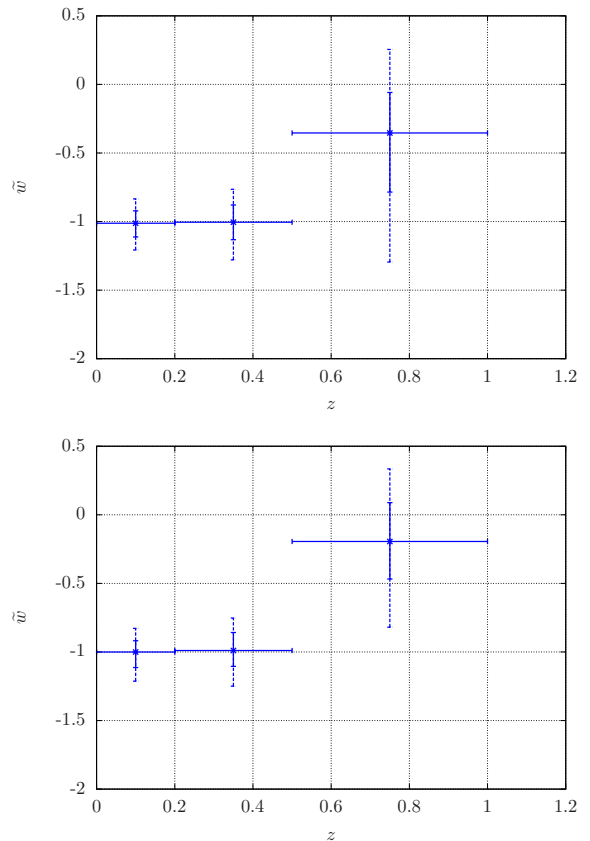


FIG. 3: Estimates of the uncorrelated dark energy EOS parameters. Same as the top plot of Figure 1 except that GRBs are included in model-independent ways. Top: GRBs are included by using the distance measurements from [11]. Bottom: GRBs are included by using calibrated GRBs of redshifts  $z > 1.4$  from [24].

through the Markov chain Monte Carlo method, it is obscure what has caused the difference.

At the end, we would like to mention that in the above analyses we did not use the recent Constitution set of SNe Ia [23] and the BAO measurements presented in [25]. First, this is for the consistency of the data. Because, in [24], GRBs are calibrated with the Union set of SNe Ia [12]. Second, there seem to be some tension in these data sets. The results derived using them are quite different from the above. For the BAO measurements presented in [25], see the argument in [12]. For SNe Ia, we noted that Union set prefers a Hubble parameter around 70 km/s/Mpc. While Constitution set are derived by adding CfA3 SNe Ia to Union set using a Hubble parameter of 65 km/s/Mpc. We wonder whether this will cause any problems of consistency or not. Anyway, we present in Figure 4 the results using Constitution set of SNe Ia [23] and the BAO measurements from [25], leaving the clarification of the differences between the data sets for the future. In spite of this, we can see from Figure 4 that our conclusion on the dark energy EOS at

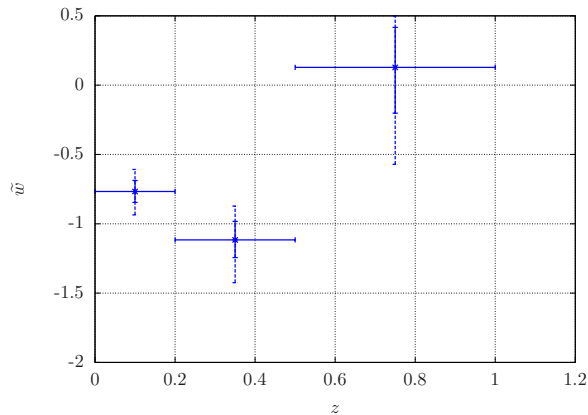


FIG. 4: Estimates of the uncorrelated dark energy EOS parameters. Same as the top plot of Figure 1 except that Constitution set of SNe Ia from [23] and the BAO measurements from [25] are used instead.

redshifts  $z \gtrsim 0.5$  are unaffected. See [26] for a discussion on the behaviour of the dark energy at low redshifts derived from Constitution set of SNe Ia [23] and the BAO measurements presented in [25].

In summary, motivated by the fact that both SNe Ia and GRBs seem to prefer a dark energy EOS greater than  $-1$  at redshifts  $z \gtrsim 0.5$ , we perform a careful investigation on this situation, including more careful treatments of measurement errors of GRBs than previous studies on the evolution of the dark energy and crosscheck by using GRBs in different ways. We find that the deviation of dark energy from the cosmological constant at redshifts  $z \gtrsim 0.5$  is large enough that we should pay close attention to it with future observational data. Such a deviation may arise from some biasing systematic errors in the handling of SNe Ia and/or GRBs or more interestingly from the nature of the dark energy itself.

This research was supported in part by the Project of Knowledge Innovation Program (PKIP) of Chinese Academy of Sciences, Grant No. KJ CX2.YW.W10 and the National Natural Science Foundation of China, Grant No. 10473023. Fa-Yin Wang was supported by the Jiangsu Project Innovation for PhD Candidates (CX07B-039z).

---

\* Electronic address: qishi11@gmail.com

† Electronic address: t.lu@pmo.ac.cn

‡ Electronic address: fayinwang@nju.edu.cn

- [1] A. G. Riess et al. (Supernova Search Team), *Astron. J.* **116**, 1009 (1998), astro-ph/9805201.
- [2] S. Perlmutter et al. (Supernova Cosmology Project), *Astrophys. J.* **517**, 565 (1999), astro-ph/9812133.
- [3] E. J. Copeland, M. Sami, and S. Tsujikawa, *Int. J. Mod. Phys. D* **15**, 1753 (2006), hep-th/0603057.
- [4] B. E. Schaefer, *Astrophys. J.* **660**, 16 (2007), astro-ph/0612285.
- [5] M. G. Dainotti, V. F. Cardone, and S. Capozziello, *MNRAS* **391**, L79 (2008), 0809.1389.
- [6] R. Tsutsui et al. (2008), 0810.1870.
- [7] H. Li et al., *Astrophys. J.* **680**, 92 (2008), 0711.1792.
- [8] S. Qi, F.-Y. Wang, and T. Lu, *Astron. Astrophys.* **483**, 49 (2008), arXiv:0803.4304 [astro-ph].
- [9] Y. Kodama et al., *MNRAS* pp. L1–L4 (2008), 0802.3428.
- [10] N. Liang, W. K. Xiao, Y. Liu, and S. N. Zhang, *Astrophys. J.* **685**, 354 (2008), 0802.4262.
- [11] Y. Wang, *Phys. Rev. D* **78**, 123532 (2008), 0809.0657.
- [12] M. Kowalski et al., *Astrophys. J.* **686**, 749 (2008), 0804.4142.
- [13] U. Alam, V. Sahni, T. D. Saini, and A. A. Starobinsky, *Mon. Not. Roy. Astron. Soc.* **354**, 275 (2004), astro-ph/0311364.
- [14] U. Alam, V. Sahni, and A. A. Starobinsky, *JCAP* **0702**, 011 (2007), astro-ph/0612381.
- [15] V. Sahni, A. Shafieloo, and A. A. Starobinsky, *Phys. Rev. D* **78**, 103502 (2008), 0807.3548.
- [16] S. Sullivan, A. Cooray, and D. E. Holz, *JCAP* **0709**, 004 (2007), arXiv:0706.3730 [astro-ph].
- [17] A. G. Riess et al., *Astrophys. J.* **659**, 98 (2007), astro-ph/0611572.
- [18] D. J. Eisenstein et al. (SDSS), *Astrophys. J.* **633**, 560 (2005), astro-ph/0501171.
- [19] M. Tegmark et al. (SDSS), *Astrophys. J.* **606**, 702 (2004), astro-ph/0310725.
- [20] D. N. Spergel et al. (WMAP), *Astrophys. J. Suppl.* **170**, 377 (2007), astro-ph/0603449.
- [21] D. Huterer and A. Cooray, *Phys. Rev. D* **71**, 023506 (2005), astro-ph/0404062.
- [22] M. Hicken et al. (2009), 0901.4787.
- [23] M. Hicken et al. (2009), 0901.4804.
- [24] V. F. Cardone, S. Capozziello, and M. G. Dainotti (2009), 0901.3194.
- [25] W. J. Percival et al., *Mon. Not. Roy. Astron. Soc.* **381**, 1053 (2007), arXiv:0705.3323 [astro-ph].
- [26] A. Shafieloo, V. Sahni, and A. A. Starobinsky (2009), 0903.5141.
- [27] In the published version of [8], there are typos in the luminosity relations Eq. (16) and Eq. (17) and the typos are passed on to Eq. (21). However, the correct equations have been used in the calculations, so the results are unaffected. The typos have been corrected in third version on arXiv.