

Ground State Properties of Simple Elements from GW Calculations

Andrey Kutepov*, Sergey Y. Savrasov*, Gabriel Kotliar†

*Department of Physics, University of California, Davis, CA 95616 and

†Department of Physics, Rutgers University, Piscataway, NJ 08856

A novel self-consistent implementation of Hedin's GW perturbation theory is introduced. This finite-temperature method uses Hartree-Fock wave functions to represent Green's function. GW equations are solved with full potential linear augmented plane wave (FLAPW) method at each iteration of a self-consistent cycle. With our approach we are able to calculate total energy as a function of the lattice parameter. Ground state properties calculated for Na, Al, and Si compare well with experimental data.

PACS numbers: 71.10.Ca, 71.15.Nc, 71.20.-b

Density-functional theory (DFT)[1] in its local density approximation (LDA) or generalized gradient approximation (GGA) is a widely used method to calculate ground state properties of solids. But this theory is not always good in situations where electronic correlations are essential. The problem is then arising that existing variants of DFT cannot be improved systematically (or at least it is very difficult to accomplish that). It is therefore very desirable to have a method capable to deal with ground state properties and at the same time allowing their systematical improvement. This flexibility is obviously present in methods based on diagrammatic expansion and one of them, Hedin's GW approach, is becoming computationally accessible during last years. However, while the GW method has become standard for studying excitation spectra, the possibility of using it for calculating total energies and other ground state properties is not well established. This question has been addressed only in a few works. Holm and von Barth [2] have performed self-consistent GW calculations for the homogeneous electron gas (HEG) and concluded that in spite of a bad electronic structure obtained in their self-consistent (SC) calculations the total energy was quite close to the result of a quantum Monte Carlo [3] study. Garcia-Gonzales and Godby [4] also have obtained good total energies of HEG (including spin-polarized case) in their SC GW calculations. Stan, Dahlen and van Leeuwen [5] have applied SC GW to calculate total energies of atoms and molecules. They conclude that GW calculations should be done self-consistently in order to obtain physically meaningful and unambiguous energy differences. Miyake, Aryasetiawan, Kino, and Terakura [6] have studied ground state properties of sodium and aluminum using Galitskii-Migdal formula [7] with a model spectral function. Their equilibrium volumes and bulk modulus appeared to be slightly overestimated as compared to the experiment, but some improvement over LDA results was reported. Miyake *et al.* [8] have applied the total energy formula due to Luttinger and Ward [9] to the calculation of equilibrium lattice constants in Na and Si. Their one-shot type results appeared to be very close to the experimental data. However, to our knowledge

fully self-consistent GW calculations of the total energy and the ground state properties for real solids have not yet been carried out.

To address this question we have implemented a variant of GW method which allows us to calculate total energies. The key ingredients of our implementation are the following. First, we use full potential linear augmented plane waves method (FLAPW)[10] to find the solutions of the Hartree-Fock (HF) equations which serve as a basis for the expansion of one-electron Green's function. Second, we have found it vital to use Mazubara's time τ -mesh to calculate correlated part of the self-energy. It appears that it is very difficult to obtain comparable accuracy in total energy using self-energies calculated in frequency domain. Third, our calculations are self-consistent.

In our implementation there are two formulas for the total energy. They differ in how to find its exchange-correlation part. The first implementation uses the Galitskii-Migdal formula, i.e. convolution of the Green function $\mathcal{G}_{\lambda\lambda'}^{\alpha}(\mathbf{k}; \tau)$ and the self-energy $\Sigma_{\lambda\lambda'}^{\alpha}(\mathbf{k}; -\tau)$

$$E_{xc} = \frac{1}{2} \sum_{\alpha\mathbf{k}} \sum_{\lambda\lambda'} \int \Sigma_{\lambda\lambda'}^{\alpha}(\mathbf{k}; -\tau) \mathcal{G}_{\lambda\lambda'}^{\alpha}(\mathbf{k}; \tau) d\tau, \quad (1)$$

where α is a spin index; \mathbf{k} denotes points in the Brillouin zone, λ, λ' are band indexes. Second formula follows from the equation of motion for the one-particle Green function:

$$E_{xc} = -\frac{1}{2}E_{kin} + \frac{1}{2} \sum_{\alpha\mathbf{k}} \sum_{\lambda\lambda'} \mathcal{G}_{\lambda\lambda'}^{\alpha}(\mathbf{k}; \beta) V_{\lambda'\lambda}^{H,\alpha}(\mathbf{k}) + \frac{1}{2}\mu Q + \frac{1}{2} \sum_{\alpha\mathbf{k}} \sum_{\lambda} \left. \frac{\partial \mathcal{G}_{\lambda\lambda}^{\alpha}(\mathbf{k}; \tau)}{\partial \tau} \right|_{\tau=\beta}, \quad (2)$$

where E_{kin} is a kinetic energy of the electrons; $V_{\lambda'\lambda}^{H,\alpha}(\mathbf{k})$ denote matrix elements of the Hartree potential; μ is a chemical potential; $\beta = 1/T$, and Q is the number of electrons.

We check the convergence of the total energy with respect to the number of points on τ -mesh by comparing

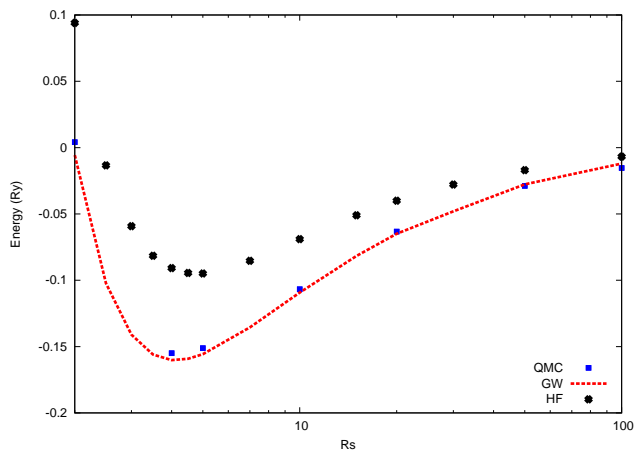


FIG. 1: Total energy of HEG with respect to r_s obtained in HF and GW approximations. Comparison is made with QMC results.[3]

TABLE I: Parameters of calculations

	Na	Al	Si
k-mesh	$8 \times 8 \times 8$	$8 \times 8 \times 8$	$5 \times 5 \times 5$
N_{bands}	23	15	40
N_τ	80	48	40
N_{LAPW}	23	38	73
N_{PB}	135	190	513
Semicore	2s2p	2s2p	-

the result from Eq. (2) with the result from Eq. (1). We find that the formula (1) gives much more stable results than Eq.(2).

As a test of our newly developed code we have applied it to calculate the total energy for the homogeneous electron gas. As we have already mentioned, this was already done previously ([2], [4]), but in those calculations zero temperature formalism was utilized. In Fig. 1 the result from our finite temperature (300K) approach is shown in comparison with the accurate Quantum Monte Carlo data obtained by Ceperly and Alder.[3] We have also calculated total energy of HEG using the HF approach. As it is seen, SCF GW total energies are in very good agreement with QMC simulations and show great improvement compared with the HF results.

All our calculations for real solids have been performed for temperature $T=2000K$. For our LDA and GGA studies we used the exchange-correlation functionals from Refs. [11], [12] respectively. We have listed most important calculational parameters for all studied systems in Table I.

They include the k-point sampling in the Brillouin

zone, the size of LAPW basis, N_{LAPW} , the size of product basis, N_{PB} , the number of bands used for the representation of correlated part of the Green function, and the number of points on Mazubara's time mesh. Absolute convergence of the total energy in our calculation is a bit worse than the one typical for LDA calculation (1mRy/atom), but it should also be noted that the convergence of DOS is reached faster than the convergence of the total energy. Furthermore, there is some dependence of our predicted equilibrium volumes with respect to some specific parameters. The most critical one is the number of k-points. The influence of other parameters mostly results in a rigid shift of the total energy with no much change in the position of a minimum.

As an example, Fig. 2 presents our calculated total energy versus lattice parameter for Na while Table II contains the calculated ground state properties for all studied elements: Na, Al, and Si. Here we compare the results of the LDA, GGA, HF, and GW approximations. All these calculations are self-consistent. As it is seen there is the same tendency for all materials with respect to the predicted lattice parameters: the LDA gives too small values, while the HF approach predicts them to be too big (especially for metals). The GGA result is better, though for Al this approach leads to a bit expanded volume. We should stress that the GW result is very accurate (especially for aluminum and silicon). For sodium, both the GW and the GGA results are quite similar. We should also note that for a semiconductor (Si) the HF approach is quite competitive in accuracy with the GW but it gives a little expanded volume which is not good if one thinks of additional expansion connected to the lattice vibrations.

Bulk moduli do not show such a consistent improve-

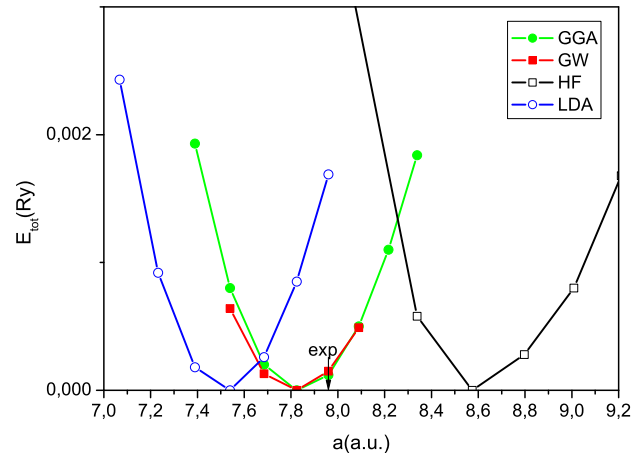


FIG. 2: Total energy of Na as a function of lattice parameter. Arrow indicates the experimental lattice parameter.[13]

TABLE II: Equilibrium lattice parameter a_0 (a.u.) and bulk modulus B_0 (GPa) of Al, Na, and Si compared to experimental data [14, 15]

	Na		Al		Si	
	a_0	B_0	a_0	B_0	a_0	B_0
<i>LDA</i>	7.53	87	7.585	82.5	10.01	91.2
<i>GGA</i>	7.83	71.5	7.72	73.3	10.14	93.5
<i>HF</i>	8.62	50	7.82	82.5	10.34	97.0
<i>GW</i>	7.82	63.0	7.64	86.5	10.17	100.7
<i>Exp</i>	7.96	68.1	7.65	72.16	10.26	99

ment when calculated within the GW approach. Only for silicon we have found a remarkable agreement with experiment. We think that the reason is that our results are not well convergent with respect to the \mathbf{k} -points sampling used but it is too expensive computationally to study its full convergence.

As a byproduct of our study we have investigated the influence of the self-consistency on the excitation spectra. Despite it was already noticed long ago [16] that the GW approximation can be quite useful for calculating one-electron spectra, there is still some ambiguity with respect to the effect of self consistency. Usually, GW calculations are exceedingly demanding and only one-shot variant is used to calculate band widths or band gaps. Calculated on top of LDA or GGA such one-shot quasiparticle band structures appeared to

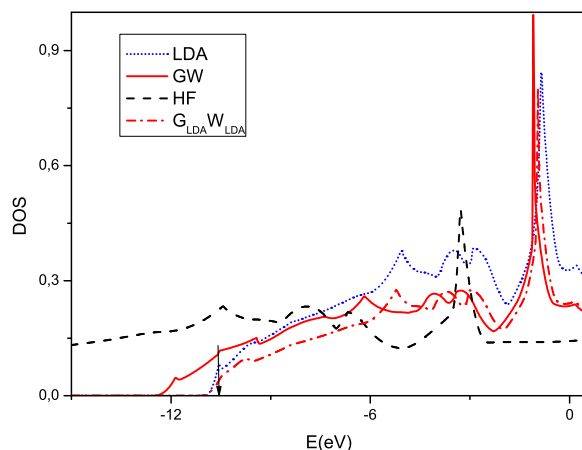


FIG. 3: DOS of Al calculated in GGA, HF and GW approximations. Chemical potential is placed at zero energy. The arrow shows the experimental position of the valence band bottom.

be in much better agreement with experimental data when compared to the LDA ones [2, 17, 18, 19, 20]. Later it was shown that self consistency within GW gives too large band gaps for semiconductors and insulators [17, 19, 21]. Shishkin, Marsman and Kresse [21] have argued recently that the inclusion of vertex corrections is required to obtain accurate band gaps in the framework of SC GW. However this question of self-consistency still remains as a few other works aimed at self-consistent GW calculations used some simplifications. Schöne and Eguluz [17] utilized pseudopotential approach. Ku and Eguluz [22] have applied all-electron method but with 'diagonal' approximation to Green's function. The calculations by Zein, Savrasov, and Kotliar [23] were performed with atomic sphere approximation (ASA). Bruneval, Vast, and Reining [19] have combined the self-consistent screened exchange plus Coulomb hole (COHSEX) with one-shot GW. Shishkin and Kresse [24] have updated self-consistently only the eigenvalues in the Green's function. Kotani, van Schilfgaarde, and Faleev [20] applied a strategy of finding an effective Hamiltonian so that further perturbative contributions would be as small as possible. Their approach has some justifications though it is not true answer for the self-consistent GW.

To address the issue of an influence of the self-consistency on the calculated electronic structure we perform SC GW calculations and compare the results with the results from the one-shot GW calculations based on DFT self-consistent calculations. As example of calculated DOS for metals, we present our calculated electronic structure of Al in Fig.3. We are especially concerned with the valence band width for this material. First observation (which may be trivial one) is that HF approximation gives too big band width. Second observation is also quite known for simple metals: both LDA and GGA calculations give slightly expanded band width as compared to experimental data. As it is seen, our non SC GW band width for Al is much closer to the LDA result and to experimental data than SC GW result which is about 10% too big as compared to the experimental works by Lyo and Plummer[13] and by Livins and Schnatterly [25]. Since Aluminum is a free-electron metal, we think that the above result is consistent with the results by Holm and Barth [2], and by Shirley[26] obtained for the homogeneous electron gas, where the calculated by SC GW band width was found to be too big as compared to the non self-consistent one. Based on the work by Shirley we expect that higher order vertex corrections will bring the calculated band width in closer agreement with experiment.

In Table III we have collected the calculated fundamental gaps for silicon obtained in earlier works along with our results. Our band gap from non SC GW calculation is quite close to the results of others. However our band gap from SC GW appears to be a bit wider than it is

TABLE III: Band gap (energies in eV) for Si. The values in round brackets were obtained with SC in eigen values only. Experimental band gap is 1.17eV.

	Ref.[17]	Ref.[22]	Ref.[23]	Ref.[20]	Ref.[19]	Ref.[21]	Present work
<i>LDA</i>	0.53	0.52		0.46	0.51		0.46
<i>GGA</i>							0.54
<i>HF</i>							6.27
<i>G_{LDA}W_{LDA}</i>	1.34	0.85	0.86	0.98	1.14		0.86
<i>G_{HFW}H_F</i>							2.69
<i>G_{COHSEX}W_{COHSEX}</i>					1.56		
<i>GW_{LDA}</i>						1.28(1.20)	
<i>QP_{sc}GW</i>				1.25(1.14)	1.47	1.41	
<i>GW</i>	1.91	1.03	1.10				1.55

usually obtained. We would stress however that neither of previous calculations are approximation free and that partially SC results obtained in the works [19, 20, 21] also show a trend in increasing the band gap. In this respect it would be very interesting to know what effect will bring the vertex correction on the band gap in Si. This question we hope to answer in the nearest future.

In summary, we have presented a self-consistent realization of the GW method and its performance for the evaluation of the total energy and ground-state properties. For the materials we studied (Na, Al, and Si) the GW approach leads to consistently better description of equilibrium volume than LDA, GGA or HF approaches do. Our results for the electronic structure of the above mentioned materials are in qualitative agreement with earlier works, but in general we should conclude that some deterioration in calculated band widths and gaps is seen when we are trying to use all-electron, full-potential method in connection with "classical" self-consistent GW approach. In this respect our conclusion is the same as one by Holm and Barth [2]: self-consistent GW approach can produce good total energies but it is not so accurate for the one-electron spectra.

[1] P. Hohenberg and W. Kohn, Phys. Rev. **140**, A1133 (1965).
[2] B. Holm and U. von Barth, Phys. Rev.B **57**, 2108 (1998).
[3] D. M. Ceperley and B. J. Alder, Phys. Rev. Lett. **45**, 566 (1980).
[4] P. Garcia-Gonzales and R. W. Godby, Phys. Rev.B **63**, 075112 (2001).
[5] A. Stan, N. E. Dahlen and R. van Leeuwen, Europhys. Lett. **76**, 298 (2006).
[6] T. Miyake, F. Aryasetiawan, H. Kino and K. Terakura, Phys. Rev.B **64**, 233109 (2001).

[7] V. M. Galitskii and A. B. Migdal, Sov. Phys. JETP **139**, 96 (1958).
[8] T. Miyake, F. Aryasetiawan, T. Kotani, M. van Schilfgaarde, M. Usuda, and K. Terakura, Phys. Rev.B **66**, 245103 (2002).
[9] J. M. Luttinger and J. C. Ward, Phys. Rev. **118**, 1417 (1960).
[10] A. L. Kutepov and S. G. Kutepova, J. Phys.: Condens. Matter **15**, 2607 (2003).
[11] J. P. Perdew and Y. Wang, Phys. Rev.B **45**, 13244 (1992).
[12] J.P. Perdew, J.A. Chevary, S.H. Vosko, K.A. Jackson, M.R. Pederson, D.J. Singh, and C. Fiolhais, Phys. Rev. B **46**, 6671 (1992).
[13] I.-W. Lyo and E. W. Plummer, Phys. Rev. Lett. **60**, 1558 (1988).
[14] V.L. Moruzzi, J.F. Janak, and K. Schwarz, Phys. Rev. B **37**, 790 (1988).
[15] C. O. Rodriguez, V. A. Kuz, E. L. Peltzer y Blanca, and O. M. Cappannini, Phys. Rev.B **31**, 5327 (1985).
[16] M. S. Hybertsen and S. G. Louie, Phys. Rev.B **34**, 5390 (1986).
[17] W.-D. Schöne and A. G. Eguiluz, Phys. Rev. Lett. **81**, 1662 (1998).
[18] F. Aryasetiawan and O. Gunnarsson, Rep. Prog. Phys. **61**, 237 (1998).
[19] F. Bruneval, N. Vast, L. Reining, Phys. Rev.B **74**, 045102 (2006).
[20] T. Kotani and M. van Schilfgaarde, S. V. Faleev, Phys. Rev.B **76**, 165106 (2007).
[21] M. Shishkin, M. Marsman, and G. Kresse, Phys. Rev. Lett. **99**, 246403 (2007).
[22] W. Ku and A. G. Eguiluz, Phys. Rev. Lett. **89**, 126401 (2002).
[23] N. E. Zein, S. Y. Savrasov, and G. Kotliar, Phys. Rev. Lett. **96**, 226403 (2006).
[24] M. Shishkin and G. Kresse, Phys. Rev.B **75**, 235102 (2007).
[25] P. Livins and S. E. Schnatterly, Phys. Rev.B **37**, 6731 (1988).
[26] E. L. Shirley, Phys. Rev.B **54**, 7758 (1996).