

# Nematicity as a route to a magnetic field-induced spin density wave order; application to the high temperature cuprates

Hae-Young Kee and Daniel Podolsky

Department of Physics, University of Toronto, Toronto, Ontario M5S 1A7 Canada

(Dated: February 21, 2024)

The electronic nematic order characterized by broken rotational symmetry has been suggested to play an important role in the phase diagram of the high temperature cuprates. We study the interplay between the electronic nematic order and a spin density wave order in the presence of a magnetic field. We show that a cooperation of the nematicity and the magnetic field induces a finite coupling between the spin density wave and spin-triplet staggered  $ux$  orders. As a consequence of such a coupling, the magnon gap decreases as the magnetic field increases, and it eventually condenses beyond a critical magnetic field leading to a field-induced spin density wave order. Both commensurate and incommensurate orders are studied, and the experimental implications of our findings are discussed.

PACS numbers: 71.10.-w, 73.22.Gk

**Introduction** | Typically, conduction electrons in strongly correlated materials are either localized due to interactions between them, or conduct with a uniform and isotropic distribution. Can electrons in metals assemble themselves and exhibit novel patterns seen in liquid crystals? If so, what is the mechanism behind such a self-organizing pattern, and what are the effects of such a metal on nearby phases? The electronic nematic phase characterized by an anisotropic conduction has been proposed as one such state. It was suggested that it plays a relevant role in determining the superconducting transition temperature in the cuprates[1], which motivated several studies on the interplay between the nematic and d-wave superconducting (dSC) states.[2, 3] An evidence of its existence in the cuprates was found by neutron scattering on  $YBa_2Cu_3O_{6.45}$  (YBCO).[4] On the other hand, the interplay between the nematic and the antiferromagnet, another nearby phase of the cuprates, has not been addressed.

In this paper, we study the relationship between the nematic and spin density wave (SDW) orders. It is trivial to see that a direct coupling term between the two is not allowed in the free energy, since they break distinctly different symmetries { the nematic order breaks the rotational symmetry between  $x$  and  $y$  directions, while the AF order breaks the translational, spin-rotational, and time-reversal symmetries. Thus, a naive conclusion is that there is no strong influence between the two. We show that the situation can be dramatically different when the time reversal symmetry is broken by an external perturbation such as a magnetic field. We find that there is a direct coupling between the SDW and spin-triplet staggered  $ux$  (TSF) orders inside the nematic phase when the magnetic field is applied. The TSF phase, like the (spin-singlet) staggered  $ux$  (or sometimes called d-density wave) breaks the translational and rotational symmetries due to circulating currents with an alternating pattern. However, unlike the d-density wave state,

it does not break the time reversal symmetry, because up- and down-spin circulations have opposite directions, which leads to the name of spin-triplet staggered  $ux$ . A consequence of such a coupling is that the SDW order can be induced by the magnetic field via the nematicity. This result applies to both commensurate and incommensurate orders { a finite coupling between incommensurate spin density wave (ISDW) and incommensurate triplet staggered  $ux$  (ITSF) orders occurs in the presence of a magnetic field leading to ISDW order beyond a critical magnetic field. We will discuss the experimental implications of our result in the context of the high temperature cuprates.

Nematicity and commensurate SDW and TSF orders | The nematic order, which breaks the 90 rotational symmetry between  $x$ - and  $y$ -directions, is defined as[5, 6, 7]

$$N_0 = \frac{1}{2} \sum_k d(k) c_k^y c_k^x ; \quad (1)$$

where  $d(k) = \cos k_x - \cos k_y$  (setting the lattice constant  $a = 1$ ). Inside the nematic state, marked by (a) in the phase diagram of Fig. 1, the quasiparticle Green's function is written as

$$G^{-1}(k; i\omega_n) = i\omega_n + \epsilon_k ; \quad (2)$$

where

$$\epsilon_k = -2t(\cos k_x + \cos k_y) + 2td(k)N_0 - 4t^0 \cos k_x \cos k_y ;$$

and  $\mu$  is the chemical potential.  $t$  and  $t^0$  represent the nearest neighbor and second nearest neighbor hoppings, respectively.

As shown in Fig. 1, the commensurate antiferromagnetic (AF) phase exists below a certain doping of  $x_c$ , and its order parameter with a moment along  $\hat{x}$  is given by

$$S_Q^i = \sum_k c_k^y c_{k+Q}^x ; \quad (3)$$

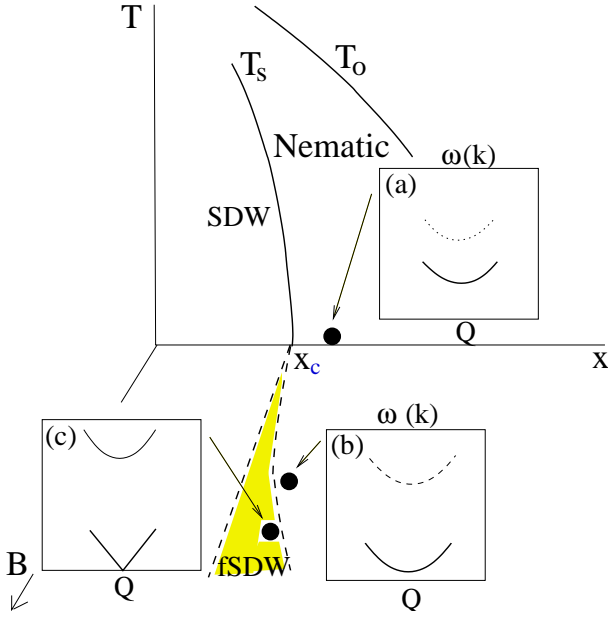


FIG. 1: Schematic phase diagram of SDW and nematic phases as a function of doping  $x$ , temperature,  $T$  and magnetic field  $B$ . The lines in the boxes are the dispersions of collective modes. (a) In the nematic state, both the SDW and tSF modes are gapped. (b) As the magnetic field increases, the magnon gap decreases, while the tSF gap gets pushed up. Further magnetic field makes the magnon condense leading to a field-induced SDW (tSDW) in the yellow region. See the main text for further discussions on detection the collective modes for incommensurate and commensurate SDW orders via neutron scattering and on the anisotropic intensity between  $k_x$  and  $k_y$  due to the nematicity.

where  $\hat{\sigma}_i$  is the Pauli matrix,  $i = x, y, z$ , and  $Q = (\frac{\pi}{2}, \frac{\pi}{2})$ . It is straightforward to check that there is no direct coupling between the nematic and AF orders based on the distinctly different quantum numbers associated with their order parameters.

However, when we consider the following tSF order parameter, the situation changes:

$$T_Q^i = i \sum_k d(k) c_k^y \hat{\sigma}_i c_{k+Q} : \quad (4)$$

The tSF order is characterized by circulating currents with an alternating pattern like the d-density wave state, but up- and down-spins circulate in opposite directions. Thus, there is no net charge current, but a finite spin current. It breaks the translational,  $x-y$  rotational, and spin rotational symmetries, but preserves the time reversal symmetry. This state was identified as a component of the 6 dimensional superspin which can be rotated under the 15 generators forming the  $SO(6)$  group [8] which includes as a subset the  $SO(5)$  group suggested for a unified theory of the high  $T_c$  cuprates [9]. It was also discussed as one of non-zero angular momentum condensate states in Ref. [10]. In a dSC state, both the tSF and AF modes

are gapped while the AF gap, i.e. the magnon gap, is smaller than the tSF gap as shown in the box (a) in Fig. 1, due to the proximity of the AF phase in the phase diagram.

Effects of a magnetic field in the nematic phase | Since both  $T_Q$  and  $S_Q$  carry charge 0, spin 1, and momentum  $Q$ , one may expect that there is a direct coupling between the two order parameters such as

$$F = \sum_{ij} (N_0; B) S_Q^i T_Q^j; \quad (5)$$

where the coupling  $\sum_{ij}$  is a function of  $N_0$  and the magnetic field  $B$  to respect the discrete symmetries of the system. First, the tSF order breaks  $x-y$  symmetry, while the AF does not, thus the coupling between them vanishes, except inside the nematic phase. Therefore,  $(N_0 = 0; B) = 0$ . Second, the AF order breaks the time reversal symmetry, while the tSF order does not, which implies  $(N_0; B = 0) = 0$ . Therefore, the coupling between the tSF and AF orders is finite only in the presence of both a magnetic field and the nematic order,

$(N_0 \neq 0; B \neq 0) \neq 0$ . To linear order in  $N_0$  and  $B$ , the form of coupling is found to be  $F \propto N_0 B \sum_k T_Q^i$ , i.e. the index dependence of  $\sum_{ij}$  is given by  $\sum_{ij} / \sum_{ijk} B^k$ . It is straightforward to check that such a term is allowed in the free energy based on the symmetry consideration discussed above.

To compute  $\sum_{ij}$  in Eq. (5), it is useful to introduce  $c_k^y = (c_k^y; c_{k+Q}^y)$ . In the basis of  $c_k^y$ , the Hamiltonian is written as

$$H_{nem}^0 = \sum_k \frac{1}{2} (\tilde{c}_k + B \tilde{c}_{k+Q})^\dagger \tilde{c}_k; \quad (6)$$

where  $\tilde{c}_k = \frac{c_k + c_{k+Q}}{2} = c_{k+Q}$ ,  $\tilde{c}_k = \frac{c_k - c_{k+Q}}{2} = c_{k+Q}$ , and  $B = B \hat{z}$ . Note that the AF and tSF fluctuations couple to fermions as

$$H^0 = \sum_k g_1 S_Q^x c_k^y c_{k+Q}^\dagger + g_2 \sum_k d(k) T_Q^y c_k^y c_{k+Q}^\dagger + h.c. \\ = \sum_k \frac{1}{2} (g_1 S_Q^x + g_2 d(k) T_Q^y) c_k^y c_{k+Q}^\dagger; \quad (7)$$

where  $g_1$  and  $g_2$  are the interaction strengths in the AF and tSF channels, respectively. We have chosen  $x$ - and  $y$ -component of the AF and tSF fluctuations assuming that there is a small anisotropy such as Dzyaloshinskii-Moriya interaction aligning the staggered moment in the  $x-y$  plane.

Then  $\chi_{xy}$  in the nematic state and in the presence of a magnetic field is obtained by computing the Feynman diagram shown in Fig. 2.

$$\chi_{xy} = g_1 g_2 \sum_k \frac{d(k)}{\tilde{c}_k + B} [n_F(\tilde{c}_k + B - \tilde{c}_k) - n_F(\tilde{c}_k - B - \tilde{c}_k)]; \quad (8)$$

which is proportional to  $N_0 B$ . For example, for  $t = 1$ ,  $t^0 = 0.3$ , and  $\tilde{c} = 0.867$ ,  $\chi_{xy} = 2.36 N_0 B g_1 g_2$ .

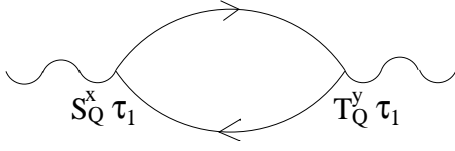


FIG. 2: Diagram to compute the coupling constant  $\chi_{xy}$  in Eq. (5).

Field-induced antiferromagnetism, collective modes, and neutron scattering | The free energy deep in the nematic state (static  $N_0$ ), expressed in terms of the AF and tSF fluctuations, is given by

$$F = \frac{1}{2m_s} (1 + N_0) (\partial_x S_Q)^2 + (1 - N_0) (\partial_y S_Q)^2 + \frac{1}{2m_t} (1 + N_0) (\partial_x T_Q)^2 + (1 - N_0) (\partial_y T_Q)^2 + \frac{1}{2} s S_Q^2 + \frac{1}{2} t T_Q^2 - S_Q T_Q; \quad (9)$$

where  $s$  and  $t$  represent the gap of AF and tSF, respectively, when a magnetic field is absent.

The above free energy becomes unstable to the formation of antiferromagnetism when the following condition is satisfied:

$$j = \frac{p}{s - t}; \quad (10)$$

Strictly speaking, the condensed mode is not a pure AF, but a mixture of AF and tSF. However, if  $t \ll s$ , the mode is dominated by AF. Assuming that  $s \propto (x - x_c)$ , the doping dependence of the critical field for the onset of the field-induced AF state is given by

$$B_c \propto \frac{p}{(x - x_c) - t}; \quad (11)$$

which determines the phase boundary between the pure nematic phase and the field-induced AF phase as shown in the dashed line in Fig. 1.

The collective mode dispersions are shown by different lines in the boxes in Fig. 1. The gapped magnon denoted by the thick line in the nematic state, as shown in Fig. 1(a), can be detected by neutron scattering, and its intensity should be anisotropic in momentum at a given frequency. The anisotropic intensity of magnetic excitations was reported in YBCO, and interpreted as evidence of the nematic state.[4, 11] While the magnon can be detected by the neutron scattering, the tSF mode does not couple to the magnetic field directly. Therefore, the tSF mode shown in the dotted line in Fig. 1(a) cannot be detected by the neutron scattering technique. However, in the presence of a field, the two modes couple as we have shown above. The magnon gap is pushed down, while the tSF gap is pushed up, and the coupling also generates a finite but small intensity of the tSF mode

shown by the dashed line in Fig. 1(b), so the two modes should be in principle detectable by neutron scattering in a field. A further magnetic field decreases the magnon gap as shown in Fig. 1(c) leading a field-induced AF order, while the tSF gap becomes larger.

Incommensurate SDW and tSF orders | Recently it was reported that the intensity of inelastic neutron scattering peaks at the incommensurate wavevectors,  $Q = (\frac{1}{2} - \delta; \frac{1}{2})$  in YBCO increases when the magnetic field is applied.[12] Here we show that the field-induced SDW can be also applied to incommensurate orders for both collinear and spiral cases. We will discuss how to distinguish spiral and collinear orders at the end of the section.

Let us first consider a collinear spin density wave order.

$$S_Q^x = \frac{1}{2} \sum_k c_k^y \frac{Q_y}{2} c_{k+\frac{Q}{2}} + c_{k+\frac{Q}{2}}^y c_k \frac{Q_y}{2} + \text{h.c.} \quad (12)$$

where we choose the spin density wave as  $S^x(r) \propto \cos(Q \cdot r)$ . Taking into account broken symmetries as before, the following incommensurate tSF couples to tSDW linearly under the magnetic field.

$$T_Q^y = \frac{1}{2} \sum_k \tilde{d}(k; Q) c_k^y \frac{Q_y}{2} c_{k+\frac{Q}{2}} + c_{k+\frac{Q}{2}}^y c_k \frac{Q_y}{2} + \text{h.c.}; \quad (13)$$

where  $\tilde{d}(k; Q) = 2(\sin k_x \sin \frac{Q_y}{2} - \sin k_y \sin \frac{Q_x}{2})$ . We used a symmetric form of the order parameter for convenience. Note that the form factor of  $\tilde{d}(k; Q)$  has no longer a  $d$ -waveness when  $Q$  deviates from  $(\frac{1}{2}; \frac{1}{2})$  due to the constraint of the current conservation at each site.[13]

Note that due to the incommensurability, a deviation from  $(\frac{1}{2}; \frac{1}{2})$ , there is a finite coupling between tSDW and tSF under the field, even in the absence of the nematicity.

$$\chi_{xy} = g_1 g_2 \sum_k \frac{\tilde{d}(k; Q)}{2(\tilde{c}_k \frac{Q_y}{2} + B)} \frac{h}{i} n_F(\tilde{c}_k \frac{Q_y}{2} + B - \tilde{c}_k \frac{Q_y}{2}) \quad (14)$$

However, the coupling  $\chi_{xy}$  is proportional to  $\frac{1}{B}$  which makes  $\chi_{xy}$  to be 0.022B when  $B = 0.12$ . On the other hand, when the nematicity is finite,  $\chi_{xy} = 2.4N_0 B g_1 g_2$  similar to AF case.

Now let us study a non-collinear or spiral spin density wave order. The spiral spin density wave can be written as

$$S_Q = \sum_k c_k^y \frac{Q_y}{2} c_{k+\frac{Q}{2}} + c_{k+\frac{Q}{2}}^y c_k \frac{Q_y}{2} \quad (15)$$

where  $S_Q(r) = \cos Q \cdot r \hat{x} + \sin Q \cdot r \hat{y}$  with spins lying in the  $xy$  plane. A similar spiral incommensurate staggered flux can be defined as

$$T_Q = \sum_k \tilde{d}(k; Q) c_k^y \frac{Q_y}{2} c_{k+\frac{Q}{2}} + c_{k+\frac{Q}{2}}^y c_k \frac{Q_y}{2}; \quad (16)$$

Similar to the spiral spin density wave order, the spiral staggered flux can be viewed as a pattern of incommensurate staggering current where a spin quantization axis shifts from site to site determined by  $Q$ . Note that the coupling between the spiral spin density wave and the spiral staggered flux in the presence of a magnetic field is the same as that for the collinear case.

Our results in general support a magnetic field-induced spin density wave including both collinear and spiral orders. Which one of these can be finally stabilized in the magnetic field requires a microscopic understanding of cuprates which is beyond the scope of our current study. However, we offer an experimental way to distinguish the collinear and spiral orders. Note that the incommensurate collinear spin density wave couples to charge density wave order, which implies that there should be extra peaks at  $(\pm 2; 0)$  or  $(0; \pm 2)$  as the spin density wave order sets in at  $(\pm; )$  or  $(; \pm)$  under the magnetic field. On the other hand, the spiral spin density wave does not induce a charge modulation. Therefore, a further neutron scattering under a higher magnetic field would be a way to determine the precise field-induced order.

Other effects of the magnetic field | The effects of the magnetic field on the order parameters deserves some discussion. In the weak coupling approach, it was shown that the magnetic field enhances the nematic order for one spin-component, but weakens the other component, and it shifts the phase boundary between the nematic and isotropic metal.[14] However, deep inside the nematic state, the field effect is negligible. The magnetic field does not directly couple to the tSF order, because the tSF does not break the time reversal symmetry. Thus the magnetic field effect on the nematic and tSF orders does not affect our analysis.

The full effect of the direct interaction between magnetic field and AF order will be discussed later in the context of high temperature cuprates, as it depends on circumstances. However, the effect of the Zeeman coupling on the quasiparticles is rather straightforward to compute. When the staggered moment lying in the  $x-y$  plane, and the magnetic field is along  $\hat{z}$ , it changes the electronic dispersion as  $E_k = \frac{k^2 + k_z^2}{2} - \frac{1}{2} (k_x - k_y + Q) + 2B\hat{y} + 4S_Q^2$ , where there is no linear  $B$  dependence. However, when the staggered moment and the magnetic field are parallel, say along  $\hat{z}$ , then the dispersion is  $E_k = \frac{k^2 + k_z^2}{2} - \frac{1}{2} (k_x - k_y + Q)^2 + 4S_Q^2$ , with the linear  $B$  dependence similar to the effect of the magnetic field on spin singlet condensate states such as a charge density wave.

Fermi surface and Quantum oscillations | The nematic phase in the absence of magnetic fields is metallic, and thus the field-induced SDW phase is expected to be a metal.[15] For example, as shown in Fig. 3, in the field-induced AF coexisting with nematic order, there are

elongated pockets | one electron-like and one hole-like. It is straightforward to generalize the Fermi surface for a spiral order, where the electron pocket is qualitatively the same.

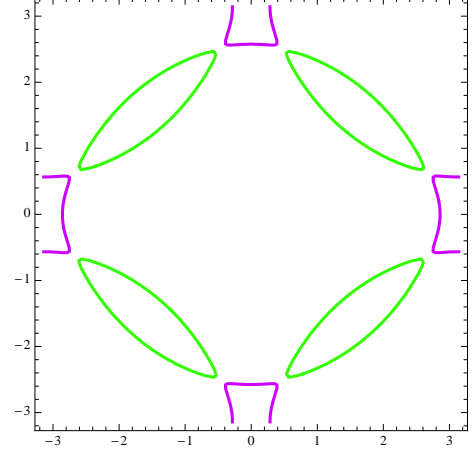


FIG. 3: The topology of a Fermi surface in a field-induced AF via the nematic order. Note the anisotropy between the electron pockets near  $(\pm; 0)$  and  $(0; \pm)$  due to the nematic order. It is straightforward to generalize it for incommensurate SDW orders, where the electron pocket remains the same[16], while the hole pocket is sensitive to the incommensurability.

In a metal with a closed Fermi surface, magnetization  $M$  and conductivity oscillate in  $1/B$  as

$$M / \sum_n A_n \cos \frac{n(A_F + )}{B}; \quad (17)$$

where  $A_F$  is the area of a closed Fermi surface at the chemical potential. Since there are two types of pocket, the primary periodicities ( $n = 1$ ) are determined by the size of both the hole and electron pockets. Using the same parameter set of  $t = 1$ ,  $t^0 = 0.3$ ,  $\gamma = 0.867$  for  $\text{YBa}_2\text{Cu}_3\text{O}_{6.5}$ , and setting  $hS_Q^2 = 0.07$  and  $N_0 = 0.05$ , we obtain the periodicity of 540T and 900T for the electron and hole-pocket, respectively, as a unit cell of square lattice  $3.82 \times 3.89 \text{ \AA}^2$ . Due to the nematic order, the electron pockets around  $(\pm; 0)$  and  $(0; \pm)$  are elongated along different directions, but their area is the same yielding a single frequency of the quantum oscillations. As discussed above, in a Fermi liquid, the Zeeman effect generates two different phases  $\uparrow$  and  $\downarrow$  (up and down spins have different phases), due to the linear  $B$  dependence in the electronic dispersion. However, in the field-induced AF with a staggered moment lying in the  $x-y$  plane, there is no linear  $B$  dependence, implying a single phase of oscillation.

It is tempting to argue that our finding is relevant to the quantum oscillations observed in high temperature  $\text{YBa}_2\text{Cu}_3\text{O}_{6.5}$  and  $\text{YBa}_2\text{Cu}_4\text{O}_8$ . [17, 18, 19, 20, 21, 22] Recent quantum oscillations reported in YBCO around 10–12% doping were striking and contrast with the

Fermi arc – a truncated Fermi surface – reported by the angle resolved photoemission spectroscopy.[23, 24] There have been a few theoretical proposals which attempt to explain the observed quantum oscillations, including the d-density wave as a pseudogap state[25], the staggered flux in a vortex liquid[26], stripe formation [27], and a eld-induced antiferromagnet[28].

As shown in Ref. [28], the competition between the dSC and AF orders also leads to a eld-induced AF phase, where the coexistence of AF and dSC states between  $0 < x < 0.1$  is important to induce a staggered moment beyond 10% doping. In our study, the AF and dSC coexistence is not a necessary ingredient in achieving a eld-induced AF order. Nonetheless, the competition would help to lower the critical value of the magnetic eld at which the AF order sets in. While the mechanisms of the eld-induced AF are not shared by the two studies, both results favor a eld-induced AF order.

Among the commensurate orders, it is worthwhile to note that both the d-density wave (spin singlet staggered flux) and AF orders lead to a qualitatively similar Fermi surface topology originated from the broken translational symmetry. As proposed in Ref. [29], the ortho-II potential can be used to test two different scenarios, the d-density wave order versus AF order. It was reported that both ortho-II-free,  $\text{YBa}_2\text{Cu}_4\text{O}_8$  and ortho-II,  $\text{YBa}_2\text{Cu}_3\text{O}_{6.5}$  show a primary oscillation with a periodicity of 660T and 540T, which supports that the primary oscillation is from a pocket insensitive to the ortho-II potential. Within our picture, the electron pocket is not affected by the ortho-II potential. On the other hand, the hole pockets are modified by the ortho-II potential as shown in Ref. 29, and the topologies of the modified hole pocket are different for the AF and d-density wave orders. Thus, a detailed study of the magnetic breakdown due to the ortho-II potential would be another way to differentiate a eld-induced AF via the nematicity and the d-density wave order.[30]

In summary, we show that nematicity is a route to achieve a eld-induced spin density wave order in the presence of a magnetic eld. An induced spin density wave is obtained via the coupling between the spin density wave mode and the spin triplet staggered flux mode which are both gapped in the nematic phase. Such a direct coupling between the two orders occurs only when a magnetic eld is applied, and the coupling strength increases linearly to the magnetic eld. A further increase of the magnetic eld eventually condenses the magnon leading to a eld-induced spin density wave order, while the gap of the triplet staggered flux mode becomes larger. A neutron scattering study under a high magnetic eld will offer a precise order among possible commensurate and incommensurate orders discussed above. Our study indicates that the nematicity plays an important role in understanding the phenomena observed in the high

temperature cuprates, in particular in the context of anisotropic magnetic excitations and quantum oscillations observed in YBCO materials.

This work is supported by NSERC of Canada, Canadian Institute for Advanced Research, and Canada Research Chair.

---

Electronic address: hykee@physics.utoronto.ca

- [1] S. A. Kivelson, E. Fradkin, V. O. Ganesyan, I. P. Bindloss, J. M. Tranquada, A. Kapitulnik, and C. Howald, *Rev. Mod. Phys.* **75**, 1201 (2003) and references therein.
- [2] H. Y. Kee, E. Doh, and T. G. Rzesiak, *J. Phys.: Condens. Matter* **20**, 255248 (2008).
- [3] E. A. Kim et al, *Phys. Rev. B* **77**, 184514 (2008).
- [4] V. Hinkov et al, *Science* **319**, 597 (2008).
- [5] V. O. Ganesyan, S. A. Kivelson, E. Fradkin, *Phys. Rev. B* **64**, 195109 (2001).
- [6] H. Y. Kee, E. H. Kim, C. H. Chung, *Phys. Rev. B*, **68**, 245109 (2003); I. K. Havkine, C. H. Chung, V. O. Ganesyan, H. Y. Kee, *Phys. Rev. B*, **70**, 184521 (2004).
- [7] While the electronic nematic order refers to a spontaneous broken symmetry, our current results can be also applied for a nematicity arising from an external perturbation such as orthorhombicity.
- [8] R. S. Markiewicz and M. T. Vaughn, *cond-mat/9709137*.
- [9] E. Demler, W. Hanke, and S. C. Zhang, *Rev. Mod. Phys.* **76**, 909 (2004), and references therein.
- [10] C. Nayak, *Phys. Rev. B* **62**, 4880 (2000).
- [11] Y.-J. Kao and H. Y. Kee, *Phys. Rev. B* **72**, 024502 (2005).
- [12] D. Haug et al, *arXiv:0902.3335*.
- [13] D. Podolsky and H. Y. Kee, unpublished.
- [14] H. Y. Kee and Y.-B. Kim, *Phys. Rev. B* **71**, 184402 (2005).
- [15] When the induced AF gap is large, it is possible to open a gap on a whole Fermi surface. However, such a large gap would require an enormous magnetic eld.
- [16] For the collinear case, a higher order mixing of bands is ignored, assuming that magnetic breakdown occurs for such a small band gap.
- [17] N. Doiron-Leyraud et al, *Nature* **447**, 565 (2007).
- [18] D. LeBoeuf et al, *Nature* **450**, 533 (2007).
- [19] A. Audouard et al, *arXiv:0812.0458* (2008)
- [20] C. Jaudet et al, *Phys. Rev. Lett.* **100**, 187005 (2008).
- [21] A. F. Bangura et al, *Phys. Rev. Lett.* **100**, 047004 (2008).
- [22] S. E. Sebastian et al, *Nature* **454**, 200 (2008).
- [23] M. A. Hossain et al, *Nature Physics*, **4**, 527 (2008).
- [24] K. Shen et al, *Science* **307**, 901 (2005).
- [25] S. Chakravarty and H.-Y. Kee, *Proc. Nat. Acad. Sci. USA* **105**, 8835 (2008).
- [26] K.-T. Chen and P. A. Lee, *arXiv:0812.3351* (2008)
- [27] A. J. Millis and M. Norman, *Phys. Rev. B* **76**, 220503 (R) (2007).
- [28] Wei-Qiang Chen, Kai-Yu Yang, T. M. Rice, F. C. Zhang *EuroPhys. Lett.* **82** 17004, (2008)
- [29] D. Podolsky and H. Y. Kee, *Phys. Rev. B* **78**, 224516 (2008).
- [30] J.-M. Delisle, D. Podolsky, and H. Y. Kee, unpublished.