

Selection of defect structures in twist-grain-boundary-A phase of chiral liquid crystals

Hiroto O gawa

Department of Physics, Tohoku University, Sendai, 980-8578, Japan

(Dated: February 21, 2024)

We study the structure of the twist grain boundary in chiral smectic liquid crystals using the Landau-de Gennes model. By considering spatial variation of the smectic order, we distinguish the Melted-Grain-Boundary-A (MGBA) structure with cholesteric-like domains and the Twist-Grain-Boundary-A (TGBA) structure consisting of screw dislocations. The MGBA structure becomes stable near the transition to the cholesteric phase. On approaching the transition, the cholesteric-like domain grows outside the grain boundary. Also, the dislocation spacings of the TGBA structure agree better with experimental results than previous theories.

PACS numbers: Valid PACS appear here

Nontrivial physics in condensed matter is often caused by resolution of frustration. For example, mismatch between the triangular crystalline order and antiferromagnetic spin order disturbs an equilibrium ordered phase even at the absolute zero [1]. In the glass system comprising two types of hard core particles with different radii, the positional order of the particles and the bond order defined by the number of the nearest neighbor particles are frustrated, and generate disclinations [2].

Liquid crystals exhibit a wide variety of frustration-induced defect structures [3, 4]. One of the reasons is the various kinds of order they show: nematic order, smectic layering order, and cholesteric (helical) order due to molecular chirality. Among them, frustration between the smectic and cholesteric order is paid great attention because of scientific interest and potential application. Twist-grain-boundary (TGB) phase is the simplest one-dimensional defect phase, comprising series of finite-length smectic slabs (grains) with the layer normals rotating at a constant twist angle α , intervened by grain boundaries (Fig.1 (a)). It was predicted in the pioneering work [5] in terms of the analogy between liquid crystals and superconductors, and confirmed by experiment [6]. As temperature increases, the ordered lattice of the screw dislocations "melts" into the dislocation fluid, called the chiral line (NL) phase [7]. At higher temperature, defects construct a variety of three-dimensional networks, called smectic blue phases [8]. Although the phase transitions between these defect phases are observed, their spatial structures are not yet well understood.

The grain boundary in the TGBA phase, having the molecular orientation parallel to the layer normal in the smectic slab, has been thought to consist of parallel screw dislocations, in analogy to the magnetic vortices in the vortex lattice phase of superconductors. This structure (denoted by the TGBA structure) was confirmed with the transmitted electron microscopy (TEM) observation [9]. The length of the smectic slabs l_b and the interval of the screw dislocation l_d were experimentally estimated [10],

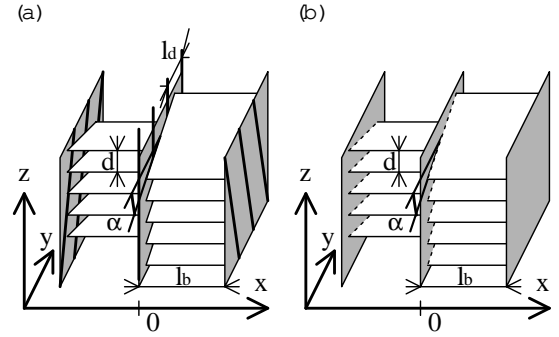


FIG. 1: Schematic representations of the TGBA phases. (a) The TGBA structure consists of the parallel screw dislocations (bold lines). (b) The MGBA structure contains no screw dislocation.

and theoretically calculated [11, 12]. However, the theoretical values are about 20 times higher than the experimental values. This discrepancy in the defect spacings might be because of the theoretical treatment of the defect energy.

Recently, another possible structure of the grain boundary has been proposed [13]. In the TEM study, the screw dislocation array is not observed, which implies that the smectic order (and hence the dislocation array) is melted in the grain boundary (Fig.1 (b)). This structure is called the melted-grain-boundary-A (MGBA) structure, and is distinguished from the TGBA which has the periodic structure in the grain boundary.

In this Letter, we consider the spatial variation of the smectic order, to analyze the structure of and compare the free energy of the TGBA and MGBA states. As by-products, we will calculate the characteristic lengths l_b and l_d in the TGBA state, and δ the discrepancy between theory and experiment.

We consider one pair of the adjacent grain boundaries, and the smectic slab between them (Fig.1). Setting the x-axis along the twist axis, we assume that the director \mathbf{n} lies only in the yz-plane [5], and express it by the local twist angle θ measured from the middle of the two grain boundaries as $\mathbf{n} = (\theta; \sin(\theta + \pi/2); \cos(\theta + \pi/2))$.

Electronic address: hiroto@anpt.phys.tohoku.ac.jp

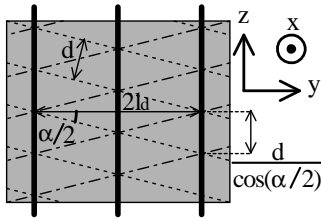


FIG. 2: The layer geometry of the TGBA structure seen from the twist axis (x -axis). The screw dislocations (bold lines) are supported by the smectic layers in front of the grain boundary (dot-dash lines) and behind the grain boundary (dashed lines).

The smectic order is expressed by a complex order parameter ψ , and the equilibrium wave number of the smectic density wave is denoted by q_0 . Layer displacement u is represented as $\psi = \exp[iq_0(z - u)]$, where the z -axis is set along the layer normal at $x = 0$, and ψ is the strength of the smectic order.

The equilibrium structure is obtained by minimization of the Landau-de Gennes free energy consisting of the three components:

$$F_{\text{sm}} = \int_{-Z}^Z dr \frac{1}{2} \frac{1}{q_0^2} |\nabla \psi|^2; \quad (1)$$

$$F_{\text{Fr}} = \int_{-Z}^Z dr \frac{1}{2} q_0^2 (e_x^2 + e_y^2); \quad (2)$$

$$F_{\text{cp}} = \int_{-Z}^Z dr j(r - iq_0 n) j^2; \quad (3)$$

The smectic energy F_{sm} adjusts j to the equilibrium value q_0 . F_{Fr} is the Frank elastic energy of n , where the three elastic moduli of the splay, twist, and bend components are set to be equal. k_0 is the inversed helical pitch due to the molecular chirality. The coupling energy F_{cp} is the cross term of ψ and n . The correlation lengths of ψ is ξ_ψ , proportional to $1 = \frac{T_{\text{NA}}}{T}$. T_{NA} is the nematic (N)-smectic A (SmA) transition temperature for the achiral case $k_0 = 0$.

For the TGBA, the smectic order is destructed near the dislocations by the helical order. In the grain boundary with the thickness l_d , the director changes slowly so that $n \cdot e_z$ (Fig. 2), because l_d is in typical experiments [13]. The layer displacement is approximated with the linear superposition of the screw dislocations [14]

$$u q_0 \cos \frac{\alpha}{2} = \sum_{n=1}^{\infty} \tan^{-1} \frac{y - n l_d}{x} \\ = \frac{1}{2} \text{Im} \ln \sinh \frac{(x + iy)}{l_d}; \quad (4)$$

This layer distortion characterizes the screw dislocation array, and F_{cp} , containing u , is dominant near the grain boundary. Close to the dislocation cores, the local profile of ψ is a solution of $F_{\text{cp}} = 0$, which is approximated

as

$$r^2 = \frac{1}{l_d^2} \frac{\cosh(2x/l_d) + \cos(2y/l_d)}{\cosh(2x/l_d) - \cos(2y/l_d)}; \quad (5)$$

The solution is

$$= C \frac{P}{\cosh(2x/l_d) - \cos(2y/l_d)}; \quad (6)$$

where C is an integration constant [15]. Near the SmA-TGBA transition, ψ increases up to q_0 outside the grain boundary $x > l_d$. The energy density cost of making dislocation is $\epsilon = 2 \frac{1}{2} q_0^2 l_d^2 = 2$, and the energy density gain by twisting the layers is $\frac{1}{2} q_0^2 k_0^2$. Equating the two contributions, we determine the lower critical field for the SmA-TGBA phase transition $k_0 = k_{c1} = 1/2 q_0^2$, which is much lower than the previous Renn-Lubensky result $k_{c1}^{\text{RL}} = \ln(2) = 2 q_0^2$ [5]. In our theory, the energy per dislocation is lowered, because the long range layer displacement around the single dislocation ($\int u j / l_d = r$) is summed out (4), and also because of the relaxation of ψ whose correlation length ξ_ψ is shorter than that of the director ξ_n , which has been neglected in previous theories.

For the MGBA structures, ψ is uniformly small in the grain boundary. The solution of the equilibrium condition $F_{\text{cp}} = 0$ is

$$\psi = D \sin \frac{x}{l_d}; \quad (7)$$

where D is an integration constant [15].

The energy of the grain boundary thus can be calculated with (6) for the TGBA, and (7) for the MGBA. It can be shown that the director rotates at a constant rate because of the weak smectic order.

For both the TGBA and MGBA, the smectic order grows and F_{sm} becomes one of the main contributions at distance larger than l_d from the grain boundary. In the smectic slab $x > l_d$, the twist is expelled, and the layer normal $e_z + r u$ is close to a constant ($0; \sin \alpha/2; \cos \alpha/2$). Using this relation for u , the sum of the smectic and coupling energies is reduced to the effective smectic energy

$$F_{\text{sm}} + F_{\text{cp}} = \int_{-Z}^Z dr \left((r - \frac{1}{2})^2 + \frac{1}{2} \right) \psi^2; \quad (8)$$

$$= \int_{-Z}^Z dr \frac{1}{2} \psi^2 \sin^2 \frac{\alpha}{2}; \quad (9)$$

where ψ is the effective equilibrium smectic order, and α ranges from $\alpha/2$ to $\alpha/2$. Because of the frustration between the smectic and helical order, ψ is reduced at large l_d . According to (9), if l_d increases beyond $l_{c2} = 2 \arcsin(1/2 q_0)$, the equilibrium smectic order vanishes, and a cholesteric-like domain appears near the grain boundary. In the cholesteric domain, the director rotates at a constant rate, which we denote α_0 .

If the twist angle α is smaller than α_c , approximately equals α_0 in the smectic slab $x > l_d$,

director along the layer normal [18]. The MGBA structures does not have such a helical order and its stability over the TGBA was far from trivial.

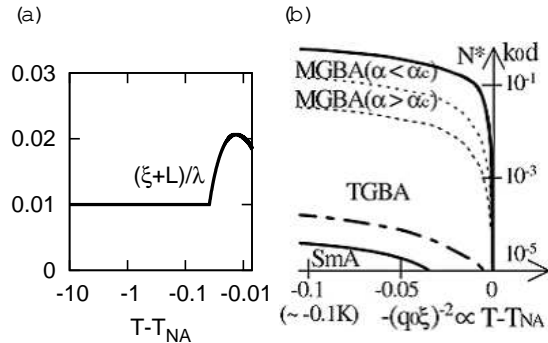


FIG. 3: (a) The temperature dependence of the size of the grain boundary and cholesteric domain (divided by λ). The temperature range between the SmA-TGBA and MGBA- N^* transition is shown. (b) The phase diagram. Solid lines mean the second order phase transition. The dot-dash line shows the previous result for the SmA-TGBA transition [5]. Dashed lines separate different equilibrium structures.

Let us discuss our results in terms of the analogy between the TGB phase and the vortex lattice phase of superconductors. The smectic order parameter and the director n correspond to the wave function of the superconducting particles and the vector potential, respectively. The screw dislocation in the TGB phase, the twist angle α , and the molecular chirality k_0 correspond to the vortex, the magnetic flux, and the external magnetic field. The difference is the dimensionality: In the TGB phase, three spatial dimensions are divided into one for the direction of the screw dislocation, one for the twist axis, and one for the periodic dislocation array. In the vortex lattice phase of isotropic superconductors, on

the other hand, the three are divided into one for the direction of the vortex, and two for the lattice periodicity. However, in anisotropic superconductors, vortices are aligned in a one dimensional chain for a certain magnetic field range as in the TGB phase. In liquid crystal, the origin of the corresponding anisotropy is the molecular chirality. Theoretical study of the vortex chain is based on the interaction of the phase of the wave function, corresponding to the layer displacement in liquid crystals [19]. Thus it is interesting to introduce the spatial variation of wave function near the vortices, as in our theory for chiral liquid crystals. The vortices in a chain are "melted" to the Josephson vortex by stronger anisotropy. Thus one might regard the MGBA state as an analogue to the Josephson vortex state.

In summary, we analyze the TGBA and MGBA states of chiral liquid crystals with the Landau-de Gennes model. By considering the spatial variation of the smectic order parameter, we found that a cholesteric-like domain appears at twist angle higher than the critical angle α_c . We have shown that the proposed MGBA state [13] is certainly stable over the TGBA state when the twist angle is higher than $\alpha_{TM} \approx 0.5 \alpha_c$. We may indirectly specify the MGBA state through observing the cholesteric domain that appears at $\alpha = \alpha_c$. The energy cost of the dislocation is also greatly changed from the previous theory, resulting in an agreement of the dislocation spacings l_b , l_d with the experiments [10], and the enhanced stability of the TGBA state over the SmA phase. It would be interesting to extend our results to other defect phases, including the smectic blue phases of liquid crystals, and the vortex chains of anisotropic superconductors.

The author thanks Nariya Uchida, Toshihiro Kawakatsu, Jun Yamamoto, Katsuhiko Sato, and Yoshinori Hayakawa for fruitful discussions. This study is supported by JSPS fellowship.

-
- [1] J. Vannimenus and G. Toulouse, J. Phys. C 10, 537 (1977).
 - [2] D. R. Nelson, M. Rubinstein, and F. Spaepen, Phil. Mag. A 46, 105 (1982).
 - [3] P. G. de Gennes and J. Prost, The Physics of Liquid Crystals (Clarendon, Oxford, 1994).
 - [4] P. M. Chaikin and T. C. Lubensky, Principles of Condensed Matter Physics (Cambridge University Press, Cambridge, England, 1995).
 - [5] S. R. Renn and T. C. Lubensky, Phys. Rev. A 38, 2132 (1988).
 - [6] J. W. Goodby, M. A. Waugh, S. M. Stein, E. Chin, R. Pindak, and J. S. Patel, Nature 337, 449 (1989).
 - [7] R. D. Kamien and T. C. Lubensky, J. Phys. I (France) 3, 2131 (1993).
 - [8] H. S. Kitzerow and C. Bahr, eds., Chirality in Liquid Crystals (Springer-Verlag, New York, 2002).
 - [9] K. J. Ihn, J. A. Zasadzinski, R. Pindak, A. J. Slaney, and J. W. Goodby, Science 258, 275 (1992).
 - [10] L. Navailles, B. Pansu, L. Gorre-Talini, and H. T. Nguyen, Phys. Rev. Lett. 81, 4168 (1998).
 - [11] I. Bluestein, R. D. Kamien, and T. C. Lubensky, Phys. Rev. E 63, 061702 (2001).
 - [12] C. D. Santangelo and R. D. Kamien, Phys. Rev. E 75, 011702 (2007).
 - [13] J. Femsler, L. Hough, R. F. Shao, J. E. MacLennan, L. Navailles, M. B. N. V. Madhusudana, O. Mondain-Monval, C. Boyer, J. Zasadzinski, J. A. Rego, et al., Proc. Nat. Acad. Sci. U.S.A. 102, 14191 (2005).
 - [14] R. D. Kamien and T. C. Lubensky, Phys. Rev. Lett. 82, 2892 (1999).
 - [15] H. Ogawa, Ph.D. thesis, Tohoku University, 2009 (in Japanese).
 - [16] H. Ogawa and N. Uchida, Phys. Rev. E 73, 060701(R) (2006).
 - [17] R. D. Kamien, J. Phys. II (France) 7, 743 (1997).
 - [18] I. D. Ozov, Phys. Rev. Lett. 74, 4245 (1995).
 - [19] A. E. Koshelev, Phys. Rev. Lett. 83, 187 (1999).