

## Phonon-assisted current noise in molecular junctions

Federica Haupt,<sup>1</sup> Tomáš Novotný,<sup>2</sup> and Wolfgang Belzig<sup>1</sup><sup>1</sup>Fachbereich Physik, Universität Konstanz, D-78457 Konstanz, Germany  
<sup>2</sup>Department of Condensed Matter Physics, Faculty of Mathematics and Physics,  
Charles University in Prague, Ke Karlovu 5, CZ-121 16 Praha 2, Czech Republic  
(Dated: February 21, 2024)

We investigate the effects of phonon scattering on the electronic current noise through nanojunctions using the non-equilibrium Green's functions formalism extended to include the counting field. In the case of weak electron-phonon coupling and a single broad electronic level we derive an analytic expression for the current noise at arbitrary temperature and identify physically distinct contributions based on their voltage dependence. We apply our theory to the experimentally relevant case of a  $D_2$  molecule placed in a break-junction and predict a significant inelastic contribution to the current noise.

PACS numbers: 72.70.+m, 72.10.Dj, 85.65.+h, 73.63.-b

**Introduction.** The fabrication of atomically sharp contacts has opened up the possibility of creating junctions formed by a single molecule bridging metal electrodes [1]. However, the inherent complexity of this emerging field poses fundamental challenges and makes junctions formed by very simple molecules (e.g. hydrogen [2, 3, 4] or water [5]) an invaluable testbed from both the experimental and the theoretical point of view. In these systems, inelastic effects due to the interaction between transport electrons and molecular vibrational modes (phonons) result in an abrupt change of the differential conductance at the onset of the phonon emission. These features have been exploited to establish unambiguously the presence of the molecule in the contact [2] and, when combined with shot-noise measurements [4, 6], they allow for a detailed characterization of the junction.

Theoretical descriptions of inelastic transport through nanojunctions have so far focused mainly on the current-voltage characteristics, while less attention has been paid to the study of noise. Phonon-scattering effects on the differential conductance have been addressed both with *ab-initio* methods [7, 8, 9, 10, 11, 12] and with simplified (one-level) models [13, 14, 15, 16]. Noise calculations based on one-level models have also been put forward within the rate equation approach [13, 14] or within the non-equilibrium Green's functions (NGF) formalism [17] with a mean-field-like approximation for the noise. In this work we study inelastic effects on the current noise with the NGF approach taking consistently into account all the correlations due to phonon-assisted scattering up to a given order in the e-ph interaction. We apply our theory to the case of a hydrogen-bridge junction and predict a significant inelastic contribution to the current noise.

**Model & methods.** The system we consider can be represented as a central device region which is tunnel-coupled to non-interacting metallic leads  $\hat{H} = \hat{H}_C + \hat{H}_{L,R} + \hat{H}_T$ . Neglecting the spin degree of freedom, the central region can be described by the Hamiltonian

$\hat{H}_C = \hat{H}_0 + \sum_{i,j} \hat{b}_i^\dagger \hat{b}_j + \sum_{i,j} M_{ij} \hat{\alpha}_i^\dagger \hat{\alpha}_j (\hat{b}_i^\dagger + \hat{b}_i)$ , where  $\hat{\alpha}_i^\dagger$  and  $\hat{b}_i^\dagger$  are the electron and phonon creation operators,  $\hat{H}_0 = \sum_{i,j} H_{ij} \hat{\alpha}_i^\dagger \hat{\alpha}_j$  is the single-particle effective Hamiltonian of the electrons moving in a static arrangement of atomic nuclei, and  $M_{ij}$  is the e-ph coupling matrix for the  $i$ -th phonon mode. Here, boldface notation stands for matrix over electronic space. The leads and tunneling Hamiltonians are given by  $\hat{H}_{L,R} = \sum_{k;=L,R} \epsilon_k \hat{c}_{jk}^\dagger \hat{c}_{jk}$  and  $\hat{H}_T = \sum_{k;=L,R} (V_{jk}^i \hat{c}_{jk}^\dagger \hat{\alpha}_i + \text{h.c.})$ . The states in the leads are occupied according to the Fermi distribution  $f(\epsilon) = [1 + e^{(\epsilon - \mu)/k_B T}]^{-1}$ , where  $k_B T$  is the inverse temperature and  $\mu$  is lead chemical potential, with  $\epsilon_{L,R} = eV$  fixed by the applied bias voltage.

To calculate the current and the noise we employ the extended NGF technique [18] to find the cumulant generating function  $S(\epsilon) = I + i\epsilon S = (2e^2)^{-1} \epsilon^2 + \dots$ , from which the current  $I$  and the noise  $S$  can be calculated straightforwardly. The key idea [19] is to modify the Hamiltonian by adding a time-dependent phase  $\theta(t) = 2e\epsilon t$  to the tunneling matrix elements  $V_{L,jk}^i$ , with  $\theta(t) = \theta(t)$  for  $t$  on the upper and the lower Keldysh contour, respectively. It has been shown in Ref. [20] for the Anderson model, that  $\partial S(\epsilon)/\partial \epsilon$  is related to the Keldysh Green's function  $G(t; t^0) = i \text{Tr} \hat{G}(t) \hat{G}^\dagger(t^0)$ , where the expectation value is now evaluated in the presence of  $\theta(t)$ . Generalizing that result to the multilevel case, we write

$$\frac{\partial S(\epsilon)}{\partial \epsilon} = \frac{2}{2\pi} \text{Tr} \int_{-i\infty}^{i\infty} d\epsilon_L \int_{-i\infty}^{i\infty} d\epsilon_R (1 - f_L) G^+ + e^i f_L G^+ \text{lg} \quad (1)$$

Here  $\epsilon_{ij}(\epsilon) = 2 \sum_k V_{jk}^i V_{jk}^j (\epsilon - \epsilon_k)$  is the level broadening due to the coupling to lead- and  $G^+$ ,  $G^+$  are appropriate components of the solution of the non-equilibrium Dyson equation  $G = g + g G$ . The check sign indicates matrices in the Keldysh space and the superscripts  $\pm$  correspond to the forward/backward branch of the Keldysh-contour. The matrix  $g$  is Green's function of the system in the presence of the leads and of the counting field but without the

e-ph interaction. Its inverse is given by

$$g^{-1}(\omega) = \frac{1}{i_L e^{-i} [1 - \frac{H_0}{f_L(\omega)}]} \frac{[f_R(\omega) - 1]}{i_R [1 - \frac{H_0}{f_R(\omega)}]} \frac{i_L e^{-i} f_L(\omega) + i_R f_R(\omega)}{1 + H_0 \frac{f_L(\omega) + f_R(\omega)}{f_L(\omega) f_R(\omega)}} : \quad (2)$$

As  $g$  already includes the coupling to the leads,  $\Sigma$  is the self-energy solely due to the e-ph coupling. Being interested in the weak coupling limit, we expand the Dyson equation to the lowest (second) order in the e-ph coupling  $G = g + g^{(2)}g$ , where  $g^{(2)}$  is given by the Fock diagram (Fig. 1);  $\Sigma = \Sigma^{(2)}$

$$g^{(2)}(\omega) = i \sum_{\mathbf{q}} \frac{X_{\mathbf{q}}}{2} \frac{d_{\mathbf{q}}(\omega)}{d_{\mathbf{q}}(\omega) - \omega} d_{\mathbf{q}}(\omega) M_{\mathbf{q}} \cdot g(\omega) M_{\mathbf{q}} : \quad (3)$$

The Hartree term has been neglected since it cannot contribute by any truly dynamical features in which we are primarily interested. Above,  $d_{\mathbf{q}}(\omega)$  stand for free phonon Green's functions for the  $\mathbf{q}$ -th phonon mode  $d_{\mathbf{q}}(\omega) = \frac{1}{i(2N_{\mathbf{q}} + 1)(\omega - \omega_{\mathbf{q}} - i\gamma_{\mathbf{q}})} \frac{\omega_{\mathbf{q}}}{\omega_{\mathbf{q}} - i\gamma_{\mathbf{q}}}$ , and  $d_{\mathbf{q}}^r(\omega) = \frac{1}{2i[(N_{\mathbf{q}} + 1)(\omega - \omega_{\mathbf{q}} - i\gamma_{\mathbf{q}}) + N_{\mathbf{q}}(\omega - \omega_{\mathbf{q}} + i\gamma_{\mathbf{q}})]}$ , with  $N_{\mathbf{q}}$  the (generally non-equilibrium) occupation of mode  $\mathbf{q}$ .

Truncating the Dyson equation to the second order in  $M_{\mathbf{q}}$  directly yields the expressions for  $G = G_0$  and  $\Sigma = \Sigma_0$ , which are the ingredients to evaluate the current and the noise. Integration over energy can be performed analytically assuming the electronic structure to be slowly changing over few multiples of a typical phonon energy around the Fermi level  $E_F$  and approximating  $\Sigma(\omega) \approx \Sigma(E_F)$  and  $g^r_{\omega=0}(\omega) \approx g^r_{\omega=0}(E_F)$  [8, 9, 10, 11].

Physically important non-equilibrium phonon heating effects [21] can be qualitatively taken into account by a rate equation for the average phonon occupation number  $N_{\mathbf{q}}$  [7], which can be viewed as a kinetic-equation-like approximation to the full NGF studies [12, 15]. In the broad-level approximation introduced above, this leads to a bias-dependent occupation number  $N_{\mathbf{q}}(V) = n_B(\omega_{\mathbf{q}}) + \alpha_{\mathbf{q}} n_{\mathbf{q}}(V)$ , where  $n_B(\omega) = 1/(e^{\beta\hbar\omega} - 1)$  is the Bose distribution,  $\alpha_{\mathbf{q}}$  is a parameter which depends on strength of the external phonon damping, and  $n_{\mathbf{q}}(V)$  takes into account the power dissipated by the transport electrons into the phonon mode [8]. In the following we will focus on the two opposite regimes of (i) thermally equilibrated phonons ( $\alpha_{\mathbf{q}} = 0$ ), and (ii) non-equilibrated phonons ( $\alpha_{\mathbf{q}} = 1$ ). In this case it is  $n_{\mathbf{q}}(V) \approx (e^{\beta\hbar\omega_{\mathbf{q}}} - 1)^{-1} \approx 4$  for  $k_B T \approx \hbar\omega_{\mathbf{q}}$  [11].

Analysis. For sake of clarity, we focus here only on the case of a single electronic level  $\omega_0$  with symmetric coupling to both leads  $\Gamma_L = \Gamma_R = \Gamma$  and coupled to a single phonon mode with frequency  $\omega_0$ , occupation  $N_0$  and coupling constant  $M$ . Already such a simple model reveals

many essential features of inelastic transport through nano-junctions such as the phonon-induced step behavior of the differential conductance [5, 16]. Before focusing on the inelastic corrections to the noise, we shortly reexamine the results for the current. We find that the current through the device is given by  $I = I_{el} + I_{inel}$ , with  $I_{el} = (e^2/h)TV$  and

$$I_{inel} = \frac{e}{2} \frac{e_{ph} \hbar}{2T} \frac{W(N-1)}{1} \frac{W(N+1)}{2} + (2N_0 + 1) \frac{3}{4T} \frac{W}{N}; \quad (4)$$

with the reduced voltage  $V = eV/\hbar\omega_0$ , the dimensionless e-ph coupling  $e_{ph} = M^2 T^2 = \frac{1}{2}$ , and  $W(x) = x \coth(\frac{x}{2})$ . Here  $T$  is the elastic transmission coefficient  $T = \frac{4\Gamma^2}{(\Gamma^2 + \omega_0^2)^2} = \frac{4}{(2 + \omega_0^2)^2}$  and  $\omega_0 = (E_F - \epsilon_0)$  gives the position of the single level with respect to the Fermi energy. The inelastic current results then from the sum of two contributions with distinct behavior with respect to the bias voltage: while the first term of Eq. (4), which is responsible for the step features in the non-linear conductance, saturates to constant values for  $|V| > 1$ , the second one grows linearly with  $V$  for  $N_0 = n_B(\omega_0)$  and quadratically in the case of non-equilibrated phonons. This second term has a clear physical interpretation in terms of electrons experiencing the coupling to the phonon as a stochastic quasi-static shift in the energy of the level. This in turn affects the transmission coefficient, which becomes dependent on the displacement of the oscillator  $Q$ . Averaging over  $Q$  and retaining only terms to the second order in  $M$  one obtains

$$\langle I(Q) \rangle = \frac{2}{(\Gamma - M Q)^2 + \frac{\omega_0^2}{2}} T + e_{ph} \frac{3}{4T} \hbar Q^2 i; \quad (5)$$

where  $\langle \dots \rangle$  indicates the average over a stationary distribution of the oscillator, so that  $\hbar Q i = 0$  and  $\hbar Q^2 i = (2N_0 + 1)$ . We can therefore interpret the last term of Eq. (4) in terms of an elastic-like contribution with averaged transmission over the fluctuating position of the oscillator [25]

We now turn to the main result of our work which is the phonon-assisted noise. The current noise through the device is given by  $S = S_{el} + S_{inel}$ , with the standard expression for the elastic noise  $S_{el} = (e^2/h) f T^2 = T(1$

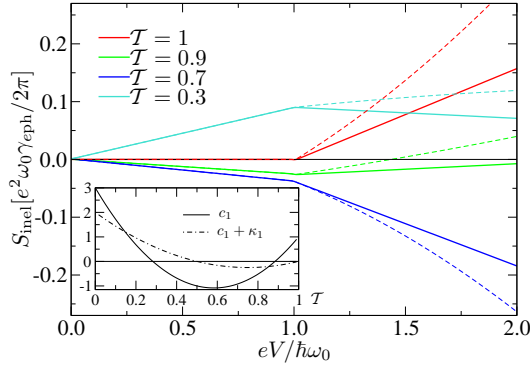


FIG. 1: (Color online) Inelastic noise  $S_{\text{inel}}$  as a function of the bias voltage at zero temperature  $T = 0$  for different values of the transmission coefficient. Both cases of equilibrated ( $d = 0$ , thick lines) and non-equilibrated phonons ( $d = 1$ , dashed lines) are shown. Inset: Plot of  $c_1$  ( $T = 0$ ;  $j = 1$ ) and  $(c_1 + \kappa_1)$  ( $T = 0$ ;  $j = 0$ ) as a function of  $T$  ( $N_0 = 0$  for these parameter values).

$T) \sim \frac{1}{2} W(V) g$  [22] and with

$$S_{\text{inel}} = \frac{e^2 \epsilon_{\text{eph}}}{2} \frac{h}{2\pi} \frac{c_0}{\epsilon_{\text{eph}}} + c_1 W(V) + \sum_{s=1}^{\infty} \frac{W(V+s)}{2} W(V) - \frac{2}{\epsilon_{\text{eph}}} \sum_{s=1}^{\infty} s W^0(V+s) \quad (6)$$

being the correction due to inelastic scattering. Here  $W^0(x) = dW/dx$  and the coefficients read  $c_0 = 4(2N_0 + 1)T(5 - 6T)$ ,  $c_1 = (2N_0 + 1)(12T^2 - 14T + 3)$ ,  $\epsilon_{\text{eph}} = 4T(1 - T)(1 + 2N_0)f[1 + 2N_B(1)] - 2\epsilon_{\text{eph}}(1 - 2T)$ ,  $\epsilon_{\text{eph}} = 4T(1 - T)[1 + 2N_B(1)] - (1 - 2T)(1 + 2N_0)$ , and, finally,  $\epsilon_{\text{eph}} = 2T(1 - 2T)$ . In the zero bias limit  $S_{\text{inel}}$  satisfies the fluctuation-dissipation theorem, i.e.  $S_{\text{inel}}(V=0) = 2G_{\text{inel}} = \frac{1}{2} \frac{dI_{\text{inel}}}{dV}(V=0)$  is the inelastic correction to the linear conductance.

Similarly as for the current, we interpret the first term of Eq. (6) as a quasi-static correction to the elastic noise due to averaged transmission over the displacement of the oscillator. In fact, along the same line which lead to Eq. (5), it is easy to see that  $\epsilon_{\text{eph}} c_0$  and  $\epsilon_{\text{eph}} c_1$  correspond exactly to the contribution of order  $M^2$  to  $\hbar T(Q)^2$  and  $\hbar T(Q)(1 - T(Q))$ , respectively. The remaining terms are dynamic contributions which take into account the phonon exchange effects. Analogously to the current, the quasi-static contribution has a distinct voltage behavior compared to the dynamic one for large voltage, being the only one which does not saturate for  $|V| > 1$ .

In the limit of zero temperature Eq. (6) simplifies noticeably becoming

$$S_{\text{inel}}(V=0) = \frac{e^2 \epsilon_{\text{eph}}}{2} \frac{h}{2\pi} \frac{c_0}{\epsilon_{\text{eph}}} + c_1 \frac{h}{2\pi} \frac{1}{\epsilon_{\text{eph}}} V^2 \quad (7)$$

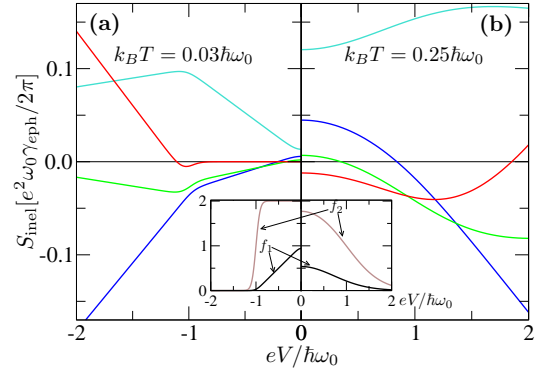


FIG. 2: (Color online) Temperature dependence of inelastic noise. (a)  $S_{\text{inel}}$  for the case of equilibrated phonons ( $d = 0$ ) at  $k_B T = 0.03 \hbar \omega_0$  (a typical experimental value [3, 8]). Different lines correspond to various values of the transmission coefficient  $T$  (color code identical to Fig. 1). (b) Same as in (a) but at higher temperature  $k_B T = 0.25 \hbar \omega_0$ . Inset: Plots of  $f_1(V) = \frac{1}{2}[W(V+1) - 2W(V) + W(V-1)]$  and  $f_2(V) = W^0(V+1) - W^0(V-1)$  at  $k_B T = 0.03 \hbar \omega_0$  (left panel) and  $k_B T = 0.25 \hbar \omega_0$  (right panel). These functions characterize the dynamic contributions to  $S_{\text{inel}}$  in Eq. (6).

The inelastic noise is then a piecewise function characterized by the coefficient  $c_1$  for  $|V| > 1$  and by the combination  $(c_1 + \kappa_1)$  for  $|V| < 1$ , which takes into account the competition between quasi-static contribution and the dynamic one. The signs of these coefficients determine whether  $S_{\text{inel}}$  is an increasing or decreasing function of voltage, leading to the rich behavior presented in Fig. 1. Interestingly, depending on the value of  $T$  both  $(c_1 + \kappa_1)$  and  $c_1$  can be negative, resulting in a negative contribution to the inelastic noise. In other words, for a rather wide range of transmissions, phonon scattering events lead to suppression of the current noise through the device. Note that both  $c_1$  and  $\kappa_1$  may depend on voltage via  $N_0$ . However, since the phonon heating becomes effective only above the phonon emission threshold,  $S_{\text{inel}}$  is always a linear function for  $|V| < 1$ , while energy accumulation into the phonon mode results in the quadratic increase of  $S_{\text{inel}}$  for  $|V| > 1$  in the case of no external damping (non-equilibrated phonons,  $d = 1$ ).

For finite temperatures qualitatively new features appear (see Fig. 2). For small temperatures the curves get rounded around  $V = 1$  and for high transmission even an additional dip occurs (see Fig. 2a). The changes become more pronounced if the temperature is of the order of the phonon frequency, when the kinks of  $S_{\text{inel}}$  are largely washed out. Nevertheless, it is still possible for a wide set of parameters to have a negative inelastic correction to the noise and even a sign change at some finite  $|V|$  (see Fig. 2b).

Results. We apply now our formulas to the case of a single hydrogen molecule between platinum atomic contacts [2]. Experimentally, it has been shown that hydro-

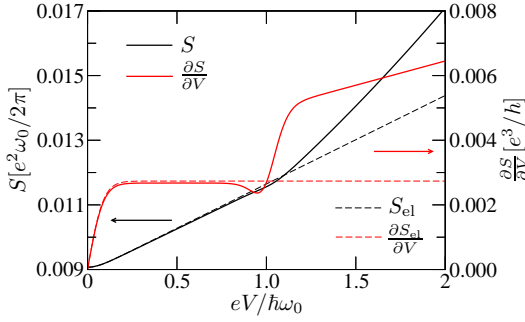


FIG. 3: (Color online) Total current noise  $S = S_{el} + S_{inel}$  through a  $D_2$  molecule and its derivative  $\partial S/\partial V$  as a function of voltage. The elastic contributions  $S_{el}$  and  $\partial S_{el}/\partial V$  are plotted as dashed lines for comparison. Parameter values  $k_B T = 0.029 \text{ meV}$ ,  $\omega_0 = 50 \text{ meV}$ ,  $\gamma = 0.9825$ ,  $\epsilon_{ph} = 0.011$  and  $\alpha_d = 1$  are taken from Ref. [8] and correspond to the conductance measurements in Ref. [3]. The noise level at  $eV = \omega_0 = 50 \text{ meV}$  corresponds to experimentally accessible  $3 \cdot 10^{-27} \text{ A}^2/\text{Hz}$ . Phonon heating ( $\alpha_d = 1$ ) responsible for the finite slope of  $\partial S/\partial V$  for  $eV > \omega_0$  must be included because of the large mismatch between the  $D_2$  molecule and Pt atoms.

gen can form a stable bridge between Pt electrodes with conductance close to the quantum unit [2, 3] carried dominantly by a single, almost transparent channel [4]. Such a picture has been confirmed by first principle calculations showing that a single conductance channel forms due to strong hybridization between the  $H_2$  anti-bonding state and the Pt metal states, while the bonding state is not involved in the transport [23].

Fig. 3 represents our prediction for the phonon-assisted noise through a  $D_2$  junction, where typical values for  $T$ ,  $k_B T$  and  $\epsilon_{ph}$  have been taken from Ref. [8] and correspond to the experimental data of Ref. [3]. One main message of our work is that, despite of the very weak e-ph coupling, inelastic corrections give a sizable contribution to the total noise through a  $D_2$  junction for  $eV > \omega_0$ . On the other hand, inelastic corrections are negligible for  $eV < \omega_0$ , thus justifying the interpretation of noise measurements in this regime in terms of elastic theory (as done in [4]).

In conclusion, we have presented a perturbative scheme for the calculation of the inelastic contribution to the current noise in systems with weak e-ph interaction. In the experimentally relevant case of a single broad level, we have derived an analytic expression for the inelastic noise at arbitrary temperature and distinguished terms that correspond to simple renormalization of the transmission coefficient from those which contain true dynamical effects. Applying our theory to the case of a  $D_2$  junction, we predict a sizable contribution to the total noise due to inelastic processes. Our scheme can be straightforwardly extended beyond the present model to cases with multiple electronic levels and phonon modes, asym-

metric coupling to leads, energy-dependent transmission, and/or moderate e-ph coupling with application in current ab-initio methods [8, 9, 10, 11].

We thank M. Brandbyge, J.M. van Ruitenbeek, and Y. Utsumi for useful discussions. We acknowledge the financial support by DFG via SFB 767 (F.H. and W.B.), by the Czech Science Foundation via the grant 202/07/J051 and the Ministry of Education of the Czech Republic via the research plan MSM 0021620834 (T.N.).

Note added: After submission of the present manuscript two related works were published [24].

- 
- [1] Introducing Molecular Electronics, G. Cuniberti, G. Fagas and K. Richter eds. (Springer, Berlin, 2005).
  - [2] R. Smit et al., Nature 419, 906 (2002).
  - [3] D. Djukic et al., Phys. Rev. B 71, 161402(R) (2005).
  - [4] D. Djukic and J.M. van Ruitenbeek, Nano Letters 6, 789 (2006).
  - [5] O. Talet et al., Phys. Rev. Lett. 100, 196804 (2008).
  - [6] M. Kiguchi et al., Phys. Rev. Lett. 101, 046801 (2008).
  - [7] T. Frederiksen et al., Phys. Rev. Lett. 93, 256601 (2004).
  - [8] M. Paulsson, T. Frederiksen, and M. Brandbyge, Phys. Rev. B 72, 201101(R) (2005).
  - [9] J.K. Viljas et al., Phys. Rev. B 72, 245415 (2005).
  - [10] L. de la Vega et al., Phys. Rev. B 73, 075428 (2006).
  - [11] T. Frederiksen et al., Phys. Rev. B 75, 205413 (2007).
  - [12] Y. Asai, Phys. Rev. B 78, 045434 (2008).
  - [13] A. Mitra, I. Aleiner, and A.J.M. Illis, Phys. Rev. B 69, 245302 (2004).
  - [14] J. Koch and F. von Oppen, Phys. Rev. Lett. 94, 206804 (2005).
  - [15] D.A. Ryndyk, M. Hartung, and G. Cuniberti, Phys. Rev. B 73, 045420 (2006).
  - [16] R. Egger and A.O. Gogolin, Phys. Rev. B 77, 113405 (2008).
  - [17] Jian-Xin Zhu and A.V. Balatsky, Phys. Rev. B 67, 165326 (2003); M. Galperin, A. Nitzan, and M.A. Ratner, Phys. Rev. B 74, 075326 (2006).
  - [18] Yu. V. Nazarov, Ann. Phys. 8, 507 (1999); Quantum Noise in Mesoscopic Physics, Yu. V. Nazarov ed. (Springer, Berlin, 2003).
  - [19] L.S. Levitov and M. Reznikov, Phys. Rev. B 70, 115305 (2004).
  - [20] A.O. Gogolin and A. Komnik, Phys. Rev. B 73, 195301 (2006).
  - [21] M. Engelund, M. Brandbyge, and A.P. Jauho, Phys. Rev. B 80, 045427 (2009); M.L. Trowborst et al., ibid. 80, 081407 (2009).
  - [22] Ya. M. Blanter and M. Buttiker, Phys. Rep. 336, 1 (2000).
  - [23] K.S. Thygesen and K.W. Jacobsen, Phys. Rev. Lett. 94, 036807 (2005); V.M. Garcia-Suarez et al., Phys. Rev. B 72, 045437 (2005).
  - [24] T.L. Schmidt and A. Komnik, Phys. Rev. B 80, 041307 (2009); R. Avriller and A. Levy Yeyati, ibid. 80, 041309 (2009).
  - [25] Eq. (4) contains an additional term ( $\epsilon_{ph} = \hbar$ )  $2(1 + 2N_0)(1 - T)eV$  with respect to Refs. [8, 11]. This term gives a finite inelastic contributions to the current also

below the phonon emission threshold.