

Waiting time dynamics of priority-queue networks

Byungjoon Min, K.-I. Goh,* and I.-M. Kim

Department of Physics, Korea University, Seoul 136-713, Korea

(Dated: October 9, 2018)

We study the dynamics of priority-queue networks, generalizations of the binary interacting priority queue model introduced by Oliveira and Vazquez [Physica A **388**, 187 (2009)]. We found that the original AND-type protocol for interacting tasks is not scalable for the queue networks with loops because the dynamics becomes frozen due to the priority conflicts. We then consider a scalable interaction protocol, an OR-type one, and examine the effects of the network topology and the number of queues on the waiting time distributions of the priority-queue networks, finding that they exhibit power-law tails in all cases considered, yet with model-dependent power-law exponents. We also show that the synchronicity in task executions, giving rise to priority conflicts in the priority-queue networks, is a relevant factor in the queue dynamics that can change the power-law exponent of the waiting time distribution.

PACS numbers: 89.75.Da, 02.50.Le, 89.65.Ef

In the last century, queueing theory has proved useful for various problems ranging from operations research to telecommunications [1]. There is a recent resurgence of interest for the queueing theory among the statistical physics community with the application to the problems in human dynamics. Specifically, various queueing models based on the prioritization of tasks, or the priority queue models to be short, have been introduced to account for the heavy-tailed distributions observed in the waiting time and response time distributions [2, 3, 4, 5, 6, 7, 8]. The priority queue model is grounded on the assumption that the human dynamics is the result of an inherent decision-making process of the individual, with implicit priorities assigned for every tasks in his/her task queue, according to which he/she decides which task to execute next.

To be specific, the priority queue model by Barabási [2] consists of a single fixed-length queue, filled with tasks each of which is assigned a priority value drawn randomly when it enters into the queue. Every step the task with the highest priority is executed and is replaced by a new task with random priority value. Upon execution, the waiting time τ , that is, how long the task has sat (waited) on the queue, is measured. Waiting time distribution $P(\tau)$ of the Barabási model has been shown to exhibit a power-law tail for large τ as

$$P(\tau) \sim \tau^{-\alpha}, \quad (1)$$

with the exponent $\alpha = 1$ [2, 3], conforming to the behaviors observed for the e-mail, library loan, and website visitation records [2, 9, 10, 11]. Besides the human dynamics, however, due to the extremal nature of its dynamics the priority queue model would bear implications also to disparate problems in extremal dynamics, such as the Bak-Sneppen model for biological evolution [12] and invasion percolation [4].

Barabási model purposefully simplified many aspects of potential importance in realistic human dynamics, serving as a starting framework on which various detailed factors can be embedded [13, 14, 15, 16, 17]. One important factor that was not been accounted for is the human interaction. In the modern society, human engages in a large array of interactions with other individuals in various modes. As a result, typical activity of a person is not an outcome of completely autonomous decisions, but of delicate compromises and balanced conflicts between often competing priorities. The impact of such a human interaction on the patterns of human dynamics, the waiting time distributions in particular, has been addressed recently by Oliveira and Vazquez (OV) [17]. They introduced a minimal model consisting of two interacting priority queues with interacting (I) and non-interacting (O) tasks. The human interaction is taken account for in a way that the I -task is executed only when both of the individual choose to execute them, that is, an AND-type protocol for the execution of I -task. Through this model they showed that the power-law waiting time distribution still persists against the introduction of human interaction, but it has an effect that the power-law exponent α of $P(\tau)$ can take numerable values other than 1 depending on the queue length.

Yet, the effect of human interactions for a system of more than two queues, or the queue *network* in general, has not been fully addressed. Such a question should be highly meaningful given the increasingly active engagement in various social networking of individuals forming complex network structures [18, 19, 20]. In this regard, here we study the dynamics of priority-queue network by generalizing the OV model. Specifically we focus on the scalability of the interaction protocols and the waiting time distribution under various model settings such as the number of queues (network size) and interaction topology.

Priority-queue network— To construct a priority-queue network of N queues, we follow the OV model to divide the tasks into two classes; I - and O -tasks. A

*Email: kgoh@korea.ac.kr

queue has one I -task for each neighbor in the network, in addition to an O -task. Thus a queue node i with degree k_i (degree is the number of links connected to the node) has a queue with fixed length $L_i = k_i + 1$. We denote the I -task of the node i paired with the node j as I_{ij} , and the O -task of the node i as O_i . Given the network configuration and the queue discipline such as the interaction (*e.g.*, AND- or OR-type) and update protocols (*e.g.*, parallel or sequential), a priority-queue network is specified. Initially each task is given a priority value drawn from a uniform distribution in $[0, 1)$. Then each step, each node chooses its highest priority task. The execution of the selected tasks is determined by the queue discipline: In the AND-type protocol, random sequential update case (the OV model), for example, we choose a random node, say i . If the highest priority task of i is O_i , then it is executed. If it is an I -task, say I_{ij} , it is executed only if I_{ji} is also the highest priority task of the conjugate node j . Otherwise, node i executes O_i instead. The waiting times of the executed tasks are recorded, and the executed tasks are replaced with new tasks each with a random priority value in uniform $[0, 1)$. N such updates constitute a Monte Carlo step (MCS), which is the time unit of waiting time measurement.

OV model on networks— We first consider the generalization of the OV model for $N > 2$ queues. We consider the model on two representative network configurations, the star graph and fully-connected network, for various N . The resulting waiting time dynamics reveal an important phenomenon, the dynamic freezing due to priority conflict. The priority conflict occurs when a node i has I_{ij} as highest priority task, but the node j has another, say I_{jk} , as its highest priority, in conflict with each other.

The star topology is less vulnerable to such a dynamic freezing since leaf-nodes can resolve it, primarily by updating priority of the O -task repeatedly. As a result, we have a power-law decaying $P(\tau)$ (Fig. 1a-b). The power-law exponent α is found to be independent of the network size N ; for the I -tasks $\alpha_I \approx 2$, and for the O -tasks $\alpha_O \approx 3$ irrespective of being hub or leaf nodes. This result is consistent with the OV model with $L = 2$, so on top of star graph, it behaves essentially the same as in the binary OV model.

On the other hand, the dynamics is quite different in loopy networks such as the fully-connected networks, which are highly susceptible to conflicts that cannot be resolved readily. As a consequence, the number of executed I -tasks, $\eta(t)$, decays rapidly in time, either algebraically for small N , or exponentially for large $N \gtrsim 10$ (Fig. 1c-d), and eventually the dynamics gets frozen, with the time scale decreasing with N . In real social networks, we have strong empirical evidences of high propensity of transitive triad relations (cyclic interactions between three individuals) [20, 21] and clique (fully-connected subgraph) structure [20, 22], so the AND-type interaction protocol would strongly suffer the dynamic freezing, rendering itself unrealistic towards realistic modeling of the network effects in human dynamics.

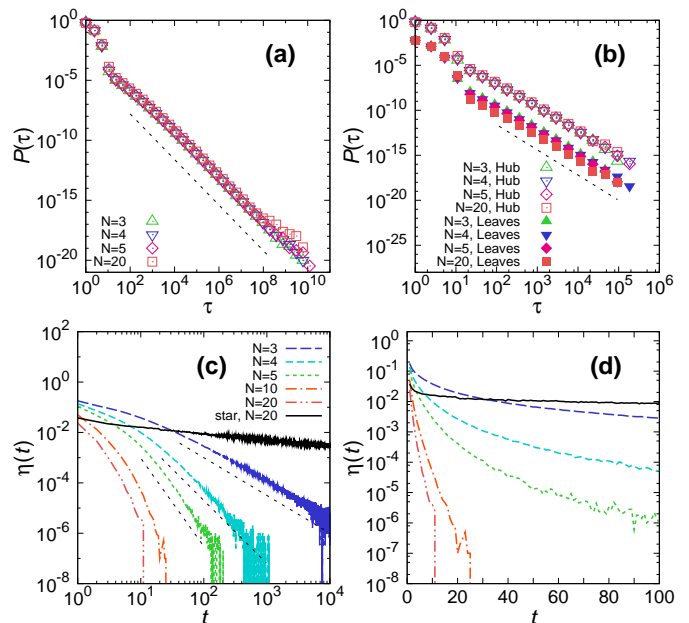


FIG. 1: (Color Online) (a–b) The waiting time distribution $P(\tau)$ of the OV model on star networks for I -tasks (a) and for O -tasks (b), with various $N = 3, 4, 5, 20$. Both $P(\tau)$ decay with an asymptotic power law with N -independent exponent, $\alpha_I \approx 1.9$ (a) and $\alpha_O \approx 2.8$ (b), indicated respectively with dotted lines. Deviations from the power law for large τ for large N are due to the finite simulation time (10^{10} steps). (c–d) The double logarithmic (c) and semi-logarithmic (d) plots of the number of executed I -tasks, $\eta(t)$, for the OV model on fully-connected networks starting from random initial priority assignments versus time. Different dotted line patterns are used for different network size N (see legend). For small N , $\eta(t)$ decays algebraically with N -dependent exponent (c) while it decays exponentially for large $N \gtrsim 10$ (d). Indicated slopes of dotted line are 1.5, 2.5, and 3.5, from right to left, drawn for the eye. Also shown is $\eta(t)$ for $N = 20$ with the star graph topology (black solid) for comparison.

Priority-queue network with OR-type protocol: The OR model— Not all human I -tasks should follow the AND-type protocol. As an alternative, an OR-type protocol would be more reasonable for the tasks which require simultaneous actions of two or more individuals but the action can be initiated primarily by either of them, such as the phone call conversation [23] and the instant messaging [24]. For such class of I -tasks, the potential priority conflict can be instantly overridden; we normally just answer the incoming phone call, for example. To model such situations, we introduce the priority-queue network with the OR-type interaction protocol by modifying the OV model as follows: a) Each step we choose a random node, say node i . b) If its highest priority task is an I -task, say I_{ij} , the two tasks I_{ij} and I_{ji} are executed regardless of the priority value of I_{ji} ; If O_i is the highest priority task, only that is executed. c) Priorities of all the executed tasks are randomly reassigned. We refer this model to as the OR model hereafter.

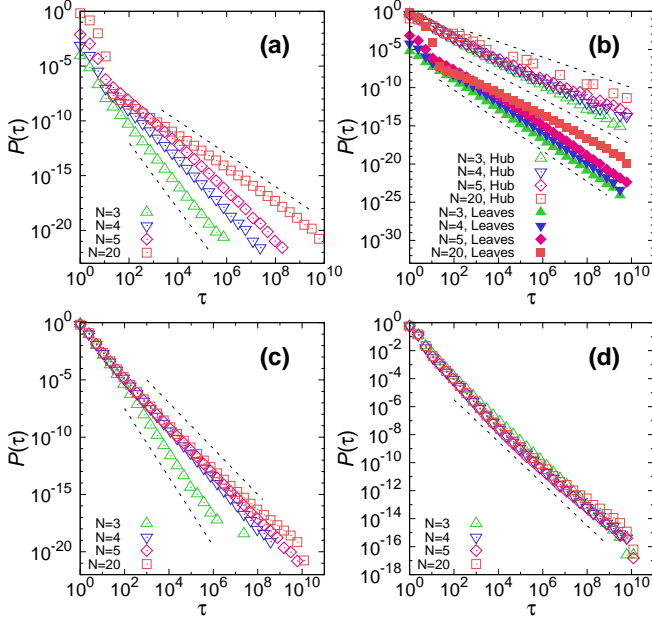


FIG. 2: (Color online) (a–b) The waiting time distribution $P(\tau)$ of the OR model on star topology with $N = 3, 4, 5, 20$. (a) $P(\tau)$ for I -tasks decay as power laws asymptotically and the power-law exponent decreases as N from $\alpha_I \approx 3$ for $N = 3$ to $\alpha_I \approx 1.5$ for $N = 20$. (b) $P(\tau)$ for O -tasks show distinct behaviors between the hub node (open symbols) and leaf nodes (full symbols). For the hub node, the power-law exponent varies from $\alpha_{O,hub} \approx 1.5$ for $N = 3$ to $\alpha \approx 1$ for $N = 20$. For the leaf nodes, $P(\tau)$ decays faster, with exponents ranging from $\alpha_{O,leaf} \approx 2$ for $N = 3$ to $\alpha_{O,leaf} \approx 1.5$ for $N = 20$. For I -task and leaf nodes’ O -task, we shifted $P(\tau)$ curve vertically to enhance visibility. (c–d) $P(\tau)$ of the OR model on fully-connected topology. (c) $P(\tau)$ for I -tasks decay with asymptotic powers, with exponents decreasing with N from $\alpha_I \approx 3$ for $N = 3$ to $\alpha_I \approx 2$ for $N = 20$. (d) $P(\tau)$ for O -tasks follow the power-law decay with N -insensitive exponent $\alpha_O \approx 1.5$. Deviations for large τ are due to finite simulation time. All quoted slopes are indicated with dotted lines drawn for the eye.

For the OR model, $P(\tau)$ still exhibit power-law tails for both star and fully-connected network topology, yet the power-law exponent α depends on the network size N as well as the network topology in a diverse way. First, in the star topology, α decreases as N increases: For I -tasks, it exhibits values from $\alpha_I \approx 3$ for $N = 3$ to $\alpha_I \approx 1.5$ for $N = 20$ (Fig. 2a); For O -tasks, the exponent exhibits distinct values for the hub and leaf nodes, changing from $\alpha_{O,hub} \approx 1.5$ for $N = 3$ to $\alpha_{O,hub} \approx 1.0$ for $N = 20$ for the hub node, whereas for the leaf nodes it changes from $\alpha_{O,leaf} \approx 2.0$ for $N = 3$ to $\alpha_{O,leaf} \approx 1.5$ for $N = 20$ (Fig. 2b). Moreover, for the hub-node, the mean waiting time $\langle \tau \rangle_{O,hub}$ of O -tasks diverges with the exponent $\alpha < 2$, similarly to the Poisson queue placed on the hubs in scale-free networks [25]. For other tasks, $P(\tau)$ with $\alpha < 2$ for large N is accompanied by the peak at $\tau = 1$, rendering the average waiting time finite.

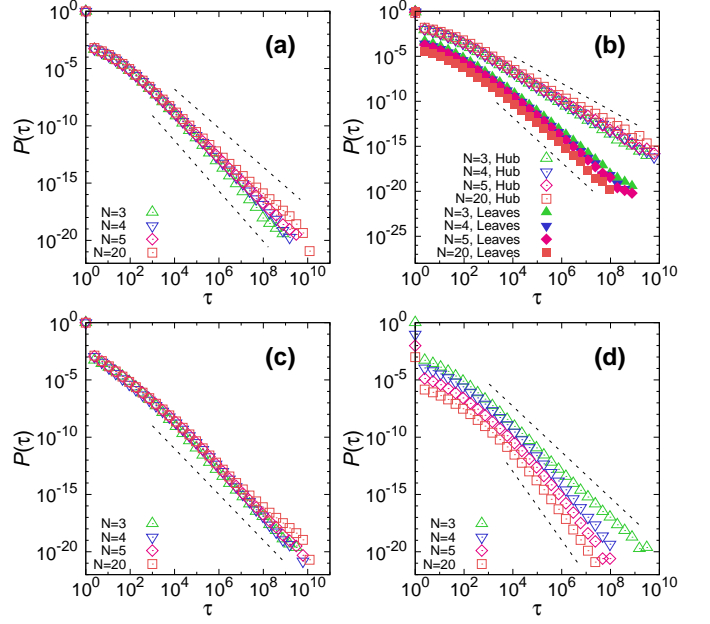


FIG. 3: (Color online) The waiting time distribution $P(\tau)$ of the OR model with parallel updates. (a–b) $P(\tau)$ of the parallel OR model on star topology for the I -tasks (a) and the O -tasks (b). For I -tasks, the power-law decay of $P(\tau)$ exhibits a weak N -dependence, as the exponent varies from $\alpha_I \approx 2.2$ for $N = 3$ to $\alpha_I \approx 1.7$ for $N = 20$. For O -tasks, hub and leaf nodes exhibit different N -insensitive power laws with $\alpha_{I,hub} \approx 1.5$ for the hub and $\alpha_{I,leaf} \approx 2.5$ for the leaf nodes. (c–d) $P(\tau)$ of the parallel OR model on fully-connected topology. For I -tasks the power-law exponent is found to be insensitive to N as $\alpha_I \approx 2$ (c). For O -tasks, however, the asymptotic power-law exponent increases with N , from $\alpha_O \approx 2$ for $N = 3$ to $\alpha_O \approx 3$ for $N = 20$. In (d), the $P(\tau)$ curves for different N are shifted vertically to enhance comprehensibility. All quoted slopes are indicated with dotted lines drawn for the eye.

In the fully-connected topology, the power-law exponent α weakly depends on N . For the I -tasks, it decreases with N from $\alpha_I \approx 3$ for $N = 3$ to $\alpha_I \approx 2$ for $N = 20$ (Fig. 2c). For the O -tasks, on the other hand, α_O is rather stable against N as $\alpha_O \approx 1.5$ (Fig. 2d). This result implies that on the fully-connected networks, I -tasks are executed with finite mean waiting times while O -tasks on average have to wait on the queue infinitely long to be executed. Taken together, the OR model on networks implicates the importance of not only the overall network structure but also individual node’s topological position on determining the dynamics of networking priority-queue nodes.

Priority-queue network with parallel updates— Update rule in discrete time dynamic models has been known to affect the dynamics considerably [26]. Thus it is informative to study the effect of update rule in priority-queue models. To this end, we consider the parallel update rule by modifying the OR model as follows: a) Each step, each node chooses its highest priority task. b) We sort

all chosen tasks by the priority values, and execute them in order of priority, while each node can execute at most one task each step. That is, if the priority of I_{ij} is higher than that of I_{jk} , then the node j executes the task I_{ji} upon request from i before I_{jk} , which subsequently cannot be executed in this step. *c*) All the executed tasks are assigned new random priorities, completing a MCS. Priority conflict may occur at the step *a*), but it is not as problematic as in the AND-type protocol case even in the fully-connected topology, due to the partial resolution in *b*). We found, however, that it is strong enough to affect the waiting dynamics of the priority-queue network: it can reshape $P(\tau)$ in a significant way, because the tasks in the tail ($\tau \neq 1$) are particularly strongly affected.

The waiting time distribution $P(\tau)$ of the OR model with parallel update unanimously exhibits a probability weight strongly concentrated at $\tau = 1$ followed by an asymptotic algebraic tail (Fig. 3). On the star graph topology, the decay exponent α shows less variation compared to the sequential update case: It changes from $\alpha_I \approx 2.2$ for $N = 3$ to $\alpha_I \approx 1.7$ for $N = 20$ for the *I*-tasks (Fig. 3a). For the *O*-tasks, it is insensitive to N , yet exhibits different values for the hub and leaf nodes, as $\alpha_{O,hub} \approx 1.5$ and $\alpha_{O,leaf} \approx 2.5$, respectively (Fig. 3b), decaying faster than the sequential case. For the fully-connected networks, the power-law decay exponent for the *I*-tasks is $\alpha_I \approx 2$, insensitive to N (Fig. 3c), while for the *O*-tasks, it even increases with N , from $\alpha_O \approx 2$ for $N = 3$ to $\alpha_O \approx 3$ for $N = 20$ (Fig. 3d). The presence of strong peak at $\tau = 1$ renders the mean waiting time of all tasks finite, which is due to the partial resolution rule we implemented in the model. These results demonstrate clearly that the update rule in the priority queue network strongly affect the overall dynamics in a nontrivial way.

Summary and Discussion— In this paper, we have generalized the binary interacting priority queue model, the OV model, into a queue network, showing that the OV model is not easily generalizable onto loopy networks as the dynamics gets frozen due to substantial priority con-

flicts. We then introduced a modified model, the OR model, which can be put on top of any network topology. It is shown that OR model exhibits power-law decaying waiting time distribution $P(\tau)$, Eq. (1), yet with diverse values of the exponent α depending on the global network topology, local position of queue nodes on the network, as well as the queue discipline such as the update rule.

The fundamental factor driving the diverse behaviors of the interacting priority queue models is the existence of priority conflicts. Different global network topology and distinct network position of nodes impose different degree of conflicts and the resolution thereof. In the perspective of human dynamics modeling, its introduction seems reasonable, for such conflicts are more of a rule than an exception in daily decision making of modern human life. A crucial question remains at this point. The dependence of waiting time dynamics of a priority queue node (a human) on the global or local network topology that we found in this work has never been gauged from the empirical data yet. Candidate datasets for this end would be the mobile phone data [23] or the instant messaging data [24], for which power-law-like waiting time distributions have been reported. The waiting time τ in this work is measured for each task, that is for each link, differently from what have been previously measured from data in Refs. [23, 24], so a direct comparison cannot be made. Appropriate measurements with these datasets would reveal the relevance of the priority-queue network models studied in this work and the role of interactions in human dynamics in general.

Acknowledgments

This work was supported by the Korea Research Foundation Grant funded by the Korean Government (MOEHRD) (KRF-2007-331-C00111).

-
- [1] D. Gross and C. M. Harris, *Fundamentals of queueing theory* (Wiley, New York, 1998).
 - [2] A.-L. Barabási, *Origin of bursts and heavy tails in human dynamics*. Nature (London) **435**, 207 (2005).
 - [3] A. Vazquez, *Exact solution of Barabasi model of human dynamics*. Phys. Rev. Lett. **95**, 248701 (2005).
 - [4] A. Gabrielli and G. Caldarelli, *Invasion percolation and critical transient in the Barabasi model of human dynamics*. Phys. Rev. Lett. **98**, 208701 (2007).
 - [5] A. Cobham, *Priority assignment in waiting line problems*. J. Op. Res. Soc. **2**, 70 (1954).
 - [6] J. G. Oliveira and A.-L. Barabasi, *Human dynamics: Darwin and Einstein correspondence patterns*. Nature (London) **437**, 1251 (2005).
 - [7] G. Grinstein and R. Linsker, *Biased diffusion and universality of model queues*. Phys. Rev. Lett. **97**, 130201 (2006).
 - [8] N. Masuda, J. S. Kim, and B. Kahng, *Priority queues with bursty arrivals of incoming tasks*. Phys. Rev. E **79**, 036106 (2009).
 - [9] A. Vazquez, J. G. Oliveira, Z. Dezsó, K.-I. Goh, I. Kondor, and A.-L. Barabasi, *Modeling bursts and heavy tails in human dynamics*. Phys. Rev. E **73**, 036127 (2006).
 - [10] K.-I. Goh and A.-L. Barabasi, *Burstiness and memory in complex systems*. EPL **81**, 48002 (2008).
 - [11] For a different interpretation of the e-mail data statistics, see, for example, R. D. Malmgren, D. B. Stouffer, A. E. Motter, and L. A. Amaral, *A Poissonian explanation for heavy tails in e-mail communication*. Proc. Natl. Acad. Sci. USA **105**, 18153 (2008).
 - [12] P. Bak and K. Sneppen, *Punctuated equilibrium and criticality in a simple model of evolution*. Phys. Rev. Lett. **71**, 4083 (1993).
 - [13] A. Vazquez, *Impact of memory on human dynamics*.

- Physica A (Amsterdam) **373**, 747 (2007).
- [14] P. Blanchard and M. O. Hongler, *Modeling human activity in the spirit of Barabási's queueing systems*. Phys. Rev. E **75**, 026102 (2007).
- [15] B. Gonçalves and J. J. Ramasco, *Human dynamics revealed through Web analytics*. Phys. Rev. E **78**, 026123 (2008).
- [16] T. Zhou, H. A. T. Kiet, B. J. Kim, B.-H. Wang, and P. Holme, *Role of activity in human dynamics*. EPL **82**, 28002 (2008).
- [17] J. G. Oliveira and A. Vazquez, *Impact of interactions on human dynamics*. Physica A (Amsterdam) **388**, 187 (2009).
- [18] R. Albert and A.-L. Barabasi, *Statistical mechanics of complex networks*. Rev. Mod. Phys. **74**, 47 (2002).
- [19] G. Caldarelli, *Scale-free networks: Complex webs in nature and technology* (Oxford University Press, Oxford, 2007).
- [20] S. Wasserman and K. Faust, *Social Network Analysis* (Cambridge University Press, Cambridge, 1994).
- [21] M. E. J. Newman and J. Park, *Why social networks are different from other types of networks*. Phys. Rev. E **68**, 036122 (2003).
- [22] G. Palla, I. Derényi, I. Farkas, and T. Vicsek, *Uncovering the overlapping community structure of complex networks*. Nature (London) **435**, 814-818 (2005).
- [23] J. Candia, M. C. Gonzalez, P. Wang, T. Scheonharl, G. Madey, and A.-L. Barabási, *Uncovering individual and collective human dynamics from mobile phone records*. J. Phys. A **41**, 224015 (2008).
- [24] J. Leskovec and E. Horvath, *Planetary-scale views on an instant-messaging network*. in *WWW '08: Proceeding of the 17th international conference on World Wide Web, Beijing, China, 2008* (ACM, New York, 2008), pp. 915.
- [25] H. K. Lee, K.-I. Goh, B. Kahng, and D. Kim, *Internet data packet transport: From global topology to local queueing dynamics*. Int. J. Bifur. Chaos **17**, 2485-2490 (2007).
- [26] N. Rajewsky, L. Santen, A. Schadschneider, and M. Schreckenberg, *The asymmetric simple exclusion process: Comparison of update procedures*. J. Stat. Phys. **92**, 151-194 (1998).