

International Journal of Modern Physics B
 World Scientific Publishing Company

DECONFINEMENT AND QUANTUM LIQUID CRYSTALLINE
 STATES OF DIPOLAR FERMIONS IN OPTICAL LATTICES

Sam T. Carr¹, Jorge Quintanilla² and Joseph J. Betouras³

¹School of Physics and Astronomy, University of Birmingham,
 Birmingham B152TT, U.K.
 sam.carr@physics.org

²ISIS spallation facility, STFC Rutherford Appleton Laboratory,
 Harwell Science and Innovation Campus, OX11 0QX, U.K.
 j.quintanilla@rlac.uk

³University of St. Andrews & SUPA,
 North Haugh, St. Andrews KY16 9SS, U.K.
 Joseph.Betouras@st-andrews.ac.uk

Received Day Month Year

Revised Day Month Year

We describe a simple model of fermions in quasi-one dimension that features interaction-induced deconfinement (a phase transition where the effective dimensionality of the system increases as interactions are turned on) and which can be realised using dipolar fermions in an optical lattice¹. The model provides a realisation of a "soft quantum matter" phase diagram of strongly-correlated fermions, featuring meta-nematic, smectic and crystalline states, in addition to the normal Fermi liquid. In this paper we review the model and discuss in detail the mechanism behind each of these transitions on the basis of bosonization and detailed analysis of the RPA susceptibility.

Keywords: dipolar fermions; optical lattice; phases.

1. Introduction

45 years have passed since John Hubbard identified "understanding [...] the balance between bandlike and atomic-like behaviour" as the key aim of research in strong correlations, and proposed the model that bears his name as the simplest embodiment of that conundrum^{2,3}. Yet, in spite of a plethora of systems lying somewhere between the Fermi liquid and Mott insulator or Wigner crystal states, the fundamental issue remains unresolved. In fact, even the simple Hubbard model has only been solved exactly in one⁴ and in finite⁵ dimensions. Given the notable differences between the physics of these two extreme cases, one expects very rich behaviour in two and three dimensions – as suggested abundantly by experiment.

Faced with the above difficulty, phenomenological scenarios have been put forward to deal with the wealth of experimental information on strongly-correlated quantum matter. For example, "quantum liquid crystal" phases with partially-broken symmetry (or, more generally, incomplete localisation) have been put for-

2 S.T. Carr, J. Quintanilla, J. J. Betouras

ward as the missing links between the Fermi liquid and crystalline states of the fluid of electrons.⁶ Another, closely related focus of attention have been dimensional crossovers⁷ and, in particular, collective phenomena changing the effective dimensionality of the system. (One advantage of focusing on the latter class of problems is that the known physics of the one-dimensional Hubbard model can be employed as a starting point, and the interaction introduced as a perturbation.)

In the latter class of phenomena we find the confinement hypothesis. It was originally formulated⁸ for an array of Luttinger liquids coupled by a transverse single-particle hopping amplitude, t_{\perp} . The hypothesis states that there is a finite, critical value of t_{\perp} below which all coherent motion becomes strictly one-dimensional. Indeed recent functional renormalization group calculations⁹ show that, for infinitesimally small t_{\perp} ; the ground state with a warped Fermi surface is unstable. The instability can be described as an "ironing out" of the Fermi surface, and is thus closely related to other interaction-induced Fermi surface shape instabilities, notably the Pomerenchuk instability¹⁰ leading into the highest-symmetry of the quantum liquid crystalline states: the nematic phase⁶.

Another interesting question to ask is whether the opposite of the confinement transition is possible. By this we mean whether the almost flat Fermi surface of a system that is quasi-one-dimensional, in the sense that inter-chain hopping is very small, can acquire some warping as a result of interactions. A similar phenomenon is known to occur in stacks of integer quantum Hall systems^{11;12}. In this case, the chiral one-dimensional Luttinger liquids on the edges of the different layers couple together to create a two-dimensional Fermi surface (the chiral Fermi liquid, for strong tunnelling and interactions¹¹ and for weak tunnelling¹²).

In this article we study this phenomenon in a different theoretical context, namely a two-dimensional stack of chains, each of them containing free fermions. In the absence of interactions the ground state of the system can be described as a non-interacting Fermi gas with an almost flat Fermi surface. We introduce an inter-chain interaction, and address the stability of the quasi-one-dimensional Fermi surface with respect to the perturbation. Interestingly, the inter-chain interaction can lead to additional warping, and even the closing of the Fermi surface, which thus becomes two-dimensional. In addition, we find that the model also exhibits a crystalline state, for sufficiently strong interactions, which is entered through a density wave instability. These meta-nematic and crystalline states compete with a third, smectic phase corresponding to a different type of density wave instability. Thus the model realises some of the phenomenological phase diagram mentioned above⁶.

In the following sections we introduce the model, and discuss how it could be realised using cold atoms¹. We will then describe in detail the mechanism by which the different phase transitions in the model come about, using a detailed analysis of the RPA susceptibility. We also offer a discussion of some aspects of the physics of the system using arguments based on bosonization.

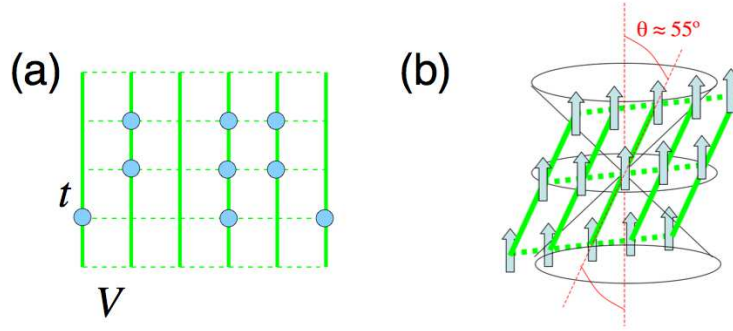


Fig. 1. (a) Our Hamiltonian describes hopping mostly along a set of chains (with very little perpendicular hopping) plus a nearest-neighbour, inter-chain interaction. (b) A two-dimensional, strongly-anisotropic optical lattice with dipolar interactions can provide an approximate experimental realisation (see text).

2. Model

The unperturbed Hamiltonian is

$$\hat{H}_{\text{hop}} = \sum_{l,i} t_x \hat{c}_{l,i}^y \hat{c}_{l,i+1} + \sum_{l,i} t_y \hat{c}_{l,i}^y \hat{c}_{l+1,i} + \text{H.c.} + \sum_{l,i} V \hat{c}_{l,i}^y \hat{c}_{l,i}^y; \quad (1)$$

It describes a set of chains kept at the same chemical potential, $\hat{c}_{l,i}^y$ creates a fermion on the i^{th} site of the l^{th} chain. The particles can hop easily along the chains, with amplitude t_x , but not so much between the chains, for which the hopping amplitude is $t_y \ll t_x$. We assume the spin degree of freedom to be frozen (spinless, or fully polarised, fermions –see below).

The above Hamiltonian is almost diagonal in the chain index, l , and therefore has a nearly-flat, quasi-1D Fermi surface.

The perturbation is an interaction between particles sitting on adjacent sites of different chains:

$$\hat{H}_{\text{int}} = V \sum_{l,i} \hat{c}_{l,i}^y \hat{c}_{l+1,i}^y \hat{c}_{l+1,i} \hat{c}_{l,i}; \quad (2)$$

The full Hamiltonian,

$$\hat{H} = \hat{H}_{\text{hop}} + \hat{H}_{\text{int}}; \quad (3)$$

is represented schematically in Fig. 1 (a). It describes hopping along the chains (the solid lines in the figure), with only small inter-chain hopping, plus an inter-chain interaction (represented by the dashed lines).

3. Experimental Realisation

A new avenue into strong correlations has been opened recently in ultracold atomic gases¹³. Indeed the Mott transition has been observed in very precise experimental realisations of the Hubbard model in a harmonic trap^{14,15}. In principle, a sequence

4 S.T. Carr, J. Quintanilla, J. J. Betouras

of experiments on systems with different trap profiles could be used to deduce the phase diagram of the Hubbard model in the absence of the trap¹⁶. Moreover, even simpler models can be realised to explore the physics of dimensional crossovers and phenomenological scenarios of strong correlations. Interestingly, our model can be realised, quite precisely, in an optical lattice setup loaded with quantum-degenerate dipolar fermionic molecules¹⁷ or fermionic atoms with large magnetic dipoles such as ⁵³Cr¹⁸.

The Hamiltonian (3) is theoretically convenient because the unperturbed part features no interactions and can therefore be described in terms of free fermions. Interactions are introduced perturbatively. Moreover the interactions do not change the nature of each individual chain, but take place between distinct chains exclusively. In this section we describe a possible realisation of this physics.

The atoms (or, equivalently, molecules—though for concreteness we will assume atoms in what follows) are trapped in a two-dimensional optical lattice by two pairs of counter-propagating laser beams: see Fig. 1 (b). In the figure, the solid and dashed lines represent their respective wavefronts. If the lasers are sufficiently intense, the lattice can be described in the tight-binding limit, with only one orbital per site. Moreover by making one of the pairs of lasers much more intense than the other we can create "chains" along which hopping can take place, but such that hopping between different chains can be very small. These chains are represented by the solid lines in Fig. 1 (b). The lattice sites are where the solid and dashed lines cross.

To suppress the interaction between atoms that are in the same chain, we exploit the dependence of the dipole-dipole interaction,

$$V(R) = d^2 \frac{1 - 3 \cos^2 \theta}{R^3}; \quad (4)$$

on the angle θ between the vector giving the relative positions of the two dipoles, R , and the external field, H . This interaction is identically zero for $\theta = \arccos 1/\sqrt{3} = 54.736^\circ$. Thus aligning the chains at this angle (as in the figure) we ensure that there are no interactions between atoms in the same chain (on-site interaction, including the additional one due to the Van der Waals forces between the atoms, is already suppressed by Pauli's exclusion principle, for fully polarised fermions).

Finally, by arranging the chains so that each site is on the horizontal from the closest sites on the two adjacent chains we ensure that the interaction with those two sites is maximally repulsive [$V(R) = d^2/R^3$; corresponding to $\theta = \pi/2$]. Longer-ranged inter-chain interactions with other sites on the two adjacent chains can be made comparatively weaker by making the lattice constant very long along the longitudinal direction. This is aided by the relatively rapid fall of the interaction potential with distance, $1/R^3$. To achieve this in combination with keeping hopping along the dotted lines to a minimum requires that the laser creating the solid line wavefronts be very intense. This ensures a very high potential barrier for the atoms to hop between chains. It is also desirable to orient the plane of the lattice so as to ensure that all inter-chain interactions are repulsive. The details of

how the precise realisation of our Hamiltonian can be achieved are given in Ref. ¹.

4. Metanematic phase transition

In order to establish which ground states may occur in this system we start by evaluating the stability of the Fermi surface shape. The interaction in Hamiltonian (3) wants to avoid having two particles on the same site on neighboring chains. Physically, this is very similar to interchain hopping – if only one electron is present, it can lower its kinetic energy by hopping. We may therefore expect the interaction to renormalize the effective interchain hopping to be larger than its bare value. We investigate this possibility by using a restricted Hartree-Fock mean field theory similar to those used to study Pomeranchuk^{19;20} and topological²⁰ Fermi surface shape instabilities.

We use as a trial ground state a Slater determinant of plane waves,

$$|\Psi\rangle = \prod_k (1 - N_k) + N_k \hat{c}_k^\dagger |0\rangle; \quad (5)$$

determining the occupation numbers $N_k = 0;1$ by requiring that the momentum distribution minimizes $\langle \hat{H} \rangle$. The momentum distribution N_k corresponds to a non-interacting Fermi gas with a renormalized dispersion relation $\epsilon_k = 2t_x \cos k_x - 2t_y \cos(k_y)$. The structure of the interaction \hat{H}_{int} is such that only the perpendicular hopping is changed. It is given by the following self-consistency equation:

$$t_y = t_y + \frac{V}{2} \sum_k \cos(k_y) N_k; \quad (6)$$

where $N_k = \theta(\epsilon_k)$ is the Heaviside function. In what follows all references to the chemical potential will be to its renormalized value so we will omit the μ for that quantity.

Numerical solutions to this equation are shown in Figs. 2 and 3. As either the bare inter-chain hopping t_y or the interaction V is increased, the renormalized hopping, t_y , initially increases linearly but then has two bifurcation points, between which lies a first-order jump to a higher value. The order parameter of this phase transition is the amount of delocalisation in the perpendicular direction, $\langle \hat{c}_{i,1}^\dagger \hat{c}_{i,1+1} \rangle + \text{H.c.}$. We refer to the jump of t_y as we vary t_y as a metanematic transition in analogy with metamagnetism (where the magnetisation jumps under an applied magnetic field).

Focusing on Fig. 2, we now discuss some features of this transition. For fixed V , the transition always occurs at the same value of the renormalized hopping t_y , and in fact corresponds exactly to the point where the Fermi surface switches from open to closed, something we refer to as dimensional crossover from quasi-1D to quasi-2D. We see also as we take the Fermi level from half-filling $\mu = 0$ to nearer the bottom of the band $\mu = -1.5t_x$ the transitions generally moving down to a lower energy. In

6 S.T. Carr, J. Quintanilla, J. J. Betouras

some of the lines, there are no transitions – which is when the bare perpendicular hopping t_{\perp} is already large enough for the bare Fermi surface to be closed – and the renormalization occurs in a continuous manner. Another point to note is that in some of the lines, there are two separate first order transitions – the second in fact corresponds to the value of t_{\perp} where the Fermi surface becomes open again, but in the other direction. This gives strong hints that the meta-nematic transition is indeed a dimensional crossover phenomena – however this second transition requires very large renormalization of t_{\perp} well outside any regime where Hartree-Fock is valid, and furthermore one would expect the electrons to crystallize before that point (see the next section) so we will not say anything further about the second transition.

As $V \rightarrow 0$, the meta-nematic transition becomes more and more weakly first order and requires a larger bare value of t_{\perp} . At strictly $V = 0$ there is no longer a first-order phase transition, but the phenomenon survives at $t_{\perp} = t_{\perp}^* + \delta = 2$ as a two-and-half order Lifshitz transition²¹ – see Fig. 4 (a). On the other hand the transition is first order for any $V > 0$.

The meta-nematic transition results from enhanced scattering when the potential reaches the singularities at the edges of the 1D bands. This is a density of states effect – see Fig. 4 (b) and hence we expect it to be robust to quantum fluctuations present for large values of $V = t_{\perp}$ and not taken into account by our mean field theory.

5. Crystallisation

The meta-nematic transition is not the only one possible in the system described by Eq. (3). In fact, for $t_{\perp} = 0$, the Fermi surface is perfectly nested, leading to the possibility of a density wave instability at low temperatures – indeed, the strong coupling phase of Hamiltonian 3 is a crystalline state. Another way of thinking of this is in terms of the interchain backscattering²². Although in the cold atom set-up, the fermions are not charged, we will still refer to this as a charge density wave (CDW) instability in order to draw parallels with previous work on electronic models.

We probe the potential CDW instability by examining the Fourier transform of the dynamic susceptibility,

$$\chi(\mathbf{k}; t) = i \text{Tr} \left(\rho(\mathbf{k}; t) \gamma(\mathbf{k}; 0) \right) \quad (7)$$

Here $\rho(\mathbf{k}) = \sum_{\mathbf{q}} c_{\mathbf{q}}^{\dagger} c_{\mathbf{q} + \mathbf{k}}$ is the Fourier transform of the local occupation number, and $\gamma(\mathbf{k}; t)$ is its Heisenberg representation.

The noninteracting susceptibility (Lindhard function) is given by

$$\chi_0(\mathbf{k}; \omega) = \sum_{\mathbf{q}} \frac{d^2 \mathbf{q}}{(2\pi)^2} \frac{N_{\mathbf{q}} - N_{\mathbf{q} + \mathbf{k}}}{\omega + \epsilon_{\mathbf{q}} - \epsilon_{\mathbf{q} + \mathbf{k}}} \quad (8)$$

We note that this is written in terms of the renormalised dispersion relation $\epsilon_{\mathbf{k}}$ (technically the ‘bubble’ should be dressed). We also point out that because the major contribution to the kinetic energy is perpendicular to the direction of the

Decomposition and quantum liquid crystalline States of dipolar fermions in optical lattices 7

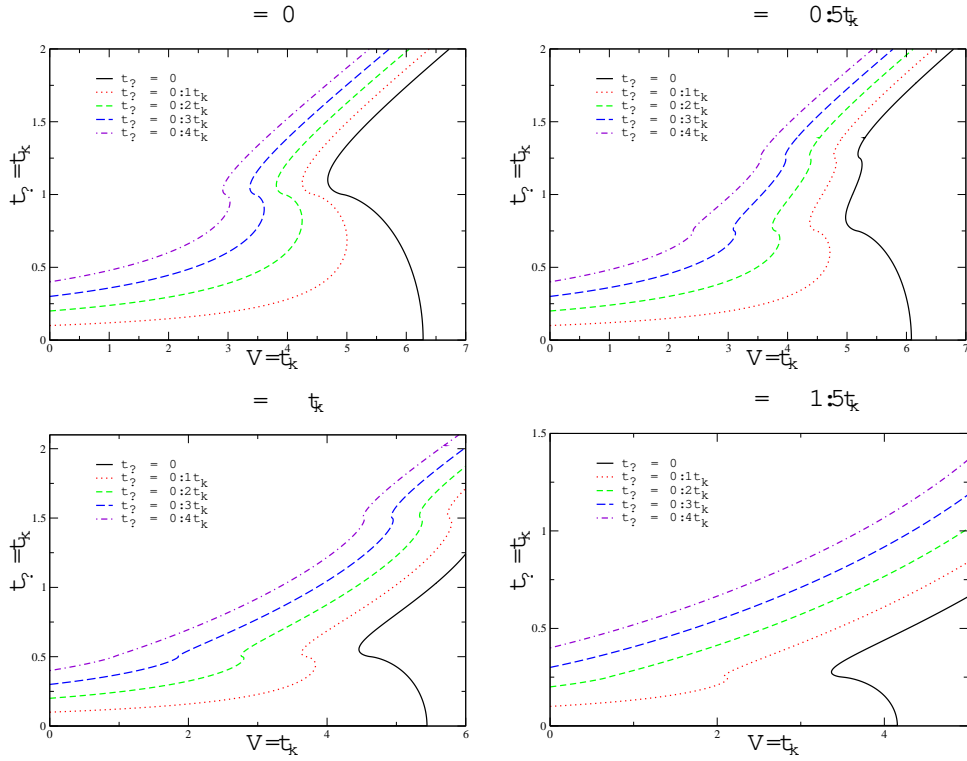


Fig.2. The renormalized hopping amplitude t_2 as a function of interaction strength V for various different values of chemical potential and bare hopping t_2^0 . The values of V where t_2 is not single-valued which ultimately corresponds to a jump in t_2 as V is increased, mark the meta-nematic transition. A full discussion of these graphs is given in the main text.

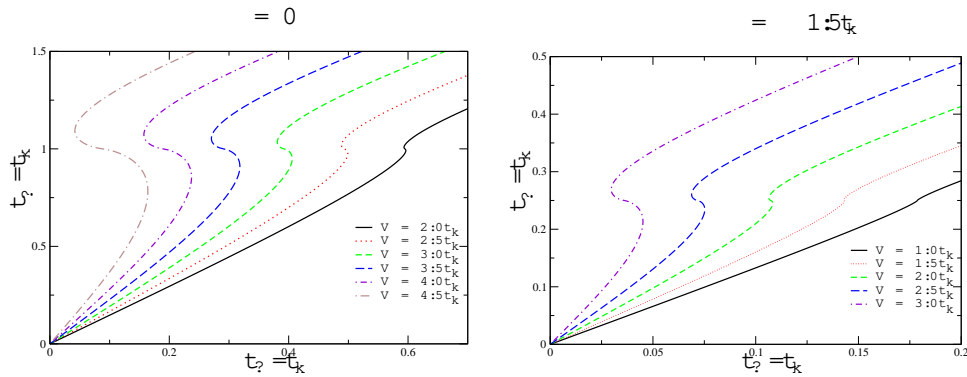


Fig.3. A different way of viewing the data: The renormalized hopping amplitude t_2 as a function of the bare hopping t_2^0 for various values of interaction strength V and chemical potential.

8 S.T. Carr, J. Quintanilla, J. J. Betouras

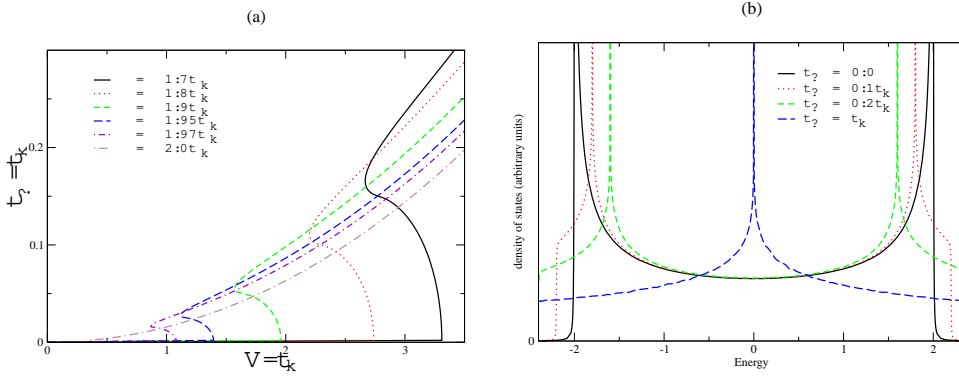


Fig. 4. (a) A plot of the renormalized hopping t_{\perp} as a function of interaction strength V for different chemical potentials approaching the bottom of the band when the bare hopping $t_{\perp} = 0$. This figure clearly shows both the critical value of V and the size of the first order jump decreasing towards zero as the bottom of the band is reached – i.e. the Lifshitz transition. (b) The density of states of the anisotropic 2D lattice for various values of the ratio between parallel and perpendicular hopping. The van-Hove singularity in the density of states occurs at exactly the energy when the contour of constant energy just touches the edge of the Brillouin zone – i.e. when the Fermi surface switches from open to closed. Enhanced scattering due to this singularity is the origin of the metamagnetic transition. The small tails at the band edges are a numerical artefact. The energy is measured in units of t_{jj} .

interaction, any vertex corrections to the bubble are small and may be neglected in lowest order.

The interaction may then be treated within the random phase approximation (RPA)

$$X(k; \omega) = \frac{X_0(k; \omega)}{1 + 2V \cos(k_x) X_0(k; \omega)}; \quad (9)$$

An instability at wave vector k takes place if the static component of the susceptibility diverges, $X(k_x; k_y; \omega = 0) \rightarrow \infty$:

For $t_{\perp} = t_k$ the Lindhard function is strongly peaked at $(2k_F; \omega = 0)$, and in fact logarithmically divergent at this wavevector when $t_{\perp} = 0$ – see Fig. 5(a). This is due to the strong nesting of the quasi-one-dimensional Fermi surface, and it makes the system unstable to a CDW of that periodicity at a critical coupling V given by the following Stoner criterion:

$$1 = 2V_c X_0(2k_F; \omega = 0); \quad (10)$$

which clearly gives $V_c = 0$ in the perfectly nested Fermi surface when $t_{\perp} = 0$. More generally one has to evaluate $X_0(2k_F; \omega = 0)$ to obtain V via Eq. (10). We next plot the results in Fig. 5(b). The physical picture is then as follows: begin at $V = 0$ where the system is a quasi-1D Fermi gas. Start increasing V , and the interchain hopping will renormalize to its value t_{\perp} . As V is increased further, eventually the CDW instability Eq. (10) will be satisfied, with X_0 evaluated using the renormalized

hopping t_\parallel . At this point, the system becomes crystalline, and will remain crystalline as V is further increased arbitrarily. If this occurs after the meta-nematic transition, then both phases will be seen. If the crystallization happens first (as is the case when $t_\parallel = 0$), then the meta-nematic transition will not be seen. This allows the full phase diagram of the Hamiltonian (3) to be plotted in Fig. 6.

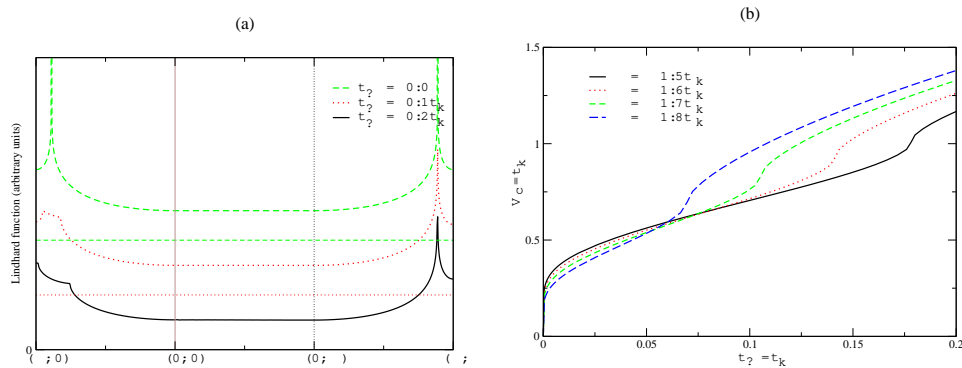


Fig. 5. (a) The Lindhard function, Eq. 8 as a function of $(k_x; k_y)$ along the path $(\pi; 0) \rightarrow (0; 0) \rightarrow (0; \pi) \rightarrow (\pi; \pi)$. For clarity, the axis has been shifted vertically for the three different values of t_\parallel plotted. The singularity at $(2k_F; 0)$ is clearly seen in the case when $t_\parallel = 0$, reducing to a sharp peak when t_\parallel is finite. (b) The critical V_c from Eq. 10 plotted against the bare hopping t_\parallel for various values of t_\perp . The humps are at the points when the Fermi surface switches from being open to closed – which results in much less nesting.

6. Smectic phase

So far, we have been using the nearest neighbor approximation for the interaction – Hamiltonian 3. In this case, the Fourier transform of the interaction potential $V(k)$ is independent of k_k , hence the dominant CDW instability is always at the peak of the Lindhard function, i.e. $k_k = 2k_F$. However, we now consider the full structure of the dipole interaction 4. In particular, when the ratio of lattice spacings $a_x = a_y$ is not large, $V(k)$ acquires a large dependence on k_k . For small values of the parameter α , the largest negative value of $V(k)$ is at $k = (0; \pi)$. Although the Lindhard function itself is small at this wavevector (Fig. 5), the product $V(k)X_0(k)$ may not be, and can become larger than the product VX_0 at $(2k_F; 0)$. Hence so long as $t_\parallel \neq 0$ (i.e. $X_0(k_k = 2k_F)$ is finite), then there is a level of anisotropy of the lattice where the leading instability is at $(0; \pi)$ and not $(2k_F; 0)$.

The $(0; \pi)$ instability is still a form of CDW – however as it breaks lattice symmetry in one direction only, it has smectic order. Fig. 7 shows which of the two instabilities takes place first as the strength of the interaction is increased. The smectic order is favored when the interaction between neighboring chains is such that the fermions can lower their energy by crowding every other chain, paying a

10 S.T. Carr, J. Quintanilla, J. J. Betouras

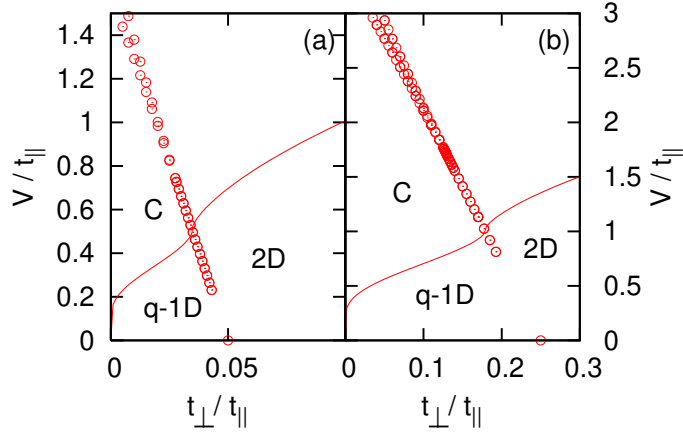


Fig. 6. Phase diagram of the Hamiltonian of Eq. (3) for $\gamma = 1.9\kappa$ (a) and 1.5κ (b). The circles track the two bifurcation of the first-order meta-stable quantum phase transition between the quasi-one dimensional (q-1D) and two dimensional (2D) phases. The solid line marks the line of quantum critical points separating these two Fermi liquid states from the crystalline state (C).

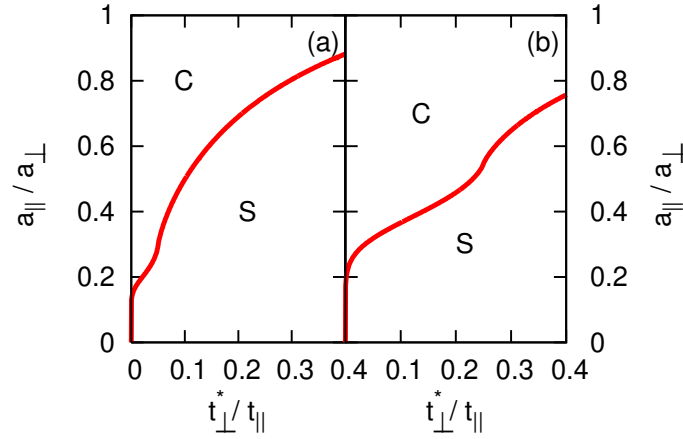


Fig. 7. The phase diagram that shows whether the dominant instability is towards the crystalline (C) or smectic phases (S). The axes are the lattice anisotropy $a_x = a_y$ and the relative strength of the perpendicular hopping t_{\perp} , for $\gamma = 1.9\kappa$ (a) and 1.5κ (b).

penalty in kinetic energy but lowering the interaction energy. Note that the strong-coupling limit ground state is always a density wave.

7. Bosonization Approach

In the particular case $t_z = 0$, the 'bare' dispersion relation is strictly one-dimensional, allowing us, in principle, to employ the bosonization technique. In fact, the bosonized Hamiltonian features backscattering terms that are responsible for the checkerboard crystallization which, in this limit, takes place at arbitrarily small coupling²³. Thus strictly speaking a bosonized description of the fluid of fermions in this model is never valid. Nevertheless it is illustrative to ignore the backscattering terms and see what happens. The Hamiltonian can then be diagonalized exactly to compute the holon dispersion relation in the absence of crystallization.

To bosonize the interacting part of the Hamiltonian first we do a Fourier transformation of all the creation/annihilation operators and then we manipulate the order of the operators further to produce a form where only the fermionic density appears. Note that we will need to work in two-dimensional space since the interactions couple the chains. At the end the interacting part of the Hamiltonian becomes:

$$\hat{H}_{\text{int}} = 2V \sum_{q:q_x > 0} \cos(q_x) \hat{\rho}(q=0) + 2V \sum_{q:q_x > 0} \cos(q_x) \hat{\rho}(q) \hat{\rho}(-q) \quad (11)$$

where V is the potential and the direction x is the one perpendicular to the chains. The first term then shifts the chemical potential since $\hat{\rho}(0)$ is the density operator at $q=0$ (in other words it counts the number of fermions).

The most interesting four-fermion term then, provides in the language of Ref. 24 : $g_2^0 = g_4^0 = 2V \cos(q_x) = (2v_F)$ where v_F is the Fermi velocity. Then the dispersion relation becomes $u(q) = \frac{1}{v_F} \sqrt{1 + \frac{2V \cos(q_x)}{v_F}}^2 + \frac{2V \cos(q_x)}{v_F}}^2$ with:

$$u(q) = v_F \sqrt{1 + \frac{2V \cos(q_x)}{v_F}}^2 + \frac{2V \cos(q_x)}{v_F}}^2 \quad (12)$$

If the expression under the square-root becomes negative then the energy of low-lying excitations becomes unphysically imaginary, signalling the breakdown of bosonization. The condition for this to take place is: $v_F > 4V \cos(q_x) =$ which, if it holds for every q_x , demands $=4v_F > V$. Thus we find that the holon velocity vanishes at a critical coupling which corresponds to the onset of the smectic phase and coincides exactly with a divergence of the RPA susceptibility at $(\pi, 0)$ at the same critical coupling V_{crit} . Beyond V_{crit} , the bosonized theory has broken down and it is no longer useful. Moreover we stress that even below this value the use of bosonization is somewhat artificial, since we need to cross out the backscattering terms that, in reality, will lead to the checkerboard crystallisation before any of the physics that we have discussed on the basis of that approach take place (as our RPA approach shows). However it affords a different perspective on the nature of the transition into the smectic state. In particular, it shows that the smectic instability can be interpreted in terms of plasmons going soft as we approach it. Moreover, it lends further credibility to our RPA approach, which can be applied over the whole phase diagram and used to find both the instabilities into the smectic and crystalline states, as the critical coupling V_{crit} obtained with bosonization for the

12 S.T. Carr, J. Quintanilla, J. J. Betouras

smectic phase coincides with that given by bosonization, in the appropriate limit $t_2 \rightarrow 0$ (although, we stress once again, in that limit the crystallisation takes place first).

8. Conclusions

With the help of optical lattices and cold atoms we can realise correlated fermion physics. In particular interactions between dipolar atoms or molecules can lead to quantum soft-matter phases, hypothesized in strongly interacting quantum systems. Metanematic, smectic, and crystalline phases are predicted to occur for fermions. For bosons the expected phases are either a superfluid phase or a CDW.

The tunability of the experimental parameters in optical lattices leads to many possibilities for experiments with polarised fermions. For example, by orienting the field along the chain direction, we could realise a model with attractive intra-chain interactions and repulsive inter-chain interactions, presumably leading to superconducting stripes. Using the same set-up discussed here, but with the chains perpendicular to the direction with no interactions, we can have one-dimensional Luttinger liquids and then, by adding transverse hopping one can study the fundamental con-nem ent-decon-nem ent transition and orthogonality catastrophe.

Another possible extension of the present study is the three-dimensional optical lattices as well as the regime of finite temperatures.

Acknowledgements

JQ gratefully acknowledges an Atlas Research Fellowship awarded by CCLRC (now STFC) in association with St. Catherine's College, Oxford. STC was funded by EPSRC grant GLGLRAH 11382.

References

1. J. Quintanilla, S.T. Carr, and J.J. Betouras, arXiv:0803.2708.
2. M.C. Gutzwiller, Phys. Rev. Lett. 10, 159-162 (1963).
3. J. Hubbard, Proc. Roy. Soc. London 276, 238-257 (1963).
4. H.E. Lieb and F.Y. Wu, Phys. Rev. Lett. 20, 1445-1448 (1968).
5. A. Georges et al. Rev. Mod. Phys. 68, 13-125 (1996).
6. S.A. Kivelson, E. Fradkin, and V.J. Emery, Nature 393, 550-553 (1998). For an informal review of this scenario and recent experimental evidence in favour of the nematic state, see E. Fradkin, S.A. Kivelson, and V. Oganesyan, Science 315, 196-197 (2007).
7. T. Giamarchi, to appear in "The Physics of Organic Conductors and Superconductors", Springer, 2007, ed. A. Lebed (preprint arXiv:cond-mat/0702565).
8. David G. Clarke, S.P. Strong, and P.W. Anderson, Phys. Rev. Lett. 72, 3218 (1994).
9. Sascha Ledowski and Peter Kopietz, Phys. Rev. B 76, 121403 (2007).
10. I.Ia Pomerenchuk, J. Exptl. Theoret. Phys. (U.S.S.R.) 35, 524 (1958).
11. J. J. Betouras and J. T. Chalker, Phys. Rev. B 62, 10931 (2000).
12. J.W. Tomlinson, J.-S. Caux, J. T. Chalker, Phys. Rev. Lett. 94, 086804 (2005); J.W. Tomlinson, J.-S. Caux, J. T. Chalker, Phys. Rev. B 72, 235307 (2005).

Decoherence and quantum liquid crystalline States of dipolar fermions in optical lattices 13

13. I. Bloch, J. Dalibard and W. Zwerger, *Rev. Mod. Phys.* 80, 885-964 (2008).
14. R. Jordens et al., *Nature* 455, 204-208 (2008).
15. U. Schneider et al., arXiv:0809.1464.
16. V. L. Campo et al. *Phys. Rev. Lett.* 99, 240403 (2007).
17. K. K. Niet et al., *Science*, published online Sept. 18, 2008.
18. Bose-Einstein condensation has been realised with the related isotope ^{52}Cr :
A. Griesmair et al. *Phys. Rev. Lett.* 94, 160401 (2005); T. Koch et al. *Nature Physics* 4, 218-222 (2008).
19. I. Khavkine et al., *Phys. Rev. B* 70, 155110 (2004).
20. J. Quintanilla and A. J. Schofeld, *Phys. Rev. B* 74, 115126 (2006).
21. A. A. Abrikosov, "Fundamentals of the Theory of Metals" (North Holland, 1988).
22. R. A. Klemm and H. Gutfreund, *Phys. Rev. B* 14, 1086 (1976).
23. S. T. Carr and A. M. Tsvelik, *Phys. Rev. B* 65, 195121 (2002).
24. H. J. Schulz, *J. Phys. C: Solid State Phys.* 16, 6769 (1983).