

Doppler Shift in Andreev Reflection from a Moving Superconducting Condensate in Nb/InAs Josephson Junctions

F. Rohlfing,¹ G. Tkachov,² F. Otto,¹ K. Richter,² D. Weiss,¹ G. Borghs,³ and C. Strunk¹

¹Institute for Exp. and Applied Physics, Universitat Regensburg, D-93040 Regensburg, Germany

²Institute for Theoretical Physics, Universitat Regensburg, D-93040 Regensburg, Germany

³Interuniversity Micro-Electronics Center (IMEC), Kapeldreef 75a, B-3001 Leuven, Belgium

We study narrow ballistic Josephson weak links in InAs quantum wells contacted by Nb electrodes and find a dramatic magnetic-field suppression of the Andreev reflection amplitude, which occurs even for in-plane field orientation with essentially no magnetic flux through the junction. Our observations demonstrate the presence of a Doppler shift in the energy of the Andreev levels, which results from diamagnetic screening currents in the hybrid Nb/InAs banks. The data for conductance, excess and critical currents can be consistently explained in terms of the sample geometry and the Meissner energy, characterizing the transparency of the Nb/InAs-interface.

PACS numbers: 74.45.+c, 74.50.+r, 74.81.-g, 85.25.Cp

In recent years a detailed microscopic understanding of the proximity effect has emerged. There is now agreement that in highly transparent Josephson junctions formed by a metallic weak link in good contact with two superconducting (SC) banks the supercurrent is carried by Andreev bound states (ABS)¹. These come in pairs corresponding to the opposite directions of Cooper-pair transfer mediated by multiple Andreev reflection (MAR) at the SC/metal interfaces provided that the acquired quasi-particle phase is a multiple of 2π .² At currents exceeding the critical current $I_c(T; B)$ MAR between the SC banks manifests itself in the current-voltage characteristics as subharmonic gap structures at voltages $eV_n = 2\pi n$, where π is the SC energy gap and $n = 1; 2; \dots$. At higher voltage $eV \gg 2\pi$, $I(V)$ becomes linear with an excess current $I_{exc} = I(V) - G_N V$ determined by a single Andreev reflection (AR) probability $\tilde{p}^{(n)}$ (G_N is the normal state conductance).^{3,4}

Weak links formed by a two-dimensional electron gas (2DEG) in semiconductor quantum wells⁵ are of particular interest because here the ballistic transport can be studied. In very high magnetic field perpendicular to the 2DEG, theory⁶ and experiments^{7,8} have demonstrated Andreev transport via edge states. Indirect evidence for a strong magnetic-field effect on AR was experimentally found in antidot billiards.⁹ The case of parallel field, with respect to the 2DEG, is equally intriguing: as ideally no magnetic flux threads the 2DEG, one may naively expect the Josephson current to survive up to the critical fields of the SC leads. This is not the case, but the underlying mechanism of the supercurrent suppression is still unclear. This question, also relevant for other 2D hybrid systems,¹⁰ is among the issues this study focuses on.

In this Communication, Nb/InAs Josephson junctions of different width are studied in a four-terminal lead configuration within the 2DEG. This allows us to separately determine the transparencies of the InAs weak link and Nb/InAs interfaces, and identify an additional energy scale in the electronic spectrum of the hybrid SC terminals. We observe a very strong suppression of both the

AR probability and supercurrent in weak magnetic fields of 4 and 100 mT for perpendicular and parallel orientations, respectively. This unexpectedly rapid decay can be traced back to diamagnetic supercurrents in Nb, which break the time-reversal symmetry of Andreev reflection.

The samples were prepared from a heterostructure containing an InAs-quantum well with thickness $d_N = 15$ nm and a mean free path around $3.7 \mu\text{m}$, connected between two AlGaSb layers. The electron density was $7.8 \times 10^{16} \text{ m}^{-2}$, resulting in a Fermi wavelength $\lambda_F = 2\pi/k_F = 28$ nm.⁷ First, a constriction of width W with a four-terminal (4t) lead structure (shown in yellow in Fig. 1a) was patterned using electron beam lithography (EBL) and etched by reactive ion etching in a SiCl_4 -plasma. In a second EBL step two Nb stripes were deposited onto the InAs (horizontal grey bars in Fig. 1a) after removal of the top AlGaSb layer and in-situ Ar-ion cleaning of the InAs surface. The Nb-stripes have a width $W_s = 1 \mu\text{m}$ and a thickness $d_s = 35$ nm; their distance $L = 600$ nm defines the length L of the junction. This results in a Thouless energy of $\epsilon_{Th} = \hbar v_F/L = 0.8$ meV. For all samples, v_F being the Fermi velocity in the normal metal. We have prepared four samples on two chips in the same batch. The chips contained junctions with $W = 0.5$ and $1 \mu\text{m}$ (denoted as #1 and #2a), and $W = 1$ and $2 \mu\text{m}$ (denoted as #2b and #3), respectively.

Figure 1b shows the two-terminal (2t) resistance of samples #1, #2a, and #3 measured through the Nb stripes vs. temperature T . The resistance drops at the transition temperature of the Nb stripes around 8.3 K and again between 2 and 3 K, where the constriction becomes superconducting. In Fig. 1c we plot the 2t-resistance measured across the Nb stripes and the 4t-resistance measured within the InAs layer at $T = 10$ K as a function of W . The 4t-resistance scales as $1/W$, obeying the ballistic Landauer-Buttiker formula:

$$G_N = \frac{2e^2}{h} \chi_n \quad T_n = \frac{2e^2}{h} \frac{k_F W}{\hbar \Gamma_i}; \quad (1)$$

where $\hbar \Gamma_i$ is the average channel transparency. From the

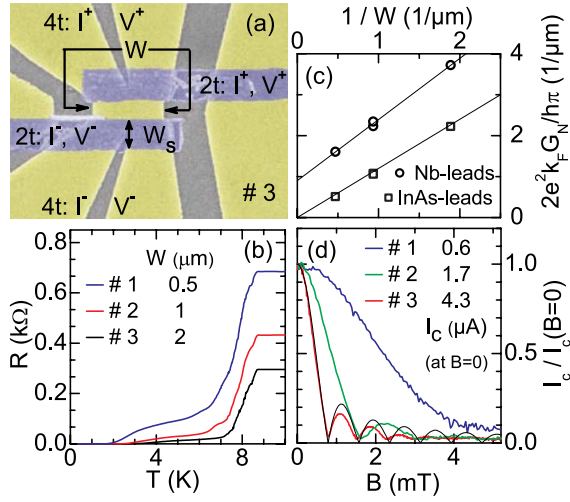


FIG. 1: (color online) (a) Scanning electron micrograph of sample #3 with width $W = 2 \mu\text{m}$ and length $L = 0.6 \mu\text{m}$. Regions with InAs two-dimensional electron gas are shown in yellow. Etched regions are light grey. The horizontal dark grey stripes are made from a 35 nm thick Nb. (b) $R(T)$ for three samples with width $W = 0.5; 1; 2 \mu\text{m}$. (c) Resistance vs. $1/W$ at 10 K for the 4t-constriction with InAs leads (○) and the 2t-constriction with Nb leads (□). (d) Normalized supercurrent I_c vs. perpendicular magnetic field B_\perp for different widths W . The black curve is the standard Fraunhofer pattern fitting the data for sample #3 ($W = 2 \mu\text{m}$).

slope of $G_N(W)$ we extract $\hbar T_i = 0.8$. The 2t-resistance at 10 K is also proportional to $1/W$, however, with an offset caused by the normal state resistance of the Nb-strips and the Nb/InAs-interface resistance. Finally, we show in Fig. 1d the interference pattern of the junctions in a transversal magnetic field. For the widest junction the critical current $I_c(B)$ exhibits the expected Fraunhofer pattern.¹¹ For the narrower ones the higher order maxima are suppressed, and in the 0.5 μm-wide device $I_c(B)$ resembles more a Gaussian rather than a Fraunhofer pattern. This will be addressed below.

Information about the spectral distribution of ABS is contained in the T -dependence of the supercurrent. In Fig. 2 we present the critical current I_c at $B = 0$ as a function of temperature for different widths $W = 0.5; 1$ and $2 \mu\text{m}$ of the InAs constriction. With decreasing temperature $I_c(T)$ initially increases and then saturates at $T \approx 1 \text{ K}$. The solid lines are fits based on the approach of Gajar et al.¹² who adapted the scattering theory for the Josephson current¹³ to 2D ballistic proximity structures. Two parameters were used in these fits: the average normal-state transmission probability $\hbar T_i$ and the McMillan energy $\Gamma_{\text{McM}} = \Delta_N \gamma_N / 2 \Delta_N$,¹⁴ which is the Thouless energy of the InAs quantum well multiplied by the Nb/InAs interface transparency γ_N . Γ_{McM} determines the strength of the proximity-induced superconducting correlations in the InAs regions underneath the Nb film, which act as effective superconducting terminals described by the Green's functions of the McMillan

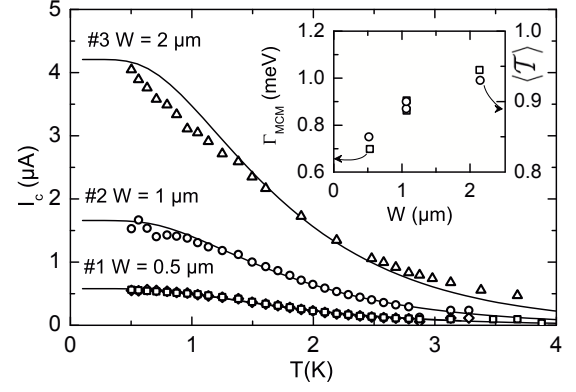


FIG. 2: Critical current vs. temperature T for different widths W together with best fits according to our model. Inset: Values of $\hbar T_i$ (○) and Γ_{McM} (□) resulting from the fits.

model.^{12,15} Clearly, the smaller γ_N , the weaker the proximity effect. Because $\hbar T_i$ influences mainly the saturation value of $I_c(T \rightarrow 0)$, while Γ_{McM} determines the decay of I_c with T , these two parameters can be extracted independently from the measured $I_c(T)$.

The fit parameters are given in the inset of Fig. 2. The values of $\hbar T_i$ scatter by 5% around 0.9, which is slightly higher, but still close to $\hbar T_i = 0.8$ estimated independently from 4t-resistance (1). The values of Γ_{McM} scatter by 15% around 0.9 meV. From this, we find $\Delta_N \approx 0.06$ which is much smaller than $\hbar T_i$. The high mobility of the InAs-quantum well provides the high transparency of the constriction, while the comparatively low Nb/InAs interface transparency is sufficient to transform the Nb/InAs-bilayer into an effective superconductor with the additional energy scale Γ_{McM} (see also inset in Fig. 5).

Having all sample parameters fixed, we now turn to the main topic of our study, i.e. the magnetic field dependence of Andreev reflection. First, we examine IV- and dI/dV -characteristics. Figure 3 shows the differential conductance dI/dV of sample #2a ($W = 1 \mu\text{m}$) for different values of perpendicular field B_\perp . At $B_\perp = 0$ subharmonic gap structures (see arrows) appear at integer fractions $V_n = 2 \Delta_N / n$ of $2 \Delta_N$. The location of the steps vs. $1/n$, plotted in the inset of Fig. 3, agrees very well with the value of $\Delta_N = 1.35 \text{ meV}$. The $n = 1$ step appears at lower voltage as predicted in Ref. 16. A tiny perpendicular field of 4 mT washes out these features, vanishing completely at 10 mT. Also, the enhancement of dI/dV at low bias is suppressed. It is known^{2,17} that the subharmonic gap structure and low bias enhancement of dI/dV originate from multiple AR at finite V . The large number of steps independently confirms the high AR probability \mathcal{P}_f^2 expected from the high values of $\hbar T_i$. The rapid smearing of these steps thus indicates a surprisingly strong magnetic field dependence of \mathcal{P}_f^2 .

This observation is further substantiated by the behavior of the excess current I_{exc} ,⁴ obtained by integrating dI/dV over voltage. Since I_{exc} results

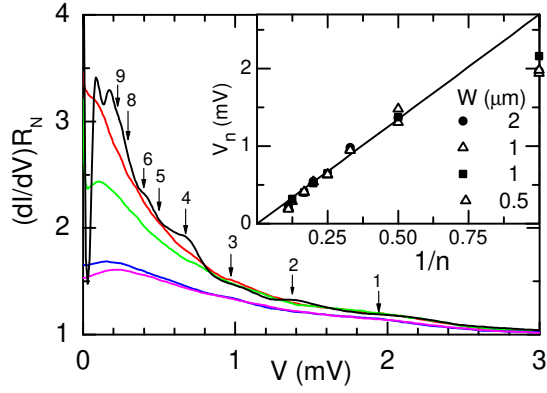


FIG. 3: (color online) Measured differential conductance dI/dV of sample # 2a ($W = 1 \mu\text{m}$) for different values of a perpendicular magnetic field $B_{\perp} = 0; 4; 10; 40; \text{ and } 100 \text{ mT}$, from top to bottom. Arrows indicate the subharmonic gap structure induced by multiple Andreev reflections. Inset: Voltages of the subharmonic gap structures for all samples. The solid line indicates the expected slope for $\Delta_{\text{Nb}} = 1.35 \text{ meV}$.

from a single AR at $V > 2 \Delta_{\text{Nb}}$, it is more robust than MAR whose amplitude is $\propto j_{\text{A}}^{2n}$. Figure 4 shows I_{exc} on a logarithmic scale for both field orientations. It is suppressed to 50 % at $B_{\perp} = 30 \text{ mT}$ and $B_{\parallel} = 300 \text{ mT}$. The field B_{\parallel} exceeds B_{\perp} by an order of magnitude, but is still a factor of 5 smaller than needed for an appreciable reduction of the gap $\Delta_{\text{Nb}}(B)$ as follows from the pair-breaking theory¹⁸ (dashed line in Fig. 4).

We attribute the behavior of $I_{\text{exc}}(B)$ to the magnetic field suppression of the Andreev reflection in the InAs proximity regions underneath the Nb/InAs. In the presence of the external field $B = r A(r)$, the SC order parameter acquires an inhomogeneous phase, $(r) = 2 \int_0^r A(r') dr'$, whose gradient $k_S = r$ induces diamagnetic currents in the entire Nb/InAs structure, including the InAs proximity layer (see, Fig. 4b and c). If k_i and k_f denote the wave vectors of initial and final quasi-particle states in the AR-process, momentum conservation requires $k_i + k_f = k_S$, since the Cooper-pairs absorbed by the moving SC condensate have momentum $\sim k_S$. This leads to a Doppler shift $\epsilon_D = \hbar^2 k_{\perp}^2 k_S / 2m$ of the energy of the AR quasi-particle (k_{\perp} is the transverse wave number).¹⁹ The inset in Fig. 5 illustrates the energy dependence of $j_{\text{A}}^{(n)} j_{\text{A}}^{(j)}$. The fact that each of the Nb/InAs banks constitutes a single hybrid superconducting terminal is illustrated the two BTK-like peaks in the spectrum, one at Δ_{Nb} and another at a smaller energy determined by Δ_{MCu} . Similar hybrid excitation spectra have recently been observed by scanning tunneling spectroscopy in diffusive Al/Cu-structures²⁰. The suppression of $j_{\text{A}}^{(n)} j_{\text{A}}^{(j)}$ occurs in the range $j_{\text{A}}^{(n)} j_{\text{A}}^{(j)} \sim \Delta_{\text{MCu}}$, when ϵ_D becomes comparable to the MCu energy Δ_{MCu} .²¹

The solid lines in Fig. 4a show $I_{\text{exc}}(B)$ obtained from the BTK-model⁴ in which we express the AR amplitude $a^{(n)}$ in terms of the MCu's Green's functions^{12,15} accounting for the Doppler shift ϵ_D in the InAs proximity

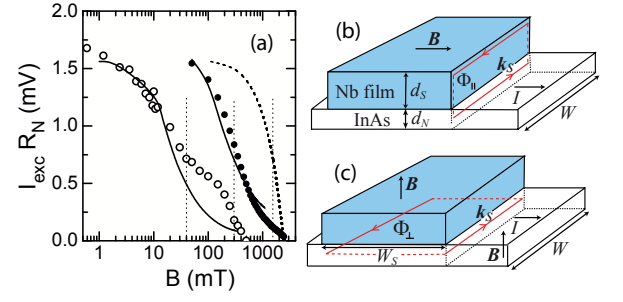


FIG. 4: (color online) (a) Measured excess current of sample # 2a vs. perpendicular (\circ) and parallel (\bullet) magnetic field. The solid lines result from our model including the Doppler shift $\epsilon_D(k_S)$ (see text) and the dashed line shows I_{exc} due to the suppression of $\Delta_{\text{Nb}}(B_{\parallel})$ only.¹⁸ (b) and (c) One of the Nb/InAs terminals in parallel and perpendicular fields. Red arrows indicate the SC order-parameter phase gradient, $k_S = r$, with $k_S = -W/L = 0$ determined by the magnetic flux through the bilayer for given field orientation.

ity layer. Using the parameters extracted from Fig. 2, the model reproduces the measured curves quite well (except for the shoulder in $I_{\text{exc}}(B_{\perp})$, which at present is not understood). The model accounts for the ratio of the B_{\perp} and B_{\parallel} scales. This has a simple interpretation if we notice that the relevant value of k_S is related, via the circulation theorem, to the magnetic flux threading the Nb/InAs bilayer for given field orientation (Fig. 4b and c): $k_S = -W/L = 0$. Neglecting the field inhomogeneity in Nb,²² we find $B_{\parallel} = B_{\perp} W / (d_S + d_N)$ and $B_{\parallel} = B_{\perp} W / W_S$ for the parallel and perpendicular cases, respectively. Consequently, the expected field ratio is $B_{\parallel} = B_{\perp} W / W_S = (d_S + d_N) = 20$, which is within the margins of the experimental uncertainty.

The dramatic reduction of the AR amplitude $a(B)$, inferred from the behavior of I_{exc} , can also explain the suppression of the higher lobes of the critical current in the Fraunhofer pattern in weak perpendicular magnetic field (see Fig. 1d), since the same $a(B)$ determines the energies of the ABS and hence $I_C(B)$.^{12,13} We also note that the smaller the channel width W is, the higher are the values of B_{\perp} required to reach $\epsilon_D = 0$ in the junction and the stronger is the suppression of $I_C(B)$ at this point.

Finally, we examined the critical current I_C in a parallel magnetic field for samples # 1 and # 2a. Again, even for the perfectly parallel field there is the phase gradient due to the vector potential (Fig. 4b) that induces a Doppler energy shift of the ABS. When it becomes comparable to Δ_{MCu} , counter-propagating ABS overlap in energy, and their contributions to I_C gradually cancel. Similar to I_{exc} , the suppression of I_C occurs at $\sim 100 \text{ mT}$. In Fig. 5 we plot $I_C(B)$ for sample # 1 for several almost parallel field orientations. The small perpendicular component of B still leads to a Fraunhofer-like minimum in I_C , which allows a precise determination of the angle between B and the junction plane. This can be described by $I_C(B) = I_C(B_{\parallel}) \sin(\angle(B, B_{\perp} = 0)) = (\angle(B, B_{\perp} = 0)) j_{\text{A}}$.

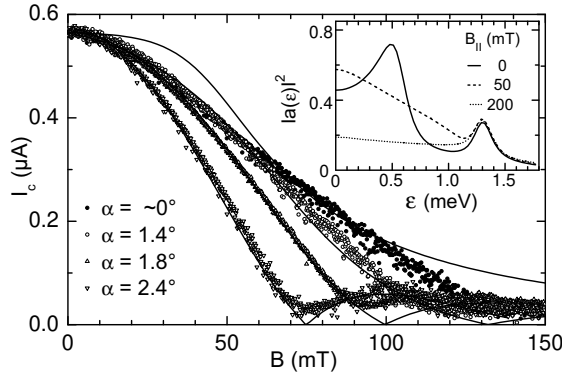


FIG. 5: Critical current vs. B for sample # 1 at small angles between B and 2DEG. The lines are theoretical fits (see text). The inset shows the double peak structure of $j_a(\epsilon)$ characteristic of hybrid SC and its suppression by $B_{||}$.

where $B_{\parallel} = B \sin \alpha$, $B_{\perp} = B \cos \alpha$ and A is the junction area. Unlike the standard Fraunhofer pattern,¹¹ we take into account the dependence of the critical current $I_c(B_{\perp})$ on the parallel component of the field. This is done by straightforwardly generalizing the ballistic formula for the Josephson current,¹² in which we express the AR amplitude a in terms of the McMillan's Green's functions with the Doppler shift in the InAs proximity layers. The dependence $I_c(B_{\perp})$ makes the Fraunhofer-like oscil-

lations decay much faster than the usual $I \propto B^{-2}$ law, which is clearly seen in Fig. 5. For $\alpha = 1.3^\circ$ no minimum is detected, while it is still observed for a wider sample # 2a on the same chip (not shown). The curve for $\alpha = 0^\circ$ resulted from a careful maximization of I_c at fixed field, since in this case, evidently, no Fraunhofer minimum can be observed anymore. The fits (solid lines in Fig. 5) are obtained by varying the effective thickness of the Nb/InAs bilayer, d_e . We used $d_e = d_N + d_S = 50$ nm for sample # 2a (not shown) in agreement with the geometry, while for sample # 1 $d_e = 25$ nm. The reason for this discrepancy is unclear, since the excess current data in Fig. 4 agree very well. The deviation of the data for $\alpha = 0^\circ$ from the theoretical $B_{\perp} = 0$ curve is probably due to a weak perpendicular stray field of the Nb electrodes.

In conclusion, we have studied the IV-characteristics and critical current of ballistic Nb/InAs Josephson junctions in parallel and perpendicular magnetic fields. The observed field dependence is much stronger than anticipated from standard models and can be traced back to the Doppler shift of Andreev levels due to diamagnetic supercurrents in hybrid Nb/InAs contacts. Several different aspects of the proximity effect are consistently and nearly quantitatively described by our theoretical model.

We thank J.C. Cuevas and N. Shchelkachev for helpful discussions. The work was supported by the DFG (STR 438-2 and GRK 638) and partially by MPIPKS (G.T.).

Present address: Institute for Theoretical Physics and Astrophysics, University of Würzburg, Germany

- ¹ I. O. Kulik, Zh. Eksp. Teor. Fiz. 57, 1745 (1969) [Sov. Phys. JETP 30, 944 (1970)].
- ² For a review see, e.g., T. Schapers, Superconductor/Semiconductor Junctions (Springer, Berlin, 2001), and the references therein.
- ³ P. E. G regers-Hansen, E. Hendricks, M. T. Levinsen, and G. R. P ickett, Phys. Rev. Lett. 31, 524 (1973); T. M. K lapwijk, G. E. B londer, and M. T. inkham, Physica B & C 109/110, 1657 (1982).
- ⁴ G. E. B londer, M. T. inkham, and T. M. K lapwijk, Phys. Rev. B 25, 4515 (1982).
- ⁵ C. N guyen, H. K roemer, and E. L. Hu, Phys. Rev. Lett. 69, 2847 (1992); H. Takayanagi, T. Akazaki, and J. N ita, Phys. Rev. Lett. 75, 3533 (1995); J. P. Heida, B. J. van W ees, T. M. K lapwijk, and G. B orghs, Phys. Rev. B 60, 13135 (1999); K. Neurohr, Th. Schapers, J. Malindretos, S. Lachenmann, A. I. Braginski, H. Luth, M. Behet, G. B orghs, and A. A. G olubov, Phys. Rev. B 59, 11197 (1999).
- ⁶ H. H oppe, U. Z ulicke, and G. Schon, Phys. Rev. Lett. 84, 1804 (2000).
- ⁷ J. E roms, D. W eiss, J. De Boeck, G. B orghs, and U. Z ulicke, Phys. Rev. Lett. 95, 107001 (2005).
- ⁸ I. E. Batov, Th. Schapers, N. M. Chitchev, H. Hardt-degen, and A. V. Ustinov, Physical Review B 76 115313 (2007).
- ⁹ J. E roms, M. Tolkiehn, D. W eiss, U. Rossler, J. De Boeck, and S. B orghs, Europhys. Lett. 58, 569 (2002).

- ¹⁰ H. B. Heersche, P. Jarillo-Herrero, J. B. Ostinga, L. M. K. Vandersypen and A. F. Morpurgo, Nature 446, 56 (2007).
- ¹¹ M. Tinkham, Introduction to Superconductivity (McGraw-Hill, New York, 1996).
- ¹² M. G rajar, M. Ebel, E. Ilchev, R. Kursten, T. Matsuyama, and U. M erkt, Physica C 372, 27 (2002).
- ¹³ P. W. Brouwer and C. W. J. Beenakker, Chaos, Solitons and Fractals 8, 1249 (1997).
- ¹⁴ W. L. McMillan, Phys. Rev. 175, 537 (1968).
- ¹⁵ A. A. Golubov and M. Yu. Kupriyanov, Physica C 259, 27 (1996).
- ¹⁶ P. Samuelsson, A. Ingemar, G. Johansson, E. V. Bezuglyi, V. S. Shumeiko, G. Wendin, R. Kursten, A. Richter, T. Matsuyama, and U. M erkt, Phys. Rev. B 70, 212505 (2004).
- ¹⁷ A. Chrestin, T. Matsuyama, and U. M erkt, Phys. Rev. B 55, 8457 (1997).
- ¹⁸ S. Skalski, O. Betbeder-Matibet, and P. R. Weiss, Phys. Rev. 136, A1500 (1964).
- ¹⁹ G. Tkachov and K. Richter, Phys. Rev. B 71, 094517 (2005); G. Tkachov and V. I. Fal'ko, Phys. Rev. B 69, 092503 (2004).
- ²⁰ H. Le Sueur, P. Joyez, H. Pothier, C. Urbina, and D. Esteve, Phys. Rev. Lett. 100, 197002 (2008).
- ²¹ The Zeeman shift ($g_{\text{InAs}} = -15$) is 3-4 times smaller than g_D : I. Zutic, S. DasSarma, Phys. Rev. B 60, R16322 (1999).
- ²² This is justified, since, for the parallel field, the London penetration depth $\lambda_L \approx 110$ nm is much larger than half of the Nb/InAs bilayer thickness $(d_S + d_N)/2 = 25$ nm,

while, for the perpendicular eld, the Pearl penetration
 depth $p = 2 \frac{\lambda}{L} = d_s$ ' 700 nm is larger than half of the

Nb stripe width $W_s = 2 = 500$ nm .