

Autoresonant germ in dissipative system

Oleg Kiselev Sergei Golovinskiy^Y

January 4, 2022

Abstract

We study an initial stage of autoresonant growth of a solution in a dissipative system. We construct an asymptotic formula of an autoresonant germ that is an attractor for autoresonant solutions. We present a moment of a fall and a maximum value of the amplitude for the germ. Numerical simulations are done.

1 Statement of the problem

In this paper we study an effect of a dissipation on an autoresonant solution. Let us consider the perturbed Duffing's oscillator with a dissipation term:

$$u'' + u + 4\epsilon^{2=3} u^0 - \frac{\mu}{2} u^3 = 4\epsilon^{\frac{\mu}{2}} f \cos(\omega t); \quad (1)$$

Here ϵ is a small positive parameter, $\omega = (1 - \epsilon^{\mu=3})t$, $\mu > 0$ and $f > 0$.

The orders of the dissipation and perturbation have special powers of ϵ . It does not lead to a loss of generality because these terms contain additional parameters μ and f . On the other hand it allows us to include these terms in the primary resonance equation [1].

The autoresonance means the essential growth of nonlinear oscillations due to a small oscillating force [2]. This phenomenon appears for (1) when the frequency of perturbation decreases slowly and $\mu = 0$ [2, 3, 4]. If $\mu > 0$ numerical simulations show that the growth presents on an initial stage. The direct analysis of the primary resonance equation allows one to estimate the

⁰Institute of Mathematics, USC RAS (ok@ufanet.ru)

^YUfa State Petroleum Technical University (sg@anrb.ru)

maximum value of the solution. It was done for a slightly different equation in [5].

We study the solution of (1) in the form

$$u = \epsilon^3 (A) e^{i(t - \tau)} + c.c.;$$

where $\tau = \omega^2 t$ and c.c. means a complex conjugate term. The amplitude of the oscillations is determined by the primary resonance equation

$$i A^0 + (j - \gamma A^2) A + i A = f; \quad (2)$$

When $\gamma = 0$ there exist increasing solutions of (2). These solutions are related to the autoresonance phenomenon, see [2, 3, 4].

To clear the problem we present results of numerical simulations when $\gamma > 0$.

On the Figure 1 one can see the initial stage of growing for τ and the rapid fall.

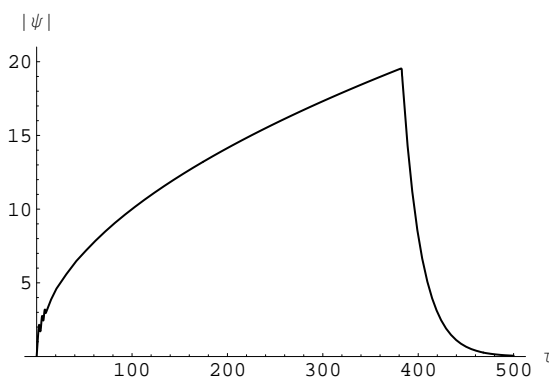


Figure 1: Modulus of solution for (2) with $j = 0 = 0, f = 1$ and $\gamma = 0.05$. The growing part of the curve is related to the autoresonant phenomenon. The breakpoint shows the boundedness of the autoresonant growing in the system with dissipation.

Our goal is to obtain the autoresonant germ and study his behavior up to the moment of fall.

2 Result

If ϵ is small then the autoresonant germ has the form

$$g(\tau) = p_0 + \frac{p_1}{f^2 - \tau^2} - \frac{p_2}{f} i \frac{p_3}{f} e^{2i \frac{\tau}{(f^2 - \tau^2)}}; \quad 1:$$

The life time of this germ is bounded by $\frac{f^2}{2}$ as $\epsilon \rightarrow 0$. This germ is an attractor for captured solutions. The captured solutions approach to the germ as $O(\epsilon^2 \exp(-\gamma \tau))$.

3 Asymptotic behavior of autoresonant germ

When $\epsilon = 0$ there exist pure algebraic solutions of (2) as [1]. They were studied in [4]. Similar solutions of second order dissipativeless equations are called slowly varying equilibria [6].

Let us construct a solution of (2) with a slowly varying leading-order term as $\epsilon > 0$. After the following substitution

$$t = \tau^2; \quad \theta = \tau \theta'$$

we obtain

$$i \tau^4 \theta'' + (\tau^3 \theta')' + i \tau^3 \theta = \tau^3 f; \quad (3)$$

We construct the solution of the form

$$\theta(\tau; \epsilon) = \tau^p \left[\theta_0(\tau) + \tau^2 R(\tau; \epsilon) \right] \exp(i(\theta_0(\tau) + \tau^2 A(\tau; \epsilon))); \quad (4)$$

where $0 < p < 1$ and $\tau = \epsilon^{-1/2}$ is a fast variable.

Substitute (4) into (3) and gather terms with the same order of ϵ . It allows us to determine functions $\theta_0; \theta_1$ and R_1

$$\begin{aligned} \theta_0 &= \frac{p-1}{f}; \\ \theta_1 &= \frac{p-1}{2(f^2)}; \\ R_1 &= \frac{p-1}{2}: \end{aligned}$$

The residual terms R and A are solutions of the system

$$R^0 = \tau^2 \theta_1 \theta_0' + \tau^2 R + \tau^2 f \sin(\theta_0 + \tau^2 A) + f \sin(\theta_0) + f \theta_1 \cos(\theta_0); \quad (5)$$

$$A^0 = \frac{0}{0} + \tau^2 \theta_1 \theta_0' + \tau^3 \theta_1 \theta_0'' + 2 \tau^p R - \tau^5 R^2 - \tau^4 \theta_1 R + f \cos(\theta_0 + \tau^2 A) \cos(\theta_0) \tau^p + \tau^3 \theta_1(\tau) + \tau^4 R - \frac{1}{\tau^p} :$$

The right hand side of equations contains slowly varying coefficients with respect to the fast independent variable τ . Similar equations were studied

by applying WKB-method in [7]. The linearization of (5) gives the system with eigenvalues

$$\lambda_{1,2} = i(2)^{1/2} \frac{p}{f^2} \pm \frac{p}{2} \frac{(f^2)^{1/2}}{(f^2)^{3/2}} = \frac{1}{2} \omega^2 + O(\omega^5):$$

It shows the stability of the solution with respect to the linear approximation. It means that all captured solutions are represented by

$$p_0 + \frac{3}{2} \exp(i(\omega_0 + \frac{1}{2}\omega^2)t) + O(\omega^4 \exp(\frac{1}{2}\omega^2 t)); \quad \omega < f^2:$$

As a result we obtain the autoresonant germ

$$g(\omega; t) = p_0 + \frac{3}{2} \frac{p}{f^2} \frac{p}{f} \frac{p}{f} e^{2i \frac{p}{(f^2)^{3/2}} t}: \quad (6)$$

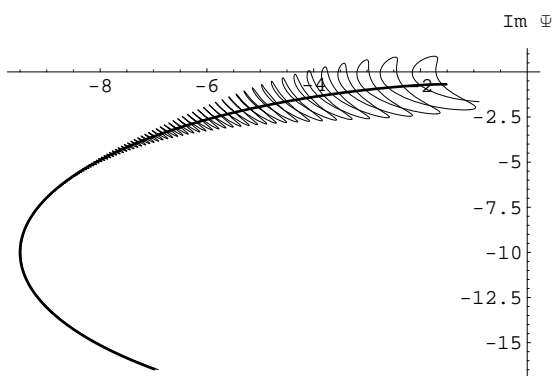
The representation (6) allows us to estimate the life time of the germ

$$\frac{f}{\omega^2}:$$

The maximum amplitude of solutions that are captured into the autoresonance is

$$\max_j |j| \frac{f_j}{\omega^2}:$$

4 Numerical simulations



Here we present the result of numerical simulations. Figure 2 shows the exponential sticking of the numerical solution and the autoresonant germ. The heavy line corresponds to the germ and the thin line shows the behavior of numerical solution of (2) with for zero initial data, $f = 1$ and $\gamma = 0.05$.

Figure 2: Sticking of the germ and numerical solution.

5 Control of autoresonance with dissipation

In this section we show a way to control the amplitude of the autoresonant oscillations in a system with the dissipation. In previous section we demonstrated that solutions fall. To prevent the fall one should stop the growth of the frequency of driving force.

Here we present a result of numerical simulations. We suppose to stop the change of the frequency in equation (2). It leads to a capture of the amplitude. We demonstrate the numerical result when the term and

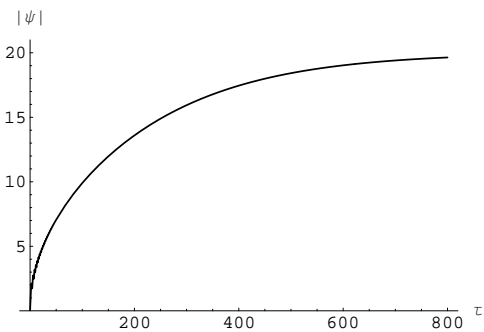


Figure 3: Control of autoresonant solution of (2) for $j=0 = 0$, $f = 1$ and $\gamma = 0.05$.

in (2) is changed by $(=f) \tanh(f =)$

$$\dot{\omega} = 1 - \frac{\omega^3}{2f} \tanh \frac{f}{\omega} \quad (1)$$

6 Conclusions

In this paper we obtained the autoresonant germ in equation (1)

$$u = \omega^3 g(\omega^2 t) \exp(i(\omega^3 t^2)g); \quad t = \omega^2 : \quad (2)$$

We found that

$$\max |j_j| \sim \frac{f}{\epsilon^3}$$

and the solution is growing up to the moment $t \sim \epsilon^{2/3} f^{-2/3}$.

Acknowledgments. This work was supported by grants RFBR 09-01-92436-KE-a and DFG TA 289/4-1 and Grant for Scientific School 2215.2008.1.

References

- [1] N.N. Bogolyubov, Yu.A. Mitropol'skij, *Asymptotic methods in the theory of non-linear oscillations*, Hindustan Publishing Corp., Delhi; Gordon and Breach Science Publishers, New York, 1961.
- [2] B. Meerson, L. Friedland, Strong autoresonance excitation of Rydberg atoms: the Rydberg accelerator, *Phys. Rev. A*, 41:9 (1990), 5233-5236.
- [3] Kalyakin L.A., Asymptotics for the solutions of the principal resonance equations at infinity, *Dokl. RAS*, 2003. V. 388, N 3. P. 305-308.
- [4] O.M. Kiselev, S.G. Glebov. An asymptotic solution slowly crossing the separatrix near a saddle-center bifurcation point. *Nonlinearity*, 2003, v.16, pp.327-362.
- [5] M.A. Shamutdinov, L.A. Kalyakin, A.A. Khal'na, A.L. Sukhonosov, Autoresonance in a Ferromagnetic Plate with a Stripe Domain Structure, *Izvestiya Rossiiskoi Akademii Nauk. Seriya Fizicheskaya*, 2008, Vol. 72, No. 10, pp. 1487-1489.
- [6] R. Haberman. Nonlinear transition layers - the second Painleve transcendent, *Studies in Applied Math.* 57 (1977), pp. 247-270.
- [7] W. Wasow. *Asymptotic expansions for ordinary differential equations*. Wiley, 1965.