

Precise Predictions for $W + 3$ Jet Production at Hadron Colliders

C. F. Berger^a, Z. Bern^b, L. J. Dixon^c, F. Febres Cordero^b,

D. Forde^c, T. Gleisberg^c, H. Ita^b, D. A. Kosower^d and D. Maître^e

^a*Center for Theoretical Physics, Massachusetts Institute of Technology, Cambridge, MA 02139, USA*

^b*Department of Physics and Astronomy, UCLA, Los Angeles, CA 90095-1547, USA*

^c*SLAC National Accelerator Laboratory, Stanford University, Stanford, CA 94309, USA*

^d*Institut de Physique Théorique, CEA-Saclay, F-91191 Gif-sur-Yvette cedex, France*

^e*Department of Physics, University of Durham, DH1 3LE, UK*

We report on the first next-to-leading order QCD computation of $W + 3$ -jet production in hadronic collisions including all partonic subprocesses. We compare the results with CDF data from the Tevatron, and find excellent agreement. The renormalization and factorization scale dependence is reduced substantially compared to leading-order calculations. The required one-loop matrix elements are computed using on-shell methods, implemented in a numerical program, BLACKHAT. We use the SHERPA package to generate the real-emission contributions and to integrate the various contributions over phase space. We use a leading-color (large- N_c) approximation for the virtual part, which we confirm in $W + 1, 2$ -jet production to be valid to within three percent. The present calculation demonstrates the utility of on-shell methods for computing next-to-leading-order corrections to processes important to physics analyses at the Large Hadron Collider.

PACS numbers: 12.38.-t, 12.38.Bx, 13.87.-a, 14.70.-e, 14.70.Fm, 11.15.-q, 11.15.Bt, 11.55.-m

Particle physicists have long anticipated the discovery of new physics beyond the Standard Model at the Large Hadron Collider (LHC) at CERN. In many channels, discovering, understanding, and measuring new physics signals will require quantitatively reliable predictions for Standard Model background processes. Next-to-leading order (NLO) calculations in perturbative QCD are crucial to providing such predictions. Leading-order (LO) cross sections suffer from large normalization uncertainties, up to a factor of two in complex processes. NLO corrections typically reduce the uncertainties to 10–20% [1].

The production of a vector boson in association with multiple jets of hadrons is an important process. It forms a background to Standard Model processes such as top quark production, as well as to searches for supersymmetry. Here we present the first NLO computation of $W + 3$ -jet production that can be compared directly to data, namely CDF results [2] from the Tevatron.

The development of methods for computing high-multiplicity processes at NLO has involved a dedicated effort over many years, summarized in ref. [1]. The longstanding bottleneck to NLO computations with four or more final-state objects—including jets—has been in evaluating one-loop (virtual) corrections. Feynman-diagram techniques suffer from a rapid growth in complexity as the number of legs increases; in QCD, NLO corrections to processes with four final state objects have been limited to the case of all external quarks [3]. On-shell methods [4, 5, 6, 7, 8, 9, 10, 11, 12], in contrast, do not use Feynman diagrams, but rely on the analyticity and unitarity of scattering amplitudes to generate new amplitudes from previously-computed ones. Such meth-

ods scale extremely well as the number of external legs increases [9, 13, 14], offering a solution to these difficulties.

In an on-shell approach, terms in a one-loop amplitude containing branch cuts are computed by matching the unitarity cuts (products of tree amplitudes) with an expansion of the amplitude in terms of a basis of scalar integrals [4]. Recent refinements [6, 10, 11, 15], exploiting complexified loop momenta, greatly enhance the effectiveness of generalized (multiple) cuts [5]. Evaluating the cuts in four dimensions allows the use of compact forms for the tree amplitudes which enter as ingredients. This procedure drops rational terms, which could be computed by evaluating the cuts in D dimensions [16]. One may also obtain the rational terms using on-shell recursion, developed by Britto, Cachazo, Feng and Witten at tree level [7], and extended to loop level in refs. [8, 9].

Within the BLACKHAT program [13], we determine coefficients of scalar integrals using Forde’s analytic approach [11], also incorporating elements from the approach of Ossola, Papadopoulos and Pittau (OPP) [10]. For the rational terms, we have implemented both loop-level on-shell recursion and a massive continuation approach (related to D -dimensional unitarity) along the lines of Badger’s method [15]. The on-shell recursion code is faster at present, so we use it here. The requisite speed and numerical stability of BLACKHAT have been validated for one-loop six-, seven- and eight-gluon amplitudes [13], and for leading-color amplitudes for a vector boson with up to five partons [17], required for the present study. (A subsequent computation of one-loop matrix elements needed for $W + 3$ -jet production using

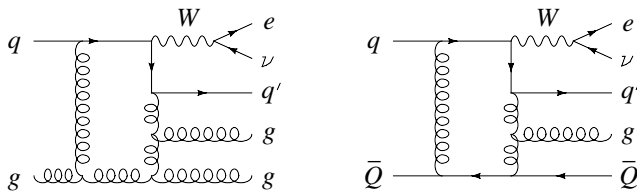


FIG. 1: Sample diagrams for the seven-point amplitudes $qg \rightarrow e\nu q'gg$ and $q\bar{Q} \rightarrow e\nu q'g\bar{Q}$. The $e\nu$ pair couples to the quarks via a W boson.

D -dimensional generalized unitarity within the OPP formalism was described in ref. [18].) Other numerical programs along similar lines are presented in refs. [14, 19].

To speed up the evaluation of the virtual cross section, we make use of a leading-color (large- N_c) approximation for the finite parts of the one-loop amplitudes, keeping the exact color dependence in all other parts of the calculation. Such approximations have long been known to be excellent for the four-jet rate in e^+e^- annihilation [20]. A similar approximation was used recently for an investigation of $W + 3$ -jet production [21], which, however, also omitted many partonic subprocesses. Our study retains all subprocesses. In addition, we keep all subleading-color terms in the real-emission contributions. In the finite virtual terms of each subprocess we drop certain subleading-color contributions. “Finite” refers to the ϵ^0 term in the Laurent expansion of the infrared-divergent one-loop amplitudes in $\epsilon = (4 - D)/2$, after extracting a multiplicative factor of $c_T(\epsilon) \equiv \Gamma(1+\epsilon)\Gamma^2(1-\epsilon)/\Gamma(1-2\epsilon)/(4\pi)^{2-\epsilon}$. “Subleading-color” refers to the part of the ratio of the virtual terms to tree cross section that is suppressed by at least one power of either $1/N_c^2$ or n_f/N_c (virtual quark loops). We multiply the surviving, leading-color terms in this ratio back by the tree cross section, with its full color dependence.

For this approximation, we need only the color-ordered (primitive) amplitudes in which the W boson is adjacent to the two external quarks forming the quark line to which it attaches. Representative Feynman diagrams for these primitive amplitudes are shown in fig. 1. Other primitive amplitudes have external gluons (or a gluon splitting to a $\bar{Q}Q$ pair) attached between the W boson and the two above-mentioned external quarks; they only contribute [22] to the subleading-color terms that we drop. As discussed below, we have confirmed that for $W + 1, 2$ -jet production this leading-color approximation is valid to within three percent, so we expect corrections to the $W + 3$ -jet cross-sections from subleading-color terms also to be small.

In addition to the virtual corrections to the cross section provided by BLACKHAT, the NLO result also requires the real-emission corrections to the LO process. The latter arise from tree-level amplitudes with one additional parton, either an additional gluon, or a quark–

number of jets	CDF	LC NLO	NLO
1	53.5 ± 5.6	$58.3^{+4.6}_{-4.6}$	$57.8^{+4.4}_{-4.0}$
2	6.8 ± 1.1	$7.81^{+0.54}_{-0.91}$	$7.62^{+0.62}_{-0.86}$
3	0.84 ± 0.24	$0.908^{+0.044}_{-0.142}$	—

TABLE I: Total cross sections in pb for $W + n$ jets with $E_T^{\text{th-jet}} > 25$ GeV as measured by CDF [2]. The results are compared to NLO QCD. For $W + 1$ and $W + 2$ jets, the difference between the leading-color approximation and the complete NLO result is under three percent. For $W + 3$ jets only the LC NLO result is currently available, but we expect a similarly small deviation for the full NLO result. Experimental statistical, systematic and luminosity uncertainties have been combined for the CDF results.

antiquark pair replacing a gluon. Infrared singularities develop when the extra parton momentum is integrated over unresolved phase-space regions. They cancel against singular terms in the virtual corrections, and against counterterms associated with the evolution of parton distributions. We use the program AMEGIC++ [23] to implement these cancellations via the Catani-Seymour dipole subtraction method [24]. The SHERPA framework [25] incorporates AMEGIC++, making it easy to analyze the results and construct a wide variety of distributions. For other automated implementations of the dipole subtraction method, see refs. [26].

The CDF analysis [2] employs the JETCLU cone algorithm [27] with a cone radius $R = \sqrt{(\Delta\phi)^2 + (\Delta\eta)^2} = 0.4$. However, this algorithm is not generally infrared safe at NLO, so we instead use the seedless cone algorithm SISCONC [28]. In general, at the partonic level we expect similar results from any infrared-safe cone algorithm. For $W + 1, 2$ jets we have confirmed that distributions using SISCONC are within a few percent of those obtained with the midpoint cone algorithm [29].

Both electron and positron final states are counted, and the following cuts are imposed: $E_T^e > 20$ GeV, $|\eta^e| < 1.1$, $\cancel{E}_T > 30$ GeV, $M_T^W > 20$ GeV, and $E_T^{\text{jet}} > 20$ GeV. Here E_T is the transverse energy, \cancel{E}_T is the missing transverse energy, M_T^W the transverse mass of the $e\nu$ pair and η the pseudorapidity. Jets are ordered by E_T , and are required to have $|\eta| < 2$. Total cross sections are quoted with a tighter jet cut, $E_T^{\text{jet}} > 25$ GeV. CDF also imposes a minimum ΔR between the charged decay lepton and any jet; the effect of this cut, however, is removed by the acceptance corrections.

CDF compared [2] their measured $W + n$ -jet cross sections to LO (matched to parton showers [30]) and the then-available NLO theoretical predictions. The LO calculations differ substantially from the data, especially at lower E_T , and have large scale-dependence bands. In contrast, the NLO calculations for $n \leq 2$ jets (using the MCFM code [31], with the $V + 4$ -parton one-loop matrix elements of ref. [5]) show much better agreement, and

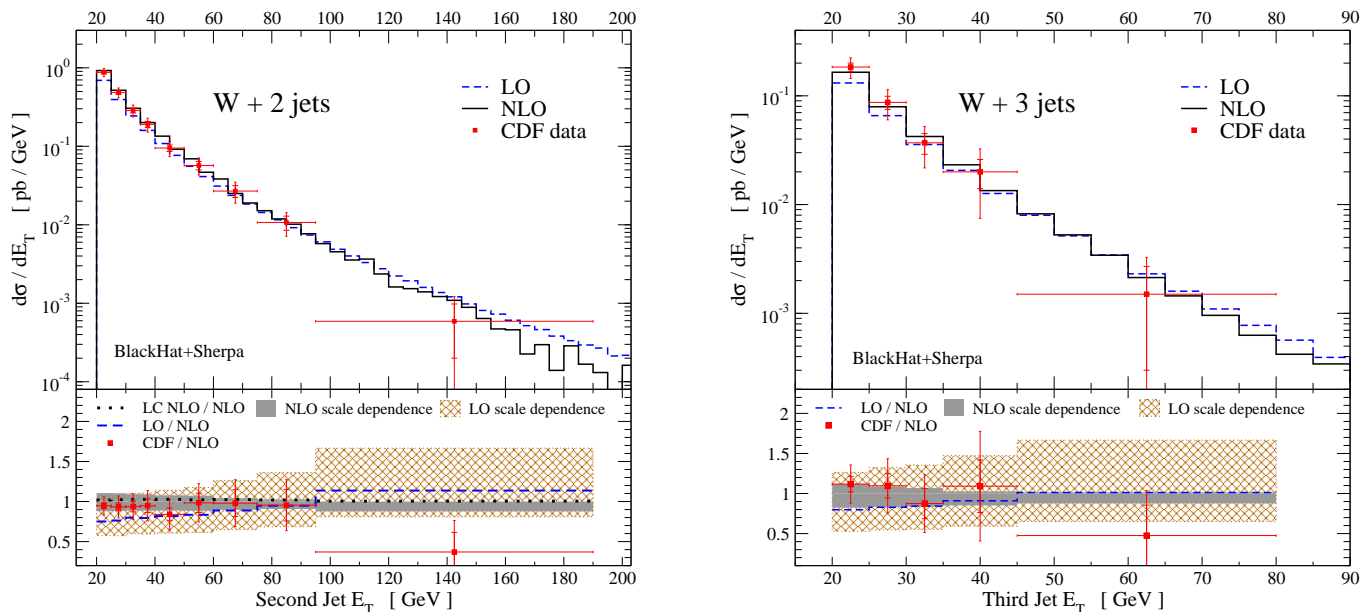


FIG. 2: The measured cross section $d\sigma(W \rightarrow e\nu + \geq n\text{-jets})/dE_T^{n\text{th-jet}}$ compared to NLO predictions for $n = 2, 3$. In the upper panels the NLO distribution is the solid (black) histogram, and CDF data points are the (red) points, whose inner and outer error bars denote the statistical and total uncertainties on the measurements. The LO predictions are shown as dashed (blue) lines. The lower panels show the distribution normalized to an NLO prediction, the full one for $n = 2$ and the leading-color one for $n = 3$, in the experimental bins (that is, averaging over several bins in the upper panel). The scale uncertainty bands are shaded (gray) for NLO and cross-hatched (brown) for LO. In the $n = 2$ case, the dotted (black) line shows the ratio of the leading-color approximation to the full-color calculation.

narrow scale-dependence bands. See ref. [2] for details.

Our aim in this Letter is to extend this comparison to $n = 3$ jets. We apply the same lepton and jet cuts as CDF, replacing the \cancel{E}_T cut by one on the neutrino E_T , and ignoring the lepton-jet ΔR cut removed by acceptance. We approximate the Cabibbo-Kobayashi-Maskawa matrix by the unit matrix, express the W coupling to fermions using the Standard Model parameters $\alpha_{\text{QED}} = 1/128.802$ and $\sin^2 \theta_W = 0.230$, and use $m_W = 80.419$ GeV and $\Gamma_W = 2.06$ GeV. We use the CTEQ6M [32] parton distribution functions (PDFs) and an event-by-event common renormalization and factorization scale, $\mu = \sqrt{m_W^2 + p_T^2(W)}$. To estimate the scale dependence we choose five values in the range $(\frac{1}{2}, 2) \times \mu$. The numerical integration errors are on the order of a half percent. We do not include PDF uncertainties. For $W + 1, 2$ -jet production these uncertainties have been estimated in ref. [2]. In general they are smaller than the scale uncertainties at low E_T but larger at high E_T . The LO calculation uses the CTEQ6L1 PDF set. For $n = 1, 2$ jets, NLO total cross sections agree with those from MCFM [31], for various cuts. As our calculation is a parton-level one, we do not apply corrections due to non-perturbative effects such as induced by the underlying event or hadronization. Such corrections are expected to be under ten percent [2].

In table I, we collect the results for the total cross section, comparing CDF data to the NLO theoretical

predictions computed using BLACKHAT and SHERPA. The columns labeled “LC NLO” and “NLO” show respectively the results for our leading-color approximation to NLO, and for the full NLO calculation. The leading-color NLO and full NLO cross-sections for $W + 1$ - and $W + 2$ -jet production agree to within three percent. We thus expect only a small change in the results for $W + 3$ -jet production once the missing subleading-color contributions are incorporated.

We have also compared the E_T distribution of the n^{th} jet in CDF data to the NLO predictions for $W + 1, 2, 3$ -jet production. For $W + 2, 3$ -jets these comparisons are shown in fig. 2, including scale-dependence bands obtained as described above. For reference, we also show the LO distributions and corresponding scale-dependence band. (The calculations matching to parton showers [30] used in ref. [2] make different choices for the scale variation and are not directly comparable to the parton-level predictions shown here.) The NLO predictions match the data very well, and uniformly in all but the highest E_T bin. The central values of the LO predictions, in contrast, have different shapes from the data. The scale dependence of the NLO predictions is substantially smaller than that of the LO ones. In the $W + 2$ -jet case, we also show the ratio of the leading-color approximation to the full-color result within the NLO calculation: the two results differ by less than three percent over the entire transverse energy range, considerably smaller than

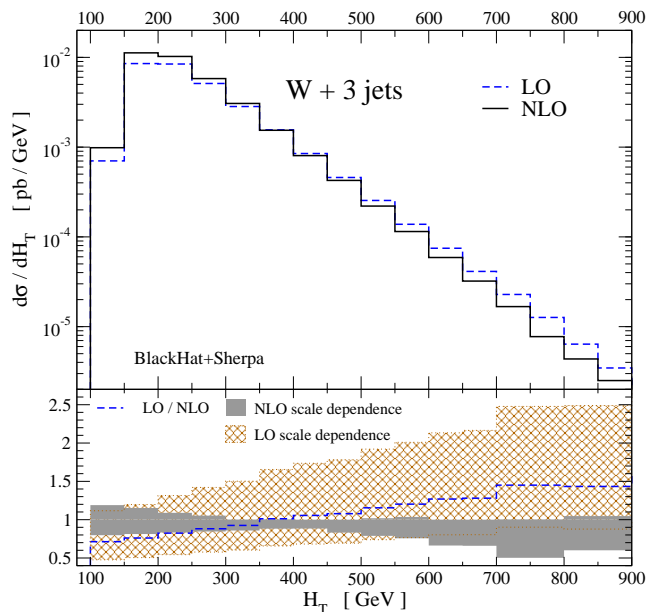


FIG. 3: The theoretical prediction for the H_T distribution in $W + 3$ -jet production. The curves and bands are labeled as in fig. 2.

the scale dependence (and experimental uncertainties).

In fig. 3, we show the distribution for the total transverse energy H_T , given by the scalar sum of the jet and lepton transverse energies, $H_T = \sum_j E_{T,j}^{\text{jet}} + E_T^e + \cancel{E}_T$. We show the NLO and LO predictions, along with their scale-uncertainty bands. As in the E_T distributions, the NLO band is much narrower; and the shape of the distribution is altered at NLO from the LO prediction.

In summary, we have presented the first phenomenologically useful NLO study of $W + 3$ -jet production, and compared the total cross section and the jet E_T distribution to Tevatron data [2]. The results demonstrate the utility of the on-shell method and its numerical implementation in the BLACKHAT code for NLO computations of phenomenologically-important processes at the LHC.

We thank Jay Hauser, Warren Mori, Sasha Pronko and Rainer Wallny for helpful discussions. This research was supported by the US Department of Energy under contracts DE-FG03-91ER40662, DE-AC02-76SF00515 and DE-FC02-94ER40818. DAK's research is supported by the Agence Nationale de la Recherche of France under grant ANR-05-BLAN-0073-01, and by the European Research Council under Advanced Investigator Grant ERC-AdG-228301. This research used resources of Academic Technology Services at UCLA and of the National Energy Research Scientific Computing Center, which is supported by the Office of Science of the U.S. Department of Energy under Contract No. DE-AC02-05CH11231.

- [1] Z. Bern *et al.*, 0803.0494 [hep-ph].
- [2] T. Aaltonen *et al.* [CDF Collaboration], Phys. Rev. D **77**, 011108 (2008) [0711.4044 [hep-ex]].
- [3] A. Bredenstein, A. Denner, S. Dittmaier and S. Pozzorini, JHEP **0808**, 108 (2008) [0807.1248 [hep-ph]].
- [4] Z. Bern, L. J. Dixon, D. C. Dunbar and D. A. Kosower, Nucl. Phys. B **425**, 217 (1994) [hep-ph/9403226]; Nucl. Phys. B **435**, 59 (1995) [hep-ph/9409265].
- [5] Z. Bern, L. J. Dixon and D. A. Kosower, Nucl. Phys. B **513**, 3 (1998) [hep-ph/9708239].
- [6] R. Britto, F. Cachazo and B. Feng, Nucl. Phys. B **725**, 275 (2005) [hep-th/0412103].
- [7] R. Britto, F. Cachazo and B. Feng, Nucl. Phys. B **715**, 499 (2005) [hep-th/0412308]; R. Britto, F. Cachazo, B. Feng and E. Witten, Phys. Rev. Lett. **94**, 181602 (2005) [hep-th/0501052].
- [8] Z. Bern, L. J. Dixon and D. A. Kosower, Phys. Rev. D **71**, 105013 (2005) [hep-th/0501240]; Phys. Rev. D **72**, 125003 (2005) [hep-ph/0505055]; Phys. Rev. D **73**, 065013 (2006) [hep-ph/0507005].
- [9] C. F. Berger, Z. Bern, L. J. Dixon, D. Forde and D. A. Kosower, Phys. Rev. D **74**, 036009 (2006) [hep-ph/0604195].
- [10] G. Ossola, C. G. Papadopoulos and R. Pittau, Nucl. Phys. B **763**, 147 (2007) [hep-ph/0609007]; R. K. Ellis, W. T. Giele and Z. Kunszt, JHEP **0803**, 003 (2008) [0708.2398 [hep-ph]].
- [11] D. Forde, Phys. Rev. D **75**, 125019 (2007) [0704.1835 [hep-ph]].
- [12] Z. Bern, L. J. Dixon and D. A. Kosower, Annals Phys. **322**, 1587 (2007) [0704.2798 [hep-ph]].
- [13] C. F. Berger *et al.*, Phys. Rev. D **78**, 036003 (2008) [0803.4180 [hep-ph]].
- [14] W. T. Giele and G. Zanderighi, 0805.2152 [hep-ph].
- [15] S. D. Badger, JHEP **0901**, 049 (2009) [0806.4600 [hep-ph]].
- [16] Z. Bern and A. G. Morgan, Nucl. Phys. B **467**, 479 (1996) [hep-ph/9511336]; Z. Bern, L. J. Dixon, D. C. Dunbar and D. A. Kosower, Phys. Lett. B **394**, 105 (1997) [hep-th/9611127]; C. Anastasiou, R. Britto, B. Feng, Z. Kunszt and P. Mastrolia, Phys. Lett. B **645**, 213 (2007) [hep-ph/0609191]; R. Britto and B. Feng, JHEP **0802**, 095 (2008) [0711.4284 [hep-ph]]; W. T. Giele, Z. Kunszt and K. Melnikov, JHEP **0804**, 049 (2008) [0801.2237 [hep-ph]]; G. Ossola, C. G. Papadopoulos and R. Pittau, JHEP **0805**, 004 (2008) [0802.1876 [hep-ph]]; R. Britto, B. Feng and P. Mastrolia, Phys. Rev. D **78**, 025031 (2008) [0803.1989 [hep-ph]]; R. K. Ellis, W. T. Giele, Z. Kunszt and K. Melnikov, 0806.3467 [hep-ph].
- [17] C. F. Berger *et al.*, 0808.0941 [hep-ph].
- [18] R. K. Ellis, W. T. Giele, Z. Kunszt, K. Melnikov and G. Zanderighi, JHEP **0901**, 012 (2009) [0810.2762 [hep-ph]].
- [19] G. Ossola, C. G. Papadopoulos and R. Pittau, JHEP **0803**, 042 (2008) [0711.3596 [hep-ph]]. A. Lazopoulos, 0812.2998 [hep-ph]; J. C. Winter and W. T. Giele, 0902.0094 [hep-ph].
- [20] L. J. Dixon and A. Signer, Phys. Rev. D **56**, 4031 (1997) [hep-ph/9706285].
- [21] R. K. Ellis, K. Melnikov and G. Zanderighi, 0901.4101

- [hep-ph].
- [22] Z. Bern, L. J. Dixon and D. A. Kosower, Nucl. Phys. B **437**, 259 (1995) [hep-ph/9409393].
- [23] T. Gleisberg and F. Krauss, Eur. Phys. J. C **53**, 501 (2008) [0709.2881 [hep-ph]].
- [24] S. Catani and M. H. Seymour, Nucl. Phys. B **485**, 291 (1997) [Erratum-ibid. B **510**, 503 (1998)] [hep-ph/9605323].
- [25] T. Gleisberg *et al.*, JHEP **0902**, 007 (2009) [0811.4622 [hep-ph]].
- [26] M. H. Seymour and C. Tevlin, 0803.2231 [hep-ph]; K. Hasegawa, S. Moch and P. Uwer, Nucl. Phys. Proc. Suppl. **183**, 268 (2008) [0807.3701 [hep-ph]]; R. Frederix, T. Gehrmann and N. Greiner, JHEP **0809**, 122 (2008) [0808.2128 [hep-ph]].
- [27] F. Abe *et al.* [CDF Collaboration], Phys. Rev. D **45**, 1448 (1992).
- [28] G. P. Salam and G. Soyez, JHEP **0705**, 086 (2007) [0704.0292 [hep-ph]].
- [29] R. Akers *et al.* [OPAL Collaboration], Z. Phys. C **63**, 197 (1994); M. H. Seymour, Nucl. Phys. B **513**, 269 (1998) [hep-ph/9707338].
- [30] S. Catani, F. Krauss, R. Kuhn and B. R. Webber, JHEP **0111**, 063 (2001) [hep-ph/0109231]; M. L. Mangano, M. Moretti, F. Piccinini and M. Treccani, JHEP **0701**, 013 (2007) [hep-ph/0611129]. S. Mrenna and P. Richardson, JHEP **0405**, 040 (2004) [hep-ph/0312274].
- [31] J. M. Campbell and R. K. Ellis, Phys. Rev. D **65**, 113007 (2002) [hep-ph/0202176].
- [32] J. Pumplin *et al.*, JHEP **0207**, 012 (2002) [hep-ph/0201195].