

Strong influence of a magnetic layer on the critical current of Nb bridge in finite magnetic fields due to surface barrier effect

D. Y. Vodolazov, B. A. Gribkov, A. Yu. Klimov, V. V. Rogov and S. N. Vdovichev
Institute for Physics of Microstructures, Russian Academy of Sciences, 603950, Nizhny Novgorod, GSP-105, Russia
(dated: April 2, 2024)

We measured the critical current of the bilayer Nb/Co in the applied magnetic field. When the magnetic field was tilted to the axis which was perpendicular to the plane of the bilayer we observed a large difference in critical currents flowing in opposite directions. We found that the largest critical current of the bilayer exceeded the critical current of the superconductor without Co layer in a wide range of the tilted magnetic fields. The theory which takes into account the surface barrier effect for vortex entry and magnetic field of the magnetic layer gave a quantitative explanation of our experimental results.

PACS numbers:

Keywords:

The last decade has seen a large activity (see for example [1, 2, 3, 4, 5, 6, 7, 8, 9, 10, 11]) in studying the superconductor-ferromagnetic systems in which the magnetic field of the magnet can be used for enhancing the critical current of the superconductor at zero and finite magnetic fields. The main idea of these works is to use the ferromagnetic sheath to shield magnetically the whole superconductor or the part of it from the applied magnetic field and/or from the self-induced field. It was experimentally proved that this method could lead to improve the critical current at finite magnetic fields in MgB_2/Fe wires [4] and BSCCO film covered by Ni [9] and to enhance the critical current in hybrid Nb/Co structure in the parallel magnetic field [6] as well as in Al film placed close to the Co/Pt stripe in a perpendicular magnetic field [7] and to decrease ac losses in BSCCO superconductors partially covered by Ni [11].

This work studies the dependence of the critical current (I_c) of the Nb/Co bilayer on the direction and value of the applied magnetic field and compares it with I_c of the superconducting bridge with a removed ferromagnetic layer. We prove that in our sample both bulk pinning and a strong surface barrier for vortex entrance exist. We demonstrate that in such superconductors the magnetic layer has much stronger influence on its transport properties than in superconductors with only bulk pinning [4, 8, 9]. The effect is mainly connected with a strong dependence of the width of the vortex free region (which exists in superconductors with a surface barrier [12, 13, 14]) on the local magnetic field. We observe a big difference in the value of the critical current depending on the direction of the current flow and we demonstrate that the largest critical current of a bilayer is larger than the critical current of the superconductor without magnetic layer in a wide range of the magnetic fields.

The samples were fabricated in one process from Nb/Si/Co multilayer by Ar etching process in photoresist mask. The Nb bridge was fabricated by a reactive magnetron sputtering and it had the critical tempera-

ture about 9.2 K. Ferromagnetic Co layer and Si layer as dielectric interlayer were prepared by magnetron sputtering. The thicknesses of Nb, Si and Co layers were about 100 nm and the width and the length of the fabricated bridge were 2 and 6 μm , respectively. The magnetic state of the Co layer was monitored by a Solver scanning probe microscope at room temperature in the 'ying' mode. The saturation magnetization of the Co layer was about 1200 G at 4.2 K. To measure the transport properties of superconducting Nb bridge (without a magnet) the ferromagnetic Co layer was removed in a weak solution of an acid. The measurements were performed at the temperature $T = 4.2$ K by the standard four probe method.

In Fig. 1a-b we present the measured critical current of bilayer and superconducting bridge without a magnetic layer for three directions of the applied magnetic field. When the magnetic field is perpendicular to the superconducting bridge the presence of the ferromagnet leads to suppression of the critical current in all magnetic fields (see Fig. 1a). The effect of Co layer is rather different when the applied magnetic field is tilted to the axis which is perpendicular to the plane of the bilayer (see Fig. 1b-c). First of all there exists a large difference in critical currents flowing in opposite directions at $H = 2$ kOe. Secondly, in low magnetic fields the value of the critical current depends not only on the direction of the current flow but also on the history. It is smaller when H is swept up and I_c is larger when H is swept down. Thirdly the largest critical current of the bilayer is larger than the critical current of superconductor without a magnet in a wide range of applied magnetic fields.

Let us to interpret our results using the model of the surface barrier (SB) for vortex entry/exit from the superconductor and magnetization of the ferromagnet by the applied magnetic field. According to SB effect the dependence $I_c(H)$ of the superconducting film should be linear in low magnetic fields [2, 13, 14]. From the slope of a linear dependence $I_c(H)$ we extracted London penetration length $\lambda \approx 120$ nm using the procedure

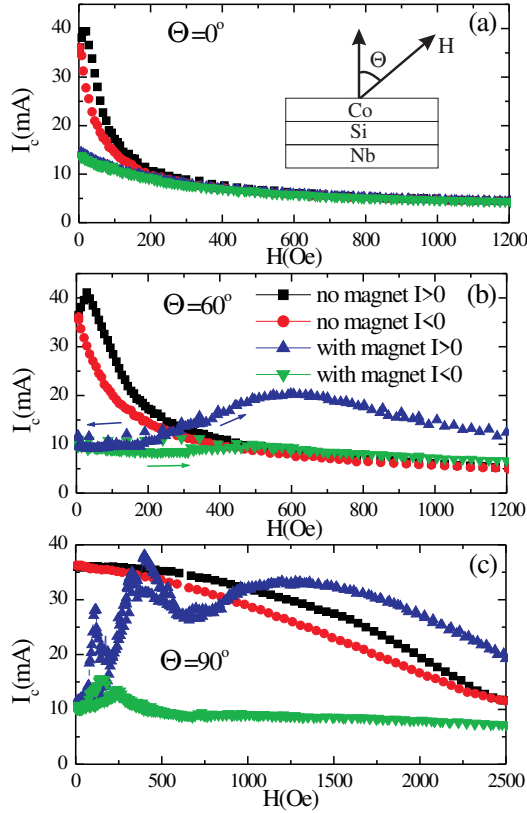


FIG. 1: (Color online) Dependence of the critical currents of bilayer and superconducting bridge without magnetic layer on applied magnetic field for three directions of H : a) magnetic field is perpendicular to plane of the bilayer/bridge; b) magnetic field is tilted on 60° to the axis which is perpendicular to bilayer/bridge; c) magnetic field is parallel to bilayer/bridge. In the insert we show the sketch of our sample and field direction.

of Ref. [14]. The important parameter in the surface barrier model is the critical current density at the edge of the superconductor j_s when the surface barrier is suppressed and vortices can enter the superconductor. It should be equal to depairing current density for the defect free superconductor [12, 14] and for real superconductors with surface defects j_s differs from sample to sample and can be different for opposite edges of the superconducting bridge. In the latter case it provides the difference in the value of the critical current flowing in opposite directions [14, 15] in the finite magnetic field. Using the dependence of λ and the coherence length ξ on mean free path l in 'dirty' limit [16] we estimated $l \approx 5.5$ nm and $(4.2\text{ K}) \approx 14$ nm for our sample (in 'pure' Nb $l \approx 41$ nm). For these values the depairing current density $j_{dep} \approx j_{GL} = \frac{1}{4} \frac{27}{c_0} 8 \times 10^{22} \text{ cm}^{-2} = 4.9 \times 10^7 \text{ A/cm}^2$ (j_{GL} is a critical current density in phenomenological

Ginzburg-Landau theory). From the comparison of the surface barrier model ($I_c(0) = j_s W d \sqrt{2} = (W d \sqrt{2} + \dots)$ – see Ref. [14]) and our maximal value of the critical current $I_c(160 \text{ Oe}) \approx 41 \text{ mA}$ we find $j_s \approx 0.72 j_{GL}$. If we take $I_c(0) \approx 36 \text{ mA}$ we obtain a little bit smaller value $j_s \approx 0.64 j_{GL}$.

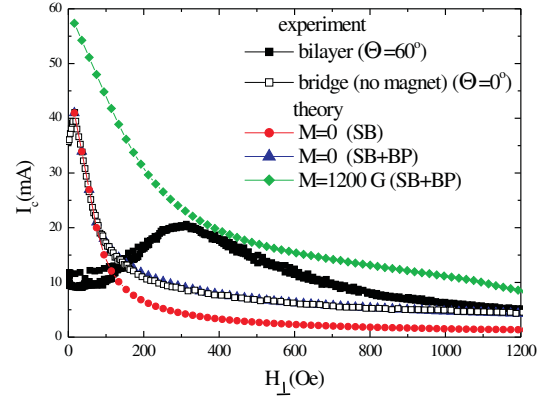


FIG. 2: (Color online) The experimental critical currents of superconducting bridge without magnetic layer placed in perpendicular magnetic field (empty squares) and bilayer (black squares) placed in tilted $\Theta = 60^\circ$ magnetic field as function of H_\perp . Triangles, circles and rhombs are theoretical values of critical current for our model system with zero and finite magnetization in presence of surface barrier (SB) effect and bulk pinning (BP).

To calculate the critical current of bilayer and bridge without a magnet in an external magnetic field we used the same model as in Ref. [6]. To find the dependence $I_c(H_\perp)$ we numerically solved Eq. (1) of Ref. [6] with conditions: i) maximal current density in superconductor cannot exceed j_s ; ii) in the region occupied by vortices the current density is equal to zero [12, 14] or pinning current density $j_p(H_\perp)$. In numerical calculations we used the parameters of our sample and neglected the influence of the parallel magnetic field.

In Fig. 2 we plot dependencies $I_c(H_\perp)$ found from the experiment with a superconducting bridge with removed magnetic layer in a perpendicular magnetic field and our theoretical results. One can see that the theory which incorporates both surface barrier effect and bulk pinning (BP) gives a better agreement with the experiment than the theory with SB effect only. We were able to extract the dependence $j_p(H_\perp)$ from the experiment with the bilayer in a perpendicular magnetic field because the domain structure of the demagnetized magnet efficiently suppresses the surface barrier effect (there are regions along the bridge where magnetic fields of the domain and transport current are summed and it effectively suppresses the surface barrier for vortex entry). Fitting

with expression $j_p(H_\perp) = j_{p0}(1 + (H_\perp/H_0))$ gives us $j_{p0} = 10^7 \text{ A/cm}^2$, $H_0 = 1280 \text{ e}$ and $\alpha = 0.6$.

In Fig. 2 we also plot the calculated dependence $I_c(H_\perp)$ at $M = 1200 \text{ G}$ (experimental value of saturation magnetization of our Co layer) and experimental results. We see that in theory the presence of the magnetized magnet leads to enhancing the critical current in all magnetic fields. We neglect in our calculations the influence of the parallel magnetic field and it provides the quantitative discrepancy between theory and experiment at large fields where $H_{\text{jj}} > 5000 \text{ e}$ (compare Fig. 1b and 1c). Because in our model we supposed that the magnet is in-plane magnetized with constant magnetization M we were not able to describe the dependence $I_c(H)$ of bilayer in low magnetic fields, where the magnet has a domain structure (we checked it at room temperature by MFM measurements). The increase of I_c in low magnetic fields may be explained by growing magnetization of initially demagnetized magnet. It is clear that the magnetization may not coincide with sweeping up and down magnetic field. It is the reason for the hysteresis in critical currents observed in low magnetic fields $H < 6000 \text{ e}$ in the experiment.

We can give a simple interpretation of enhancing the critical current in a superconducting bridge in the presence of a magnetic layer. In Fig. 3 we plot the calculated current density and magnetic field distributions in superconducting film with and without magnetized magnet at $H_\perp = 1 \text{ kOe}$. One can see that in the region where the external magnetic field is partially or fully compensated by the magnetic field of the magnet the current density is much larger than the pinning current density and hence there is no vortices. The width of a vortex free region with increasing H decays much faster than the pinning current density (compare Eq. (5) in Ref. [14] and our fitting expression for $j(H_\perp)$). When the magnetic field of the magnet compensates the perpendicular component of the external magnetic field in some part of the superconductor (see Fig. 3) the vortex free region considerably expands and the critical current is enhanced. The magnetic field of the magnet in the other part of the superconductor does not influence the critical current much because of a relatively weak dependence of $j_p(H_\perp)$.

If the applied magnetic field is parallel to the bilayer ($\theta = 90^\circ$), we also observe the critical current enhancement in large magnetic fields, but the reason for this effect is slightly different from the discussed above. At our parameters the parallel component of the magnetic field created by fully magnetized magnet is equal to about 480 Oe in the superconductor. Therefore the parallel magnetic field in superconducting film will be 480 Oe smaller than the applied field (in fields large enough to magnetize the magnet). It shifts the curve $I_c(H)$ to higher fields. In tilted magnetic fields in addition the perpendicular magnetic field is compensated in some part of the superconductor and it affects the critical current stronger than

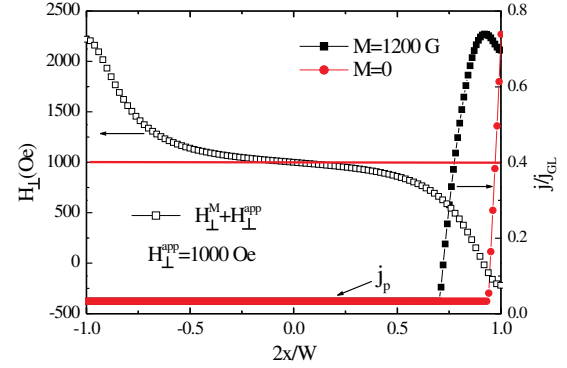


FIG. 3: (Color online) Modulation of the current density distribution in superconducting film placed in applied magnetic field $H_\perp^{\text{app}} = 1 \text{ kOe}$ at $I = I_c$ due to presence of the magnetic field of fully magnetized magnet with $M = 1200 \text{ G}$ (theory).

the compensation of the only parallel magnetic field.

In our previous work [6] we used narrow and long magnet to affect the critical current of the superconducting bridge. In a demagnetized state it did not have a domain structure (see Fig. 6 in Ref. [6]) and did not suppress I_c in zero magnetic field. But because it was much narrower than the superconductor its influence was relatively weak. In present work we covered the whole superconducting bridge by cobalt and it resulted in much stronger influence on I_c but as an edge effect the domain structure appears at $H = 0$ which suppresses I_c . Apparently, to solve this problem one should use the ferromagnet of the same length as the superconductor and split it to series of parallel stripes. It should favor the magnetization of the ferromagnetic stripes along the superconductor and do not affect the critical current at $H = 0$.

The work was supported by the Russian Foundation for Basic Research and by the Fundamental Program "Quantum Macrophysics" of the Russian Academy of Sciences. D.Y.V. acknowledges support from Dynasty Foundation. S.N.V. acknowledges support from Joint Program 'Basic Research and Higher Education'.

-
- [1] M. M. Ajjros, B. A. Glowacki, and A. M. Campbell, Physica C 338 251 (2000).
 - [2] B. A. Glowacki, M. M. Ajjros, N. A. Rutter, and A. M. Campbell, Physica C 357 1213 (2001).
 - [3] Y. A. Genenko, A. Snezhko, and H. C. Freyhardt, Phys. Rev. B 62, 3453 (2000).
 - [4] J. Horvat, X. L. Wang, S. Soltanian, and S. X. Dou, Appl. Phys. Lett. 80, 829 (2002).
 - [5] N. Toudou, P. Bernstein, J. F. Hamet, Ch. Simon, L. Mechin, J. P. Contour, and E. Jacquet, Appl. Phys. Lett. 85, 1742 (2004).

- [6] D . Y . Vodolazov, B . A . G r i b k o v, S . A . G u s e v, A . Yu . K l i n o v, Yu . N . N o z d r i n, V . V . R o g o v, and S . N . V d o v i c h e v, Phys. Rev. B 72, 064509 (2005).
- [7] M . M o r e l l e and V . V . M o s h c h a l k o v, Appl. Phys. Lett. 88, 172507 (2006).
- [8] Ch. Jooss, B. Brinkm eier, and H . H e e s e, Phys. Rev. B 72 144516 (2005).
- [9] A . K . M . A l a m g i r, C . G u, and Z . H a n, Physica C 432, 153 (2005).
- [10] F . G o m o r y, Appl. Phys. Lett. 89, 072506 (2006).
- [11] F . G o m o r y, J. Souc, M . V o j e n c i a k, A . K . A l a m g i r, Z . H a n, and Ch . G u, Appl. Phys. Lett. 90, 092506 (2007).
- [12] M . Yu . K u p r i y a n o v and K . K . L i k h a r e v, Fiz. Tverd. Tela 16, 2829 (1974) [Sov. Phys. Solid State 16, 1835 (1975)].
- [13] M . B e n k r a o u d a and J . R . C l e m, Phys. Rev. B 58, 15103 (1998).
- [14] B . L . T . P l o u r d e, D . J . V a n H a r l i n g e n, D . Yu . V o d o l a z o v, R . B e s s e l i n g, M . B . S . H e s s e l b e r t h, and P . H . K e s, Phys. Rev. B 64, 014503 (2001).
- [15] D . Y . V o d o l a z o v, F . M . P e e t e r s, Phys. Rev. B 72, 172508 (2005).
- [16] M . T i n k h a m, Introduction to superconductivity, (M c G r a w - H i l l, N Y, 1996).