

Study of phase stability of MnCr using the augmented space recursion based orbital peeling technique

Rudra Banerjee^b Abhijit Mukherjee^{b,a}

^aDepartment of Materials Science, S N Bose National Centre for Basic Sciences, Block JD, Sector III, Salt Lake, Kolkata 700098, India

^bAdvanced Materials Research Unit, S N Bose National Centre for Basic Sciences, Block JD, Sector III, Salt Lake, Kolkata 700098, India

Abstract

In an earlier communication we have developed a recursion based approach to the study of phase stability and transition of binary alloys [1]. We had combined the recursion method introduced by Haydock, Heine and Kelly [2] and the our augmented space approach [3] with the orbital peeling technique proposed by Burke [4] to determine the small energy differences involved in the discussion of phase stability. We extend that methodology for the study of MnCr alloys.

Key words: Phase stability, Recursion, Orbital Peeling

PACS: 61.46+ w, 36.40.Cg, 75.50.Pp

1 Introduction

In an earlier communication [1] we had introduced the augmented space recursion (ASR) [3] based orbital peeling method (OP) [4] as an useful and numerically accurate method for the calculation of the 'pair energies'. This allowed us to map the binary alloy problem onto an effective Ising-like model and study the stability or otherwise of different ordered phases that might arise if the disordered alloy is cooled below some critical temperature. The aim of this paper is to extend the use of this method to study MnCr alloys.

These pair energies are small differences of relatively large electronic energies and a brute force calculation is likely to yield these small numbers with errors which are usually of the order of or larger than the numbers themselves. Direct estimations like the OP method are therefore appropriate in these situations. Our earlier analysis of FeCr, FePd and PdV alloys illustrated the success of the ASR-OP method in predicting the low temperature phases of these

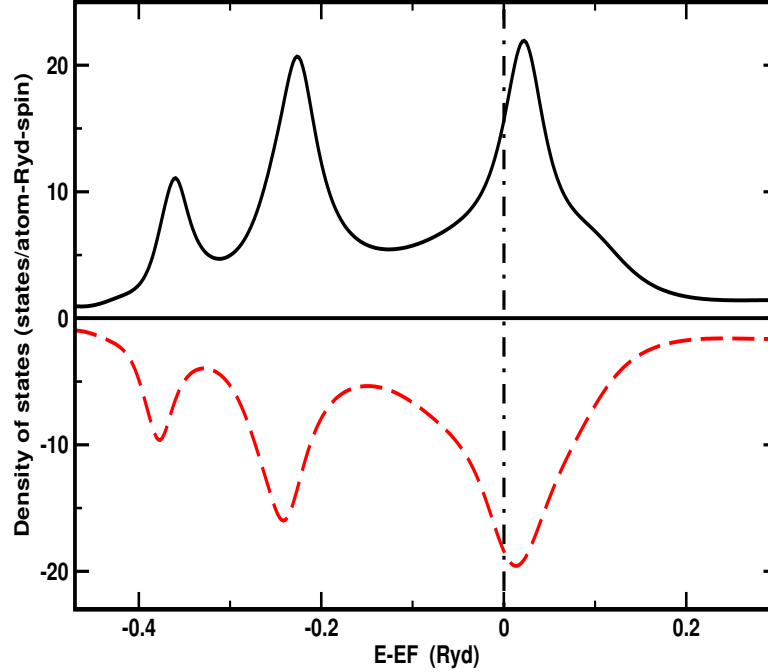


Fig. 1. (Color Online) Densities of states for a series of alloy compositions for 50-50 MnCr alloy.

binary alloys and their stability. The analysis involved ordering and mixing energies obtained from a generalized perturbation framework (GPM) [5,6] and the Fourier transform $V(\mathbf{k})$ of the pair energies which are related to diffuse scattering intensities as described by Krivoglaz, Clapp and Moss (KCM) [7]. The basic ideas behind these methods have been described in detail in the references quoted above. For the sake of completeness, we shall briefly dwell upon the main points used in our analysis.

The basis of our subsequent analysis is the electronic structure calculation on the MnCr alloy system. We have chosen the tight-binding linear mu n-tin orbitals (TB-LMTO) approach [8] which provides a first-principles, density functional based tight-binding sparse representation of the Hamiltonian. Such a Hamiltonian is appropriate for describing the electronic structure of random substitutional alloys in which the configurational fluctuations due to disorder are local. The sparseness of the TB-LMTO Hamiltonian is a suitable input for the recursion method.

Realistic models for disordered alloys require us to go beyond the single-site mean-field approximations and treat effects of configurational fluctuations more accurately. This we shall attempt through the ASR [9,10]. As mentioned earlier, the pair-energies have to be accurately determined. We shall adopt the recursion based OP for such calculations. The approach followed here will provide a unified recursion based methodology to address such problems.

In this communication our choice of system is the MnCr alloy. We shall first obtain the configuration averaged density of states for a series of alloy compositions using the TB-LMTO-ASR. The ASR has been discussed in great detail earlier. We shall only stress here that it generalizes the single-site mean-field approximations to include the effect of the configurational fluctuations of the

near neighbourhood of a site and yields configuration averaged Green functions which retain their analytic and lattice translational symmetries even after approximation. The results for the 50-50 alloy are shown in Fig. 1. The converged potential parameters are input into the OP calculations that follow.

We shall organize the paper as follows : in section 2 we shall describe the OP-ASR method for obtaining the effective pair energies, the expression for the ordering and mixing energies and the analysis for the Fourier transform of the pair energies. In the section 3 we shall analyze the results for the equiatomic MnCr alloy. Concluding remarks will be given in the final section.

2 Methodology

2.1 Total energy and pair energies

The simplest model which analyzes the emergence of long ranged order from a disordered phase is the Ising model. Our approach will attempt to map the energetics of the binary alloy problem onto an equivalent 'spin-half' Ising model. We need a derivation of the lowest configurational energy for the alloy system in terms of effective multi-site interactions, in particular 'effective pair energies' (EPE) [11]. We need to accurately and reliably determine the EPE. Our approach will be to start with the disordered phase, set up a perturbation in the form of concentration fluctuations associated with an ordered phase and, from its response, study whether the alloy can sustain such a perturbation. This approach includes the generalized perturbation method (GPM) [12], the embedded cluster method (ECM) [13] and the concentration wave approach [14].

We shall begin with a homogeneously disordered alloy A_xB_{1-x} , where every site is occupied by either an A or a B type of atom with probabilities proportional to their concentrations. We define the 'occupation' variable n_R to be a random variable which takes on the values 1 and 0 according to whether the site labeled R is occupied by an A or a B atom. Its average $\bar{n}_R = x$. This perturbative approach expands the total internal energy of a particular atomic configuration as follows :

$$E = V^{(0)} + \sum_R V_R^{(1)} n_R + \frac{1}{2} \sum_{R \neq R^0} \sum_{R' \neq R^0} V_{RR^0}^{(2)} n_R n_{R^0} + \dots \quad (1)$$

here $\bar{n}_R = n_R = x$ and $\bar{n}_{R^0} = 0$. If the configuration is homogeneously disordered then it immediately follows that $E = E_{dis} = V^{(0)}$. From the above definition we can interpret the other two expansion terms as follows : if E^I is the configuration averaged total energy of a configuration in which any arbitrary site labeled R is occupied by a atom of the type I and the other sites are randomly occupied, and E^{IJ} is the averaged total energy of another configuration in which the sites R and R^0 are occupied by atoms of

the types I and J respectively and all other sites are randomly occupied, then from equation (1) it follows that :

$$V_R^{(1)} = E^A - E^B \quad V_{RR^0}^{(2)} = E^{BB} + E^{AA} - E^{AB} - E^{BA} \quad (2)$$

The one-site energy $V_R^{(1)}$ is unimportant for bulk ordered structures emerging from disorder. It is important for emergence of inhomogeneous disorder at surfaces and interfaces [15]. The pair energies $V_{RR^0}^{(2)}$ are the most important factors governing emergence of bulk ordering.

The interpretation of equation (2) immediately allows us to introduce a method to obtain the pair potentials directly rather than calculate the total energies and then subtract them. Since they are small differences (of the order of m Ryd) of large energies (of the order of 10^3 Ryd), a direct calculation will produce errors larger than the differences themselves. The orbital peeling method (OP) [4] based on recursion [2] was introduced by Burke precisely to calculate such small differences, albeit in a different situation.

The total energy of a solid may be separated into two terms : a one-electron band contribution E_{BS} and an electrostatic term E_{ES} which includes several contributions : the Coulomb repulsion of the ion cores, the correction for double counting terms due to electron-electron interaction in E_{BS} and a Madelung energy in case the model of the alloy has atomic spheres which are not charge neutral. The renormalized cluster interactions defined in equation (1) should, in principle, include both E_{BS} and E_{ES} contributions. Since the renormalized cluster interactions involve the difference of cluster energies, it is usually assumed that the electrostatic terms cancel out and only the band contribution is important. Obviously, such an assumption is not rigorously true, but it has been shown to be approximately valid in a number of alloy systems [6]. We shall accept such an assumption and our stability arguments starting from the disordered side, will be based on the band structure contribution alone.

The effective pair interactions can be related to the change in the configuration averaged local density of states :

$$V_{RR^0}^{(2)} = \frac{\bar{E}_F}{1} \frac{d}{dE} (E - E_F) n(E) \quad (3)$$

where $n(E)$ is given by :

$$n(E) = \frac{1}{2} = m \sum_{IJ} \text{Tr} (E I - H^{(IJ)})^{-1} \quad IJ$$

$\sum_{IJ} = 2 \sum_{IJ} - 1$, i.e. is ± 1 according to whether $I = J$ or $I \neq J$. There are four possible pairs IJ : AA, AB, BA and BB. $H^{(IJ)}$ is the Hamiltonian of a system where all sites except R and R^0 are randomly occupied. The sites labeled R and R^0 are occupied by atoms of the type I and J. This change in

the averaged local density of states can be related to the generalized phase shift $\delta(E)$ through the equation :

$$\rho(E) = \frac{d}{dE} \left(\log \frac{\det G^{AA}(E)}{\det G^{AB}(E)} \frac{\det G^{BB}(E)}{\det G^{BA}(E)} \right)$$

$G^{IJ}(E)$ is the resolvent of the Hamiltonian $H^{(IJ)}$. The generalized phase shift $\delta(E)$ can be calculated following the orbital peeling method of Burke [4]. We shall quote only the final result : The pair energy function is defined as :

$$\begin{aligned} f_{RR^0}(E) &= f(R, R^0) = \sum_{IJ=1}^N \int_{E^0}^E dE^0 \log G^{IJ}(E^0) \\ &= \sum_{IJ=1}^N \sum_{k=1}^{\infty} \frac{1}{k} Z_k^{IJ} P_k^{IJ} + N_Z^{IJ} E^5 \end{aligned} \quad (4)$$

$G^{IJ}(z)$ denote the configuration averaged resolvents in which the orbitals from $L = 1$ to $(L-1)$ are deleted. Z_k^{IJ} and P_k^{IJ} are its zeros and poles and N_Z^{IJ} and N_P^{IJ} are the number of such zeros and poles of $G^{IJ}(z)$ below E . The zeros and poles are obtained directly from the recursion coefficients for the averaged resolvents and these are obtained from the TB-LMTO-ASR. This method of zeros and poles enables one to carry out the integration in equation (3) easily avoiding the multi-valuedness of the integrand involved in the evaluation of the integral by parts.

The pair energy is then given by : $V_{RR^0}^{(2)} = f_{RR^0}(E_F) = V^{(2)}(R, R^0)$. The last expression follows if the background system, in which the A and B type atoms are immersed at R and R^0 , is homogeneously disordered.

2.2 The Krivoglatz-Claess-Moss analysis

Philhours and Hall [17] have suggested, and Claess and Moss [7] have formally shown that a sufficient (but not necessary) condition for a stable ground state is that the wave vector of concentration waves corresponding to an ordered phase lie in the positions of the minima of the Fourier transform of the pair energy function

$$V(R) = \sum_{R^0} \exp iR \cdot R^0 V^{(2)}(R, R^0)$$

The above statement follows from the expression for the inverse susceptibility which measures the response of the disordered system to the concentration

uctuation perturbation described above.

$$^1(\mathbf{k}) / (1 + x(1 - x)) V_{\mathbf{k}}(\mathbf{k})$$

In a zero-th approximation $V_e(\mathbf{k}) = V(\mathbf{k})$. Corrections to the effective pair-function has been described in detail by Chepulskii and Bugaev [18]. We have used here the Ring Approximation suggested by the authors as the one most suitable for our analysis :

$$V_e(\mathbf{k}) = V(\mathbf{k}) - (x=2)(1 - x)^2 \int \frac{d^3\mathbf{q}}{8\pi^3} F(\mathbf{q}) F(\mathbf{k} - \mathbf{q}) \quad (5)$$

where

$$F(\mathbf{q}) = \frac{V(\mathbf{q})}{1 + x(1 - x) V(\mathbf{q})}$$

2.3 Ordering and mixing energies

Finally, the GPM expression also gives the ordering energy :

$$E_{\text{ord}} = \frac{1}{2} \sum_n V_{0n}^{(2)} Q_n$$

where n is a n -th nearest neighbour of an arbitrarily chosen site (which we label 0) and $Q_n = (x=2)(N_n^{\text{BB}} - xN_n)$, N_n^{BB} is the number of BB pairs and N_n the total number of pairs in the n -th nearest neighbour shell of 0.

With reference to the total energies of the pure constituents, in the approximation where we only restrict ourselves to pair energies and ignore all three body energies and higher, the so-called mixing energy is given by :

$$E_{\text{mix}} = \frac{1}{2} x(1 - x) \sum_n N_n V_{0n}^{(2)}$$

The averaging procedure ASR has been described in great detail in many earlier papers and we refer the reader to the review [9] in which the method and its relation to the CPA and its generalizations has been discussed extensively.

3 Results and Discussion

We have calculated the composition dependent pair energy functions using the TB-LMTO-ASR coupled with the orbitalpeeling technique and the result

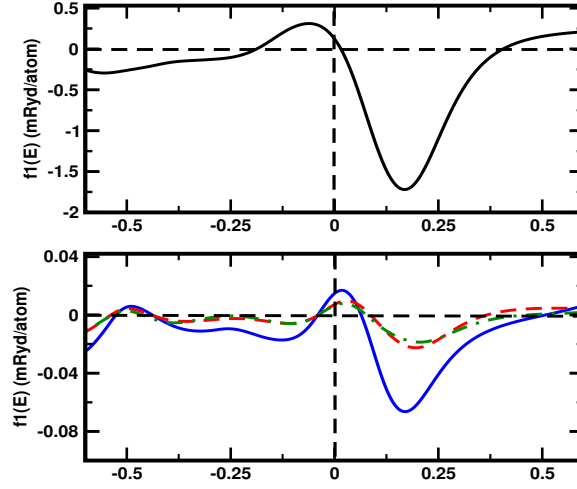


Fig. 2. (Color Online) Pair functions calculated for $\text{Mn}_{50}\text{Cr}_{50}$, variation shown against $E - E_F$, calculated from TB-LMTO-ASR-OP. (top) Nearest neighbour pair function at a distance $\sqrt{3}a=2$, a being the equilibrium lattice parameter (bottom) second, third and fourth nearest neighbour pair functions at distances a , $\sqrt{2}a$ and $\sqrt{3}a$

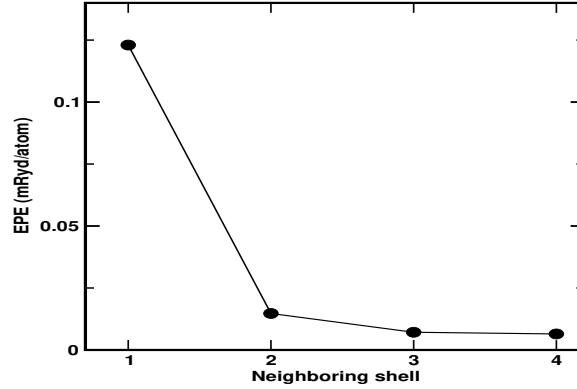


Fig. 3. Pair energies calculated for MnCr at a 50-50 composition.

for the equiatomic composition is shown in Fig. 2. The nearest neighbour pair energy function $f_1(\mathbf{R} - \mathbf{R}^0; E)$ shows the characteristic shape of a positive lobe, indicating ordering, near the position of half filling, flanked by negative lobes indicating segregation near empty and complete filling fractions.

We should note that in our approach, both the pair energy function itself and the position of the Fermi energy depend upon the composition of the alloy and its band filling. This is in contrast to some analysis (like the Connolly-Williams) which depend on similar, but composition independent, pair energy functions. The Fig. 3 shows the pair energies $V^{(2)}(\mathbf{R} - \mathbf{R}^0)$ for the equiatomic composition.

Table 1

Weights for different neighbouring shells for seven different bcc based equiatomic superstructures.

Structure	Neighbouring shells			
	1	2	3	4
Segregated	1.00	0.75	1.50	3.00
B2	-1.00	0.75	1.50	-3.00
B32	0.00	-0.75	1.50	0.00
B11	0.00	0.25	-0.50	0.00
ST1	-0.50	0.25	0.00	0.50
ST2	0.00	-0.25	-0.50	0.00
ST3	0.50	0.25	-0.00	-0.50

The behaviour of the pair energies for MnCr indicate ordering tendencies up to the fourth nearest neighbours. The pair energies rapidly converge to zero with distance. In fact, although we had calculated the pair energies up to the seventh nearest neighbour shells, their values beyond the fourth shell were smaller than the error bars of our calculational method and therefore these numbers were not really reliable and were not used for our analysis. The same is true for the results of the ordering energies for seven different structures and super-structures based on the body-centered cubic lattice. We have, therefore, calculated the ordering energies with contributions only up

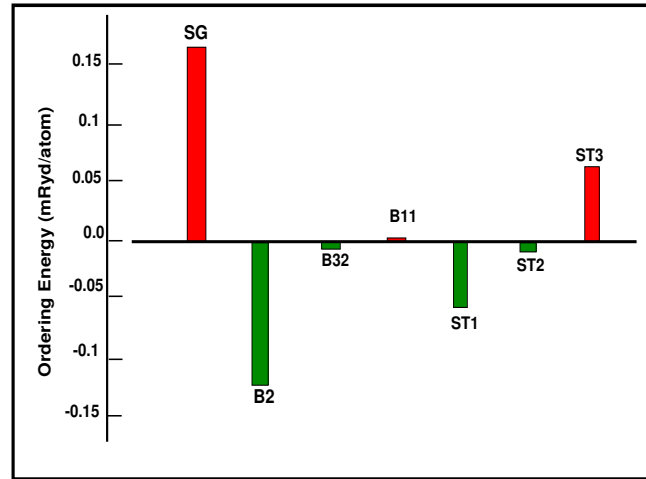


Fig. 4. (Color Online) Ordering energies for seven different structures for MnCr based on Table 1.

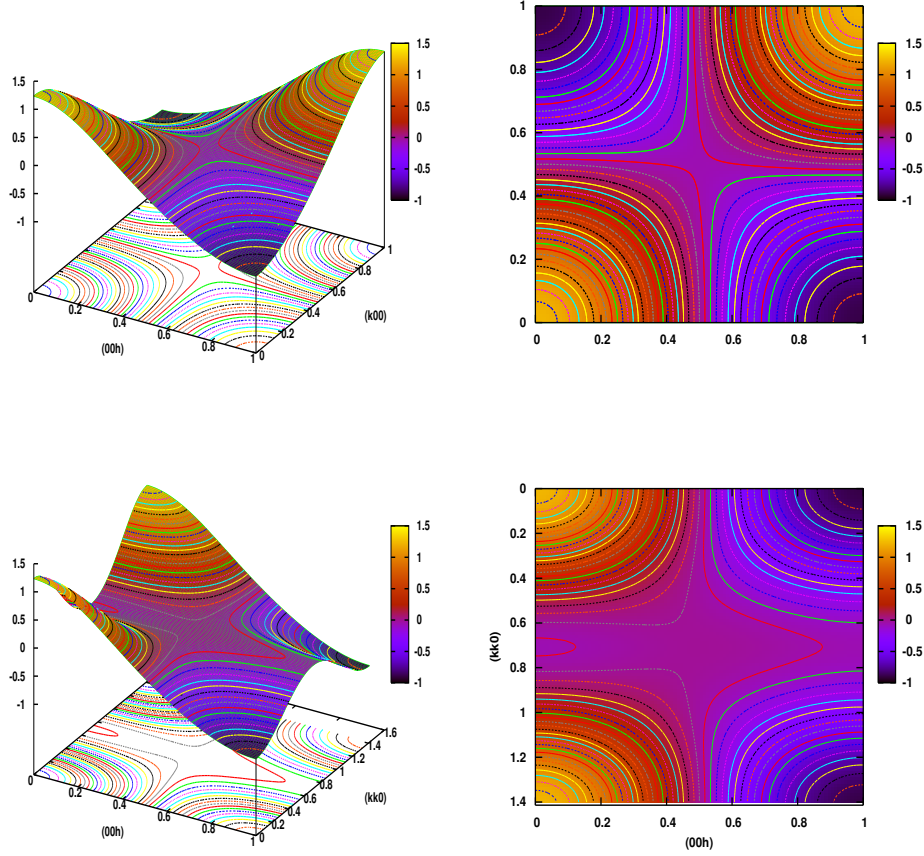


Fig. 5. (Colbr Online) $V_e(\mathbf{k})$ and contours on the plane bounded by (top) (001) and (100) and (bottom) (001) and (110)

to the fourth neighbouring shell. The Table 1 gives us the weights Q_n for the seven bcc based structures required to obtain the ordering energies in this alloy system. These superstructures are described in detail by Finel and Ducastelle [19].

Based on the Table 1 we present the ordering energies for the same seven bcc based structures for MnCr in Fig. 4. Unlike our earlier study of FeCr which indicated segregation and possible ordering in the ST3 superstructure, for MnCr ordering in the B2 structure with a possible competition from the superstructure ST1 is the most energetically probable. The contrast between the two alloys FeCr and MnCr is interesting: Fe segregates with Cr while Mn orders. The stainless steel alloys, a class of which are ternary alloys FeCrMn should then see competition between segregation and ordering. We intend to study the ternary compositions subsequently.

Finally we shall examine the Fourier transform $V(\mathbf{k})$ of the pair energies and carry out a Clapp-Moss type of analysis. The contour diagrams for Fourier transform $V(\mathbf{k})$ in the is plotted in Fig. 5 for the (001) and (110) planes. The minimum occurs at $\mathbf{k} = (001)$ This is indicative of a possible B2 type of

ordering, as indicated by the ordering energy analysis.

In order to ascertain whether the ordered state associated with the minimum is stable compared to the segregated species, we have to carry out a much more detailed analysis including the contribution of the energy of mixing. The mixing energy for the B2 structure is 0.16412 m Ryd/atom. This indicates that ordering is stable against segregation.

We should comment here that the above discussion is based only on the electronic contribution to the diffuse scattering intensity. At the temperatures that we are interested in there are contributions from the vibrational excitations in the system. Our aim here was to indicate the possibility of ordering tendencies in MnCr rather than accurate estimation of energetics and transition temperatures. In any detailed and accurate statistical mechanical calculations we must include the contribution of vibrational excitations to the free energy of the alloy.

4 Conclusion

In a previous work [1] we had introduced and examined the suitability and accuracy of the Augmented Space Recursion (ASR) based Orbital Peeling (OP) method for the generation of pair energies. In this communication we have extended these ideas into body-centered cubic MnCr alloy. We have looked at the phase stability of the equiatomic alloy. Unlike our previous work on FeCr, FePd and PtV alloys, for MnCr we had no earlier theoretical work to compare with. However, since our applications to FeCr, FePd and PtV gave us satisfactory results, in good agreement with experimental evidence, we have confidence in our present results. With FeCr, this work will form the background of our extension of this work to ternary FeMnCr stainless steel alloys. The recursion and ASR is now available with both relativistic corrections (including spin-orbit terms) [20] and non-collinear magnetism [21,22]. Since earlier we have proposed the ASR as a analyticity preserving generalization of the single-site mean-field coherent potential approaches, this work will provide further incentive to extend the use of the ASR to problems beyond the simple density of states calculations and in problems where relativistic corrections and non-collinear magnetism will play significant roles.

References

- [1] Tarafder K., Rahaman M., Paudyal D., Sanyal B., Eriksson O. and Mookerjee A., *Physica B* 403 4111 (2008)
- [2] Haydock R., Heine V. and Kelly M. J., *J. Phys. C : Solid State Phys* 5 2485 (1972)
- [3] Mookerjee A., *J. Phys. C : Solid State Phys* 6 1340 (1973)
- [4] Burke N. R., *Surf. Sci.* 58 349 (1976)

- [5] Ducastelle F. and Gautier F., J. Phys. F : Metal Phys 6 2039 (1976)
- [6] Turchi P. E. A., Stocks G. M., Butler W. H., Nicholson D. M. and Gonis A., Phys. Rev. B 37 5982 (1988)
- [7] Clapp P. C. and Moss S. C., Phys. Rev. 142 418 (1966) ; 171 754 (1968)
- [8] Andersen O. K., Jepsen O. and Krier H. Electronic Structure of Metals and Alloys ed. Andersen O. K., Kumar V. and Mookerjee A. (World Scientific) (1991)
- [9] Mookerjee A., in Electronic Structure of bulk, surfaces and clusters (ed. D. D. Sarmá and A. Mookerjee) (Taylor Francis) (1988)
- [10] K. Tarafder, A. Chakrabarti, S. Ghosh, B. Sanyal, O. Eriksson and A. Mookerjee, J. Phys. C : Solid State Phys (submitted)
- [11] Gonis A., Zhang X. G., Freeman A. J., Turchi P., Stocks G. M. and Nicholson D. M. Phys. Rev. B 36 4630 (1987)
- [12] Ducastelle F. and Gautier F., J. Phys. F : Metal Phys 6 2039 (1976)
- [13] Gonis A. and Garland J. W., Phys. Rev. B 16 2424 (1977)
- [14] Gyory B. L. and Stocks G. M., Phys. Rev. Lett. 50 374 (1983)
- [15] Dasgupta I. and Mookerjee A., J. Phys. Condens Matter 8 4125 (1996)
- [16] Dreyse H., Berera A., Mills L. T. and de Fontaine D., 1989 Phys. Rev. B 39 2442 (1989)
- [17] Philhours J. and Hall G. L., Phys. Rev. 163 460 (1967)
- [18] Chepuriskii R. V. and Bugaev V. N., J. Phys. Condens Matter 10 7327 (1998)
- [19] Finel A. and Ducastelle F., in Alloy Transformations in Solids (ed. T. Tsakalakos) North-Holland, NY (1984)
- [20] Huda A., Paudyal D., Mookerjee A. and Ahmed M., Physica B 351 63 (2004)
- [21] Bergman A., Nordstrom L., Klautau A. B., Frota-Pessoa S. and Eriksson O., (private communication) (2008)
- [22] Tarafder K., Ghosh S., Sanyal B., Eriksson O. and Mookerjee A., (submitted J. Phys. Condens Matter) (2008)