

Universal fluctuations in subdiffusive transport

I. M. Sokolov¹, E. Heinsalu^{2,3}, P. Hanggi⁴, and I. Goychuk⁴

¹ Institut für Physik, Humboldt-Universität zu Berlin, Newtonstraße 15, D-12489 Berlin, Germany; ² National Institute of Chemical Physics and Biophysics, Ravaļa 10, Tallinn 15042, Estonia; ³ IFISC, Instituto de Física Interdisciplinar y Sistemas Complejos (CSIC-UIB), E-07122 Palma de Mallorca, Spain; ⁴ Institut für Physik, Universität Augsburg, Universitätsstr. 1, D-86135 Augsburg, Germany
(dated: February 21, 2024)

Subdiffusive transport in tilted washboard potentials is studied within the fractional Fokker-Planck equation approach, using the associated continuous time random walk (CTRW) framework. The scaled subvelocity is shown to obey a universal law, assuming the form of a stationary Levy-stable distribution. The latter is defined by the index of subdiffusion and the mean subvelocity only, but interestingly depends neither on the bias strength nor on the specific form of the potential. These scaled, universal subvelocity fluctuations emerge due to the weak ergodicity breaking and are vanishing in the limit of normal diffusion. The results of the analytical heuristic theory are corroborated by Monte Carlo simulations of the underlying CTRW.

PACS numbers: 05.40.-a, 82.20.Jv, 87.16.Jv

A process of directed motion, for example the motion of a Brownian particle under influence of a constant force, can be characterized by its mean velocity v . The mean velocity is measured using a ruler and a stopwatch in one of two different setups: One can measure the distances L covered within a fixed time interval t , or, like it is done in sport competitions, fix the distance L and measure the time intervals necessary to cover it. Thus, one can distinguish between the fixed time (FT) velocities and the time-of-flight (TOF) velocities. In any case, in "normal" situation the typical time necessary to overcome the distance L grows on the average linearly with L in the TOF setup, or the typical distance covered during the time t grows on the average linearly with t in the FT setup. For our Brownian particle moving under the influence of the constant force F both setups give the values of $L=vt$ which in the limit of $t \rightarrow \infty$ for the FT measurement or $L \rightarrow \infty$ for the TOF measurements reach the same sharp value v .

For the case of biased anomalous diffusion (subdiffusion) the situation drastically differs. In what follows the subdiffusive motion $x(t)$ is modeled by a continuous time random walk (CTRW) with the waiting time probability density (WTD) on sites following (for $t \rightarrow \infty$) a power law

$$\psi(t) \sim c(t\tau)^{-1-\alpha} \quad (1)$$

with a diverging mean waiting time, i.e. with $0 < \alpha < 1$. In (1), τ is a characteristic time scale and the prefactor $c = [\Gamma(1-\alpha)]^{-1}$ is introduced for simplicity of further calculations.

For example, charge transport processes in disordered, amorphous media can be subdiffusive due to a trap-like transport mechanism with a similar to (1) trapping time distribution [1, 2, 3, 4, 5, 6]; an approximation which can be justified for samples of macroscopic, but finite size L [3]. The corresponding averaged current $J(t) / dh x(t) = dt$, $x(t) = x(t) - x(0)$, is a trans-

sient, decaying to zero quantity [2, 3]. However one can define an ensemble-averaged mean subvelocity $\bar{v} = (1/t) \int_0^t x(t) dt$ [7, 8] which is a quasi-stationary quantity for a sufficiently large L (neglecting finite size effects, i.e. $L \gg 1$ when assuming $\lim_{t \rightarrow \infty} t^{-1}$). In case of decaying photocurrent experiments in thin amorphous films [3], one can define an analogue of subvelocity, namely anomalous current as $J = \int_0^t J(t) dt = Q(t) = t$, where $Q(t)$ is the transferred charge. It will first be quasi-stationary and then decay anyway due to the finite size, edge effects.

The absence of a mean trapping time leads to the (weak) ergodicity breaking [9, 10] in the relevant transport processes. In particular, the mean subvelocity of individual particles (before ensemble averaging) is a random quantity as the time and ensemble averages are not equivalent. This is just like the diffusion coefficient of individual particles is a random quantity within our setup [11, 12]. We shall consider a CTRW in a tilted periodic potential. In the continuous space limit, it is described by the fractional Fokker-Planck equation (FFPE) [4, 7, 8]

$$\frac{\partial P(x;t)}{\partial t} = \frac{\partial}{\partial x} e^{-U(x)} \frac{\partial}{\partial x} e^{U(x)} P(x;t); \quad (2)$$

which we write down here in the form with the fractional Caputo derivative $\partial P(x;t) / \partial t = (1 - \alpha) \int_0^t dt' [t - t']^{-\alpha} \partial P(x;t') / \partial t'$ [5, 7]. In Eq. (2), $U(x) = V(x) - Fx$, where $V(x + l) = V(x)$ is a periodic potential with period l , and $F > 0$ is the biasing force; $\beta = 1/(k_B T)$ is the inverse temperature, and α is the subdiffusion coefficient. The self-averaging in time does not occur [8] and mean subvelocity remains a random variable even in the strict limit $t \rightarrow \infty$. To find the corresponding probability distribution presents the main objective of our Letter. Only upon ensemble averaging, the averaged value of subvelocity coincides with one given by solving analytically the fractional Fokker-Planck equation (FFPE) [7, 8].

We pose next the question about the universality class

of subvelocity distributions in this setup and find a simple result which we confirm with numerical simulations. It is astounding that this universality class does not depend on imposing a periodic static potential $V(x)$ in addition to an applied constant force F (what seems feasible experimentally). It also does not depend on temperature given that α is temperature-independent. This universality feature is similar in nature with an established universal scaling relation [7, 8] between anomalous current and biased diffusion, originally suggested for simple (i.e., in absence of a periodic potential) biased subdiffusive CTRW transport [1, 2]. It is derived below by use of an heuristic argumentation, i.e. by reduction to a coarse-grained CTRW. On the level of ensemble-averaged quantities, we therefore obtain a universal law for the relative fluctuations of (sub-)velocity, or fluctuations of anomalous current, which can be tested experimentally.

Theory for the biased CTRW. We start out from a CTRW on a one-dimensional lattice with period length a and WTD (1). The walk is biased and the nearest neighbors jumps (this assumption is not restrictive and can be relaxed) occur with force-dependent splitting probabilities q^+ (towards the right) and q^- (towards the left), with $q^+ + q^- = 1$. After n steps, the mean displacement is $L_n = \langle x \rangle = na(q^+ - q^-)$. From now on, we measure distance L in the units of a (F) = $a(q^+ - q^-)$. Time will be measured in units of a^2 and the subvelocity v in units of $v_0(F) = (1 + \alpha)a =$.

In the fixed time setup, we fix the total time t and ask about the probability $p(n;t)$ to make n steps. The answer is well-known, see p. 248 in Ref. [2]: In the Laplace-domain, it reads

$$\hat{p}(n;u) = \frac{1}{u} \frac{\hat{L}(u)}{[\hat{L}(u)]^n} : \quad (3)$$

For $u \rightarrow 0$ (i.e. for $t \rightarrow \infty$), the leading term expansion of the Laplace-transform of WTD in Eq. (1) is $\hat{L}(u) \approx 1 - u$. This leads to

$$\hat{p}(n;u) \approx u^{-1} \exp[n \ln(1 - u)] \approx u^{-1} \exp(-nu) \quad (4)$$

in the limit of large $n \rightarrow \infty$. The expression $\exp(-nu)$ is related to the characteristic function of the extreme Levy stable law $L(t)$ of index α scaled with parameter n , i.e. in the time domain it corresponds to $n^{-1} L(n^{-1}t)$. Considering n as a continuous parameter (distance $L = n$ in units of a) and noting that Eq.(4) equals the Laplace transform of

$$\int_0^t \frac{d}{dL} \frac{1}{L^{1+\alpha}} L - \frac{t}{L^{1+\alpha}} dt;$$

we obtain, by a change of variable of integration from t to $\tau = tL^{1+\alpha}$,

$$p(L;t) \approx \frac{d}{dL} \int_0^{t=L^{1+\alpha}} L^{-\alpha} d\tau = \frac{d}{dL} C \frac{t}{L^{1+\alpha}} ;$$

where $C(\alpha)$ is the cumulative distribution function of the extreme Levy stable law, i.e.,

$$p(L;t) \approx \frac{1}{L^{1+\alpha}} L - \frac{t}{L^{1+\alpha}} :$$

Thus we can extract the distribution for the FT-subvelocity $v = (1 + \alpha)L/t$ via a change of random variable from L to v , yielding in terms of the scaled subvelocity $\bar{v} = v/v_0(F)$, for all $F > 0$, the stationary one-sided Levy-stable distribution:

$$p(\bar{v}) = \frac{(1 + \alpha)^{1+\alpha}}{1 + \alpha} L - \frac{(1 + \alpha)^{1+\alpha}}{1 + \alpha} : \quad (5)$$

This universal form of the subvelocity distribution presents a major result of our study.

Let us demonstrate that the very same result is recovered also within the time-of-flight setup. That is, we are looking for the asymptotic distribution of times to make a large number of n steps. The corresponding distance will assume a sharply peaked distribution around its mean value which can be identified with the sample size L . The random time t necessary to traverse the system of length L in the TOF setup is essentially the time necessary to make n steps. The overall time to make $n \rightarrow \infty$ steps tends in distribution to a one-sided Levy law $n^{-1} L(n^{-1}t) = t$. To see this it is sufficient to notice that the Laplace transform of the probability to find this time is given by $\hat{p}(u) = [\hat{L}(u)]^n \approx (1 - u)^n \approx \exp[n \ln(1 - u)] \approx \exp(-nu)$. The distribution of v is then be obtained by the same change of variable as used above (the only difference being that t is now a random variable and L is fixed) to yield the same result in (5).

The averaged value of the scaled subvelocity with distribution (5) is one, $\bar{v} = 1$, i.e. the subvelocity in (5) is scaled in fact through its averaged value $\bar{v}(F) = v_0(F)$. All the higher moments can be obtained using the change of variable $y = [(1 + \alpha)v]^{1+\alpha}$ and the relation

$$\int_0^{\infty} y L(y) dy = \frac{(1 + \alpha)}{(1 + 2\alpha)} \quad (6)$$

which is valid for any $2 > (1 + \alpha)$, see in Ref. [13]. With $\alpha = 2$, it yields the second moment

$$\overline{v^2} = \frac{2^{2(1+\alpha)}}{(1 + 2\alpha)} : \quad (7)$$

The relative fluctuation of subvelocity $v = \frac{q}{\bar{v}^2} (\bar{v})^2 = \bar{v}$ equals in fact the universal scaling relation between the averaged subdiffusion current and biased diffusion of Refs. [1, 2, 7, 8], i.e.,

$$\begin{aligned} v &= \frac{q}{x(t)} \frac{s}{x^2(t)} = \frac{2^{2(1+\alpha)}}{(1 + 2\alpha)} \quad (8) \\ &= \lim_{t \rightarrow \infty} \frac{p(h x^2(t))}{h x(t)} : \end{aligned}$$

This result is not trivial: This is so because $\overline{(\cdot)}$ is the average over the stationary subvelocity distribution $p(v) = p(v = \bar{v}) = \bar{v}$, while $\langle \cdot \rangle$ is the average over the time-dependent population probabilities $p_i(t)$ of the lattice sites. This constitutes our second main result; it shows that weak ergodicity breaking is at the root of this remarkable scaling relation (8). Namely, it is responsible for the startling change of the law of subdiffusion from $\langle x^2(t) \rangle / t$ when $F = 0$ to $\langle x^2(t) \rangle / t^2$ at $F \neq 0$, i.e. subdiffusion turns over into superdiffusion for $0.5 < \alpha < 1$. We remark, however, that the scaling relation (8) between the current and the biased diffusion cannot be employed to deduce the main result in (5).

In particular, for $\alpha = 0.5$ Eq. (5) simplifies to one-sided Gaussian form (cf. Fig. 1)

$$p(v_{1=2}) = \frac{2}{\pi} \exp\left[-\frac{1}{2} \left(\frac{v_{1=2}}{\bar{v}}\right)^2\right]; \quad (9)$$

and $v_{1=2} = \bar{v} \sqrt{2}$. For other values of α , a handy approximation to the subvelocity distribution can be obtained using the corresponding small- x asymptotic behavior of the Levy-stable distribution [13, 14]. It reads,

$$p(v) \sim A(v) \left(\frac{v}{\bar{v}}\right)^{\frac{1-2\alpha}{1-\alpha}} \exp\left[-B(v) \left(\frac{v}{\bar{v}}\right)^{\frac{1}{1-\alpha}}\right]; \quad (10)$$

where $A(v) = \left[\frac{2}{\Gamma(1-\alpha)} \left(\frac{v}{\bar{v}}\right)^{\frac{1-2\alpha}{1-\alpha}}\right]^{-1}$ and $B(v) = \left(\frac{v}{\bar{v}}\right)^{\frac{1}{1-\alpha}} \left(\frac{v}{\bar{v}}\right)^{\frac{1-2\alpha}{1-\alpha}} = \left(\frac{v}{\bar{v}}\right)^{\frac{1}{1-\alpha}}$. For $\alpha = 0.5$ this approximation reproduces the exact result in (9). For $0.5 < \alpha < 1$, it correctly predicts that the distribution function is non-monotonic, possessing a maximum, cf. Fig. 2 below, which becomes sharp for $\alpha \rightarrow 1$. In this limit, the relative fluctuation vanishes, $v \rightarrow 0$, and the velocity distribution tends to the delta-function centered at \bar{v} . However, the correct value $p(0)$ always remains finite for $\alpha < 1$, implying that there are always particles which become immobilized. For $\alpha = 0.5$, $p(v)$ decays monotonically. Moreover, for small $\alpha \rightarrow 0$, the distribution becomes nearly exponential, consistent with $v \rightarrow 1$ in this limit, see Fig. 3 below.

All our analytical findings are confirmed by the numerical simulations of the underlying CTRW in a biased cosine potential $V(x) = V_0 \cos(2\pi x/l)$, using the Metropolis-Leader distribution (1) and the numerical algorithm detailed in [8, 15]. It is surprising that all these results hold universally, i.e. these are independent of the details of periodic potential and the temperature. To elucidate this astounding fact, being numerically confirmed with Figs. 1, 2, 3 for a washboard potential (details are given below), we make use of the reasoning put forward with Ref. [7].

Theory for washboard potentials. We dilate the lattice by introducing many more points with separation $x \rightarrow 0$. The residence time distributions on every point are chosen to be Metropolis-Leader distributions [5] with different time scaling parameters $\tau_i = 1/\alpha_i$. This distribution belongs to the same class in (1). Each point i is characterized also by the right and left nearest neighbor jump

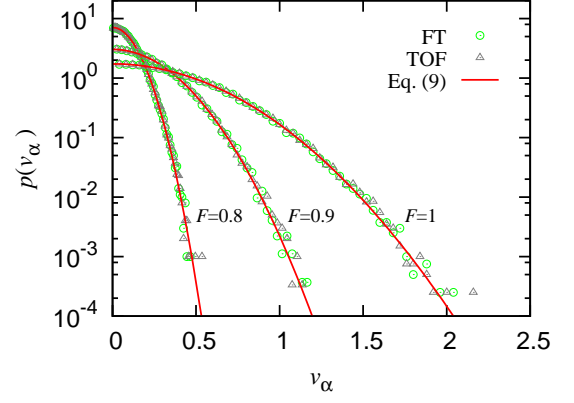


FIG. 1: (Color online) Numerical subvelocity distribution $p(v)$ for $\alpha = 0.5$ in both FT and TOF setups for a periodic potential $V(x) = V_0 \cos(2\pi x/l)$ and differing bias forces F . v is scaled in units of v_0 ($F = 0$) \bar{v} ($F = v_{cr}$), where \bar{v} is given by (11) and $v_{cr} = F_{cr} = (k_B T)$. The solid lines depict the theoretical result (9): $p(v) = p(v = \bar{v}) = v_0$.

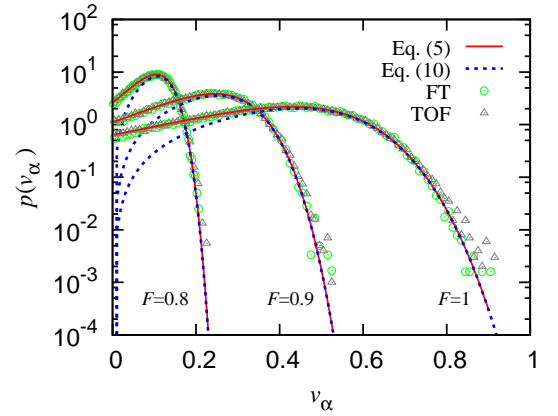


FIG. 2: (Color online) Numerical subvelocity distribution $p(v)$ vs. the analytical approximation in Eq. (10) and the exact result in Eq. (5) for $\alpha = 0.8$. The same scaling applies as in Fig. 1.

probabilities $q_i = g_i = (g_i^+ + g_i^-)$, and by the fractional forward and backward rates, $g_i = q_{i-1}$, respectively. These quantities follow from the potential $U(x)$ as so that the Boltzmann relation $g_{i-1}^+ = g_i^- = \exp[-(U_{i-1} - U_i)]$ is fulfilled. Here, $U_i = U(i, x)$, $U_{i-1/2} = U(i, x - x/2)$, and $\alpha_i = (g_i^+ + g_i^-)^{1-\alpha}$. The generalized master equation for such a CTRW is [5, 7]:

$$\frac{\partial P_i(t)}{\partial t} = g_{i-1}^+ P_{i-1}(t) + g_{i+1}^- P_{i+1}(t) - (g_i^+ + g_i^-) P_i(t);$$

In the spatial continuous limit $x \rightarrow 0$, it yields the FFPE (2). In this way, we simulate the stochastic dynamics associated with (2) on a sufficiently dense grid with step x , using the Monte Carlo algorithm from [8].

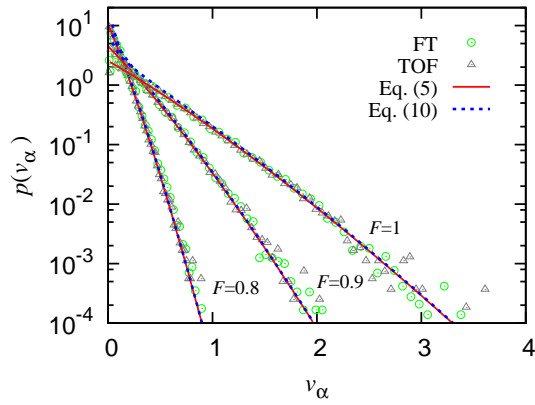


FIG. 3: (Color online) Same as in Fig. 1 for $\beta = 0.2$.

Consider next a periodic potential with period l subjected to a finite bias force F . One can coarse-grain the corresponding limiting CTRW and to map it onto a new biased CTRW with the lattice period l , i.e. we average over spatial period l . The precise form of the coarse-grained WTD is not known. However, it belongs to the same class as (1); only the time parameter is correspondingly changed together with the coarse-grained splitting probabilities q . We note that such coarse-graining of Markovian, normal diffusion in washboard potentials yields a non-Markovian CTRW which can give rise to such profound effects as giant acceleration of diffusion [17]. In clear contrast, our original CTRW is already a profoundly non-Markovian, non-ergodic process possessing infinite memory. Coarse-graining it further does not change the universality class because no correlations between the residence times in non-overlapping spatial domains occur.

For arbitrary periodic tilted potentials, the result for ensemble-averaged subvelocity was obtained in Refs. [7, 8] as:

$$\bar{v}(F) = \frac{1}{\int_0^l dx} \frac{\exp(-F x)}{\int_0^l dy \exp(-F y)} : \quad (11)$$

In all our numerical simulations we used the archetype cosine potential $V(x) = V_0 \cos(2\pi x/l)$. The grid contains 200 points within each spatial period. A scaled temperature of $k_B T = 0.1 V_0$ is used throughout and the force F is scaled in units of the critical force F_{cr} , where with $F > F_{cr}$ the potential $U(x)$ becomes monotonic without barriers in between. The number of particles is $N = 10^5$. The different lines for fixed and different bias values F , are due to the different values of the scaling parameter $\bar{v}(F)$, calculated in accordance with (11). In accordance with our theory, all the related lines perfectly coincide (not shown) after re-scaling $v \rightarrow v/\bar{v}(F)$, $p \rightarrow p \bar{v}(F)$, for all $F > 0$. The numerical results thus corroborate with theory.

In conclusion, we have shown that the weak ergodicity breaking is responsible for the universal scaling relation (8) between the anomalous current and subdiffusion occurring in arbitrary tilted periodic potentials. This intriguing result follows from the universal law for the theoretically deduced subvelocity distribution in (5) which is the major finding of this work.

The authors acknowledge the support by the DFG within SFB 555 (I. Sokolov), by the Estonian Science Foundation through Grant No. 7466 and Spanish MEC and FEDER through project FISICOS (FIS2007-60327, E. Heinsalu), and by the German Excellence Initiative via the Nanosystems Initiative Munich (NIM, P. Hanggi, I. Goychuk).

-
- [1] H. Scher, E. W. Montroll, Phys. Rev. E 12, 2455 (1975); M. Shlesinger, J. Stat. Phys. 10, 421 (1974).
 - [2] B. D. Hughes, Random Walks and Random Environments, Vol. 1 (Clarendon Press, Oxford, 1995).
 - [3] G. P. Oster and H. Scher, Adv. Phys. 27, 747 (1978).
 - [4] R. Metzler, E. Barkai, J. Klafter, Phys. Rev. Lett. 82, 3563 (1999); R. Metzler, E. Barkai, J. Klafter, Europhys. Lett. 46, 431 (1999); E. Barkai, Phys. Rev. E 63, 046118 (2001); R. Metzler and J. Klafter, Phys. Rep. 339, 1 (2000).
 - [5] R. Hilfer, L. Anton, Phys. Rev. E 51, R848 (1995).
 - [6] P. Allegrini, M. Bologna, P. Grigolini, and B. J. West, Phys. Rev. Lett. 99, 010603 (2007).
 - [7] I. Goychuk, E. Heinsalu, M. Patriarca, G. Schmid, and P. Hanggi, Phys. Rev. E 73, 020101(R) (2006).
 - [8] E. Heinsalu, M. Patriarca, I. Goychuk, G. Schmid, and P. Hanggi, Phys. Rev. E 73, 046133 (2006).
 - [9] J. P. Bouchaud, J. Phys. I (France) 2, 1705 (1992).
 - [10] G. Bel and E. Barkai, Phys. Rev. Lett. 94, 240602 (2005); A. Rebenshtok and E. Barkai, Phys. Rev. Lett. 99, 210601 (2007).
 - [11] A. Lubelski, I. M. Sokolov, and J. Klafter, Phys. Rev. Lett. 100, 250602 (2008).
 - [12] Y. He, S. Burov, R. Metzler, and E. Barkai, Phys. Rev. Lett. 101, 058101 (2008).
 - [13] K.-I. Sato, Levy Processes and Infinitely Divisible Distributions, pp. 162-163.
 - [14] I. M. Sokolov and V. V. Belik, Physica A 330, 46 (2003).
 - [15] In this work, we use the exact generator for Mittag-Leffler distribution from Ref. [16].
 - [16] T. J. Kozyrowski, J. Comp. Appl. Math. 116, 221 (2000).
 - [17] P. Reimann, C. Van den Broeck, H. Linke, P. Hanggi, J. M. Rubi, and A. Perez-Madrid, Phys. Rev. Lett. 87, 010602 (2001).