

Indirect spin dephasing via charge state decoherence in optical control schemes in quantum dots

A. Grodecka,¹ P. Machnikowski,² and J. Forstner¹

¹Computational Nanophotonics Group, Theoretical Physics,
University Paderborn, 33098 Paderborn, Germany

²Institute of Physics, Wrocław University of Technology, 50-370 Wrocław, Poland

We demonstrate that an optically driven spin of a carrier in a quantum dot undergoes indirect dephasing via conditional optically induced charge evolution even in the absence of any direct interaction between the spin and its environment. A generic model for the indirect dephasing with a three-component system with spin, charge, and reservoir is proposed. This indirect decoherence channel is studied for the optical spin manipulation in a quantum dot with a microscopic description of the charge-phonon interaction taking into account its non-Markovian nature.

PACS numbers: 73.21.La, 63.20.kd, 03.65.Yz, 72.25.Rb

I. INTRODUCTION

The idea of using quantum dots (QDs) for quantum computer implementations follows from the possibility of a clear selection of a two level system, on which a qubit can be realized [1]. To this end, both charge and spin states of confined carriers are employed, where the latter is preferable, since spin states are generally more resistant to decoherence processes. Moreover, it is possible to exploit the charge evolution dependent on spin (via selection rules and Pauli exclusion principle) in order to manipulate the spin by optical means [2, 3, 4, 5] on picosecond time scales, that is, much faster than previously proposed magnetic or electrical control. Many spin control schemes in such hybrid systems which use off-resonant interband excitations together with STIRAP processes [6], adiabatic [7] and fast [8, 9] evolution within trapped states in two- or four-level [10] systems have been proposed. These hybrid systems are considered now as the most promising candidates for QD-based quantum computers since during the millisecond spin decoherence time [11] it is possible to perform about 10^9 optical quantum gates. Optical rotation of a single spin performed via picosecond laser pulses with the optical Stark effect as the operative mechanism was recently experimentally demonstrated [12]. This pioneering experiment showed that fast optical spin control is feasible and the current task is to thoroughly study the decoherence mechanisms that limit the fidelity of the achieved quantum control. The fundamental question is whether the spin degrees of freedom are indeed affected by decoherence mechanisms to a smaller degree than the charge ones and what constitutes their main dephasing channel.

In this paper, we show that the spin state of a confined carrier can undergo dephasing even in the absence of spin-reservoir coupling if the spin rotation is achieved by a conditional evolution induced on the orbital degrees

of freedom, as is the case in an optical control scheme. Although the dynamical details of this dephasing process depend on the specific implementation, the fundamental idea of the indirect dephasing can be understood with the help of a "generic model" of a three-component system: the carrier spin, its orbital state, and the reservoir. We show that this additional decoherence channel occurs on comparable or even shorter timescales than the spin precession and trion decay during the optical manipulation. Thus, it may constitute the main source of imperfections of the optical spin rotations. This shows that phonon-induced dephasing should be included in the analysis of optical spin control schemes even though the commonly studied decoherence mechanism related to the material dependent spin-orbit coupling leads to very small errors for short gates [11] and indeed can be neglected.

The paper is organized as follows. In Sec. II, a generic model describing the indirect spin dephasing is introduced. Next, in Sec. III, we present the model for the specific optical spin control protocol in a single QD. Section IV describes decoherence processes resulting from carrier-phonon coupling. Section V concludes the paper with final remarks.

II. INDIRECT DEPHASING

The idea of optical spin rotation is based on a spin-dependent evolution of the charge, which finally brings it to the original state, up to an additional phase accumulated during the evolution. Let the initial state be $|j(t_0)\rangle = (|j\rangle_s + |j\rangle_c) |j\rangle_e$, where the components refer to spin (s) and charge (c) states, respectively. The ideal evolution then has the form:

$$|j(t)\rangle = |j\rangle_s |j\rangle_e + |j\rangle_c [|j\rangle_e + |j\rangle_e];$$

where, at the final time t_f , $|j\rangle_e = e^i$ and $|j\rangle_e = 0$. Typically, the occupation of the excited charge state is kept small, $|j(t)| \ll |j(t)|$. This evolution realizes a rotation of the spin by an angle around the axis defined by the states $|j\rangle_s, |j\rangle_c$, which may be selected at will using

Electronic address: anna.grodecka@uni-paderborn.de

selection rules and appropriate pulse phases and polarizations.

While the interaction between the spin and the environment is very weak, there is much stronger scattering of the reservoir quanta on the charge excitation, inducing, in a static situation, the usual phase damping channel on the charge subsystem. In the present case, when the charge state performs a conditional loop in its Hilbert space, the transient occupation of the excited charge state leads to the accumulated scattering amplitude (in the leading order in γ and ω_e),

$$w = i \int_{t_0}^{t_1} dt j(t) j^\dagger;$$

where $j j^\dagger$ is proportional to the scattering rate and we assume that the reservoir quanta are non-resonant with the transitions between the charge states (otherwise, additional leakage out of the computational subspace appears). The final state of the three-component system is therefore

$$j_{ac}(t_1)i = j_{is} j_{ie} j_{it} + e^i j_{is} j_{ie} \left(\frac{1}{1 - j j^\dagger j_{ie} + w j_{ie}} \right);$$

where the last component (e) represents the environment states. Thus, the charge state separates but the spin state becomes entangled with the environment. Tracing out the charge and environment degrees of freedom one arrives at the operator sum representation for the effect of the imperfect rotation on the spin state,

$$\chi_{ac}^1 = \sum_{i,j} M_{ij} \chi_{id}^1$$

with $M_{ij} = j_{is} h_{ij} + \frac{1}{1 - j j^\dagger j_{ie} h_{ij}}$. In this way, the coupling between the orbital degrees of freedom and the reservoir has induced an indirect phase damping channel on the spin qubit (in the gate-dependent basis $|i_s\rangle, |j_s\rangle$), analogous to the indirect measurement scheme [13] with the spin, charge and environment playing the roles of the quantum object, quantum probe and measurement device, respectively.

In the following, we study in detail the indirect dephasing process for a specific optical spin control protocol [9], including the microscopic description of the interaction between charges and their phonon reservoir as well as the non-Markovian nature of the latter. We show that this dephasing process leads to considerable errors, much larger than those induced by the spin-orbit coupling or hyperfine interaction over the relatively short gate duration on the picosecond timescale.

III. MODEL SYSTEM

The considered system consists of a single QD doped with one electron. A magnetic field is applied in the

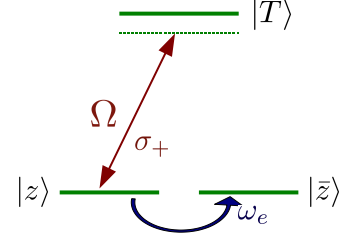


FIG. 1: system in a single quantum dot.

x direction (Voigt configuration) and generates Zeeman splittings $2\mu_B$ between the two electron spin states $|j_i\rangle$ and $|\bar{j}_i\rangle$ with fixed spin projection on the x axis equal to $\pm 1/2$ and $\pm 1/2$, respectively. Analog for the trion spin states $|T_x i\rangle$ and $|\bar{T}_x i\rangle$ with energy splitting $2\mu_B$. These states are linear combinations of the electron ($|j_i\rangle, |\bar{j}_i\rangle$) and trion ($|T_i\rangle, |\bar{T}_i\rangle$) spin states along the growth and optical axis z. Depending on the light polarization, rotations about different axes are accomplished.

As shown in Ref. 8, a rotation about the z axis is performed with off-resonant circularly polarized light which, according to selection rules, couples the two spin states to only one trion state. Thus, we deal with an evolution of a three-level system (see Fig. 1). The control Hamiltonian, including free carrier part and carrier-light interaction, reads

$$H_C = \mu_B (j_z h_z + \bar{j}_z h_z) + T T^\dagger H_T + \sum_z \epsilon_z(t) e^{i z t} j_z h_T + H_C; ;$$

where the laser pulse couples only the one spin state $|j_i\rangle$ and a trion state $|T_i\rangle$, whereas the orthogonal spin state $|\bar{j}_i\rangle$ is indirectly coupled via the magnetic field. After a passage of a 2π pulse, $\epsilon_z(t) = \epsilon_z \text{sech}(\epsilon_z t)$, the state acquires a phase, which, in consequence, leads to a spin rotation. The angle of rotation, $\theta_z = 2 \arctan(\epsilon_z / \Delta_z)$, is defined via the laser bandwidth ϵ_z and detuning of the laser from the transition energy $\Delta_z = T - \mu_B$. No population transfer to a trion state is possible for $\epsilon_z = \Delta_z$. The approximation made in this scheme requires that the spin is considered to be frozen during the pulse, i.e. $\theta_z \ll \pi$, where $\pi = 2(\mu_B + \mu_h)$, which from the beginning imposes a limitation on driving conditions (short pulse durations especially for large Zeeman splittings).

The free phonon Hamiltonian has the form $H_{ph} = \sum_k \hbar \omega_k (a_k^\dagger + a_k)$, where k is the phonon wave number and a_k^\dagger (a_k) is a phonon creation (annihilation) operator with corresponding frequencies ω_k . The Hamiltonian describing the interaction of the carriers with phonons reads

$$H_{C-ph} = \sum_{n,n^0} \sum_k f_{nn^0}(k) (a_k + a_k^\dagger);$$

where $f_{nn^0}(k)$ are coupling elements and $n = z; \bar{z}; T$, and T . The off-diagonal elements can be neglected due to

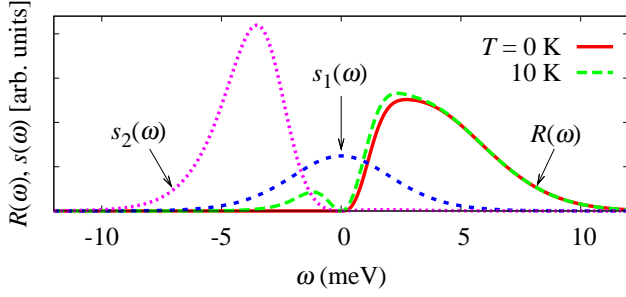


FIG. 2: Phonon spectral density $R(\omega)$ at two temperatures and two spectral characteristics of the driving $s_1(\omega)$ and $s_2(\omega)$ for $\pi/2$ rotation about the z axis with detuning and pulse bandwidth $\Delta_z = \sigma_z = 2.6$ meV.

energetic reasons and low efficiency of direct phonon-assisted spin-flip processes. Moreover, $f_{zz}(\mathbf{k}) = f_{zz}(\mathbf{k})$ since the orbital wave functions are the same. Before the pulse is switched on, the lattice is already in a new dressed equilibrium state [14] due to doping with one electron, and the phonon modes can be redefined in terms of new operators $b_{\mathbf{k}} = a_{\mathbf{k}} + f_{zz}(\mathbf{k})a_{-\mathbf{k}}$. In the strong confinement regime, a trion state can be written in a product form of electron and hole states. The resulting carrier-phonon Hamiltonian is

$$H_{c-ph} = \sum_{\mathbf{k}} \hbar \omega_{\mathbf{k}} b_{\mathbf{k}}^\dagger b_{\mathbf{k}} + b_{\mathbf{k}}^\dagger b_{-\mathbf{k}}$$

with the following deformation potential coupling element between a trion and the phonon environment [15]

$$F_{TT}(\mathbf{k}) = f_{TT}(\mathbf{k}) f_{zz}(\mathbf{k}) = \frac{\hbar k}{2Vc_l} (D_e - D_h) F(\mathbf{k})$$

Here, $\rho = 5360$ kg/m³ is the crystal density, V is the normalization volume of the phonon modes, $c_l = 5150$ m/s is the longitudinal speed of sound, $F(\mathbf{k})$ is the form factor reflecting the geometrical properties of the wave functions [16], and D_e (D_h) is the deformation potential constant for electrons (holes), where $D_e - D_h = 8$ eV. These parameters correspond to self-assembled InAs/GaAs quantum dots with the electron and hole confinement in-plane equal to 4 nm and in growth direction 1 nm.

IV. PHONON-INDUCED DECOHERENCE

To measure the quality of the operation on a qubit we use the error of the quantum gate, $\epsilon = 1 - F^2$, defined as the loss of fidelity F . The error is a difference between the ideal final state (without decoherence) and the actually achieved one including the coupling to environment. Here, we consider the interaction with phonon environment, however, the trion radiative coupling (carrier-photon interaction) can be described in

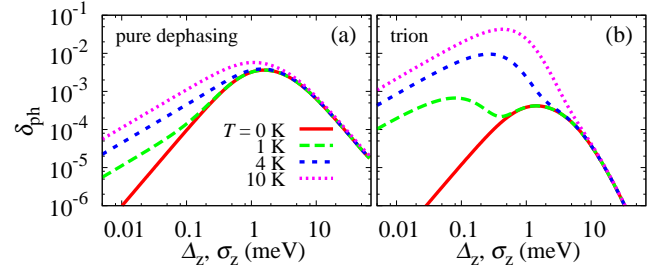


FIG. 3: Phonon-induced error contribution due to (a) pure dephasing and (b) phonon-assisted trion generation during the $\pi/2$ rotation about the z axis.

the same manner. The effect of the interaction with the phonon reservoir is calculated via the second order Born expansion of the density matrix evolution equation (for details, see Ref. 15). The interaction with light is included exactly and coupling to phonons is treated with a non-Markovian perturbation theory. As a result, one can write the error of the quantum gate as an overlap between two spectral functions reflecting the properties of the two above interactions,

$$\epsilon = \int_{-\infty}^{\infty} d\omega R(\omega) S(\omega)$$

Here,

$$R(\omega) = \frac{n_B + 1}{2} \sum_{\mathbf{k}} F_{TT}(\mathbf{k})^2 [\delta(\omega - \omega_{\mathbf{k}}) + \delta(\omega + \omega_{\mathbf{k}})]$$

is the phonon spectral density representing phonon emission ($\omega > 0$) and absorption ($\omega < 0$, nonzero only at finite temperature) processes (see Fig. 2).

The spectral characteristics of the driving, $S(\omega)$, has as many contributions as the dimension of the orthogonal complement of the initial state. In the case of z rotation, there are two contributions, $S(\omega) = s_1(\omega) + s_2(\omega)$ reflecting two phonon-induced decoherence channels. One represents pure dephasing mechanism and reads

$$s_1(\omega) = \frac{1}{4} \sin^2 \frac{\theta}{2} \int_{-\infty}^{\infty} dt e^{i\omega t} \frac{1}{c} (1 - \cos \frac{c}{2} t)^2;$$

where $c = (1 + i\omega_z)/2$ and the time dependence is enclosed in $\langle t \rangle = [\tanh(\omega_z t) + 1]/2$. This function is always centered at $\omega = 0$ (Fig. 2) and its width grows with growing pulse bandwidth and detuning. It results from the fact, that the dynamical errors depend on the evolution speed, i.e., for a given pulse duration only some phonon modes can follow the evolution adiabatically whereas the others relax contributing to dephasing. The same applies to the second spectral function

$$s_2(\omega) = \cos^2 \frac{\theta}{2} \int_{-\infty}^{\infty} dt e^{i\omega t} \frac{1}{c} (1 - \cos \frac{c}{2} t)^2;$$

but the center of this function is shifted to a negative frequency around detuning value $-\omega_z$. This contribution represents real transition and constitutes a decoherence channel referred to as the phonon-assisted trion generation.

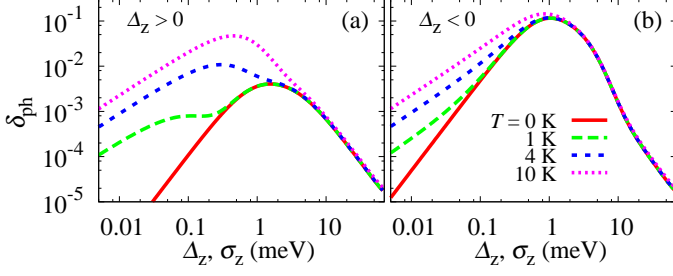


FIG. 4: Total phonon-induced error for (a) positive and (b) negative detuning during the $\pi/2$ rotation about the z axis.

The resulting phonon-induced errors during a $\pi/2$ rotation about the z axis, averaged over all initial spin states, are plotted in Fig. 3 as functions of detuning and bandwidth (in this case, $\sigma_z = \Delta_z$) at four different temperatures T .

The first contribution to the error resulting from pure dephasing effects [Fig. 3(a)] initially grows with growing detuning and pulse bandwidth. For small pulse bandwidths, the evolution is really slow and the relevant function $s_1(\omega)$ is extremely narrow covering only the diminishing part of the phonon density at $\omega = 0$. Thus, the phonons are able to adiabatically follow the change of the charge distribution and as a result the decoherence is reduced. Unfortunately, the proposed schemes require usually bandwidths much larger than Zeeman splitting and one cannot use the discussed bandwidth sector with small errors. This error contribution reaches its maximum value for $\sigma_z = \Delta_z = 1.5$ meV for all temperature values, where the pure dephasing effects are most efficient [$s_1(\omega)$ is broad and covers the whole spectrum of phonons].

The second error due to phonon-assisted transitions to the trion state is plotted in Fig. 3(b). In this case, the temperature dependence is stronger, since the spectral characteristics is centered at the negative frequency part of the phonon spectral density, which is strongly temperature dependent. Even for small bandwidths at a relatively low temperature $T = 1$ K, the error is larger than 10^{-4} . At each temperature, the maximum error is reached for the detuning corresponding to the maximal value of the phonon density. The error diminishes for large detunings (> 50 meV) after the spectral characteristics reaches the phonon cut-off, where the one-phonon processes are not efficient.

The total phonon-induced error during the $\pi/2$ rotation about growth direction z is plotted in Fig. 4(a). To guarantee the coherent control and reach small errors, one needs either very small values of detunings and pulse bandwidth or very large ones of a few tens of meV. Taking into account the bandwidth limitation for typical Zeeman splitting of 0.1 meV, the available parameters lead to large gate errors even at zero temperature. The only way to obtain desired small errors is to use very large detunings and short pulse durations. However, under such conditions, many other decoherence channels like resonant and off-resonant transitions to higher states

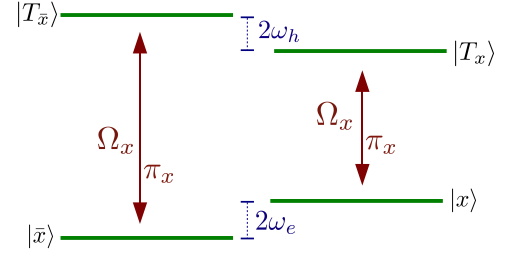


FIG. 5: 4 level system in a single quantum dot.

or interaction with optical phonons are likely to appear. Moreover, this can lead to experimental difficulties, since large detunings require very strong pulses.

In order to perform a rotation about an arbitrary axis, rotations about two orthogonal axes are needed, e.g. z and x , and detunings above the energy gap may be needed. This leads to much larger phonon-induced errors, since emission processes become very important here. The total phonon-induced error for negative detunings is plotted in Fig. 4(b). Now, the spectral characteristics $s_2(\omega)$ responsible for phonon-assisted trion generation is centered at positive frequencies, where the phonon spectral density has much larger values especially at low temperature. In this case, the errors are up to two orders of magnitude larger in comparison with those for positive detunings. For experimentally reasonable values of detunings and pulse bandwidth, the error is always larger than 10^{-2} and has the maximal value of 10^{-1} for $\sigma_z = \Delta_z = 1$ meV.

The spin rotation about the x axis is realized via linearly polarized x pulse. The relevant control Hamiltonian is:

$$H_{Cx} = \frac{1}{2} \epsilon (\hat{J}_x \hat{\sigma}_x \hat{J}_x + \hat{J}_x \hat{\sigma}_x \hat{J}_x) + \frac{1}{2} \epsilon (\hat{J}_x \hat{\sigma}_x \hat{J}_x + \hat{J}_x \hat{\sigma}_x \hat{J}_x) + H_{Cz};$$

where $\frac{1}{2} \epsilon = \frac{1}{2} \epsilon_h$. In this case, all four levels participate in the evolution (see Fig. 5). In consequence, there are two paths for phonon-assisted trion generation with two different detunings. The resulting total phonon-

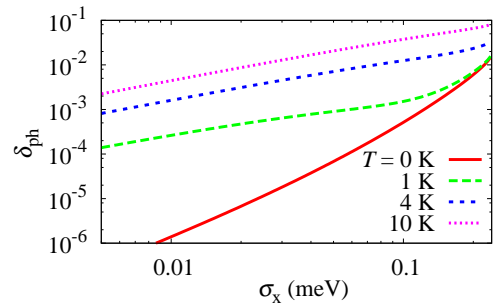


FIG. 6: Total phonon-induced error for the $\pi/2$ rotation about the x axis.

induced gate error for the $\pi/2$ rotation about the x axis is shown in Fig. 6. One can see, that already at $T = 1$ K, the error is always larger than 10^{-4} and grows with growing bandwidth.

Adding the individual errors, it is possible to estimate the error of an arbitrary spin rotation. As we already discussed, even for a rotation about one of the axes, it is impossible to find driving conditions leading to errors smaller than 10^{-4} , thus for the y-rotation the situation is even worse. Moreover, the calculated errors for single-qubit gates provide an estimation for the two-qubit spin gates employing, for instance, the electron hole exchange interaction in coupled QDs [17].

V. DISCUSSION AND CONCLUSIONS

It has been shown that even in the absence of direct spin-reservoir coupling, the spin state of a confined carrier is exposed to indirect dephasing through the entangling optically induced charge evolution. We have proposed a model for this indirect decoherence channel consisting of three components: spin, charge, and environment. As an illustration, the optical spin manipulation in a single doped quantum dot has been considered. It was shown, that optical driving of such a system leads to a strong dynamical response of the lattice and to strong indirect dynamical phonon-induced decoherence channels for the spin degrees of freedom.

Finally, we compare the considered optical spin control proposal with two previous schemes [6, 7]. All of them use single or double quantum dots doped with one additional electron and the excitation of intermediate trion state. One of them [6] makes use of stimulated Raman adiabatic passage (STIRAP) and is implemented in a double quantum dot. The main limitations of this proposal are slow adiabatic evolution requirement and necessity of electron transfer between two QDs and the delocalized hole state. The second one [7] is implemented

in a single QD so that the two latter constraints are overcome. However, the evolution still has to be adiabatic. The proposal considered in this paper prevails over all the limitations discussed above, since the optical rotation is performed by means of fast laser pulses. However, this leads to larger phonon-induced errors $> 10^{-3}$ even at low temperature, whereas the errors in the case of adiabatic evolution [15, 18] are at least one order of magnitude smaller $< 10^{-4}$. On the other hand, the fast evolution leads to smaller errors resulting from carrier-photon interaction. The trion state is excited only for a short moment, thus the probability of its radiative decay is low [15]. All in all, the fast optical spin rotation analyzed here possesses many advantages in comparison with the other two proposals, however the dynamical phonon-induced indirect spin dephasing is in this case much stronger.

The phonon-induced decoherence processes may in many cases constitute the dominant source of errors, since they are much more efficient than those due to spin-orbit mechanism assisted by phonons and up to two orders of magnitude larger than the errors resulting from trion radiative decay [15]. Moreover, these dynamical phonon-induced processes are most efficient exactly on the timescales for the proposed and demonstrated optical spin rotations. Therefore, in order to overcome the phonon-induced indirect spin dephasing one should avoid such detunings and timescales. Another idea is to reduce the dephasing by means of collective encoding of quantum information in QD arrays [19, 20]. Pulse optimization may also lead to error reduction [21, 22, 23].

Acknowledgments

A.G. and J.F. acknowledge support from the Emmy Noether Program of the DFG (Grant No. FO 637/1-1) and the DFG Research Training Group GRK 1464, and thank the John von Neumann Institut für Computing (NIC) for computing time.

-
- [1] D. Loss and D. P. DiVincenzo, Phys. Rev. A 57, 120 (1998).
 - [2] A. Imamoglu, D. D. Awschalom, G. Burkard, D. P. DiVincenzo, D. Loss, M. Sherwin, and A. Small, Phys. Rev. Lett. 83, 4204 (1999).
 - [3] E. Pazy, E. Biolatti, T. Calarco, I. D'Amico, P. Zanardi, F. Rossi, and P. Zoller, Europhys. Lett. 62, 175 (2003).
 - [4] T. Calarco, A. Datta, P. Fedichev, E. Pazy, and P. Zoller, Phys. Rev. A 68, 12310 (2003).
 - [5] E. M. Gauger, A. Nazir, S. C. Benjamin, T. M. Stace, and B. W. Lovett, New J. Phys. 10, 073016 (2008).
 - [6] F. Troiani, E. Molinari, and U. Hohenester, Phys. Rev. Lett. 90, 206802 (2003).
 - [7] Pochung Chen, C. Piermarocchi, L. J. Sham, D. Gammon, and D. G. Steel, Phys. Rev. B 69, 075320 (2004).
 - [8] S. E. Economou, L. J. Sham, Y. Wu, and D. G. Steel, Phys. Rev. B 74, 205415 (2006).
 - [9] S. E. Economou and T. L. Reinecke, Phys. Rev. Lett. 99, 217401 (2007).
 - [10] C. Emary and L. J. Sham, J. Phys. Cond. Matt. 19, 056203 (2007).
 - [11] A. Khaetskii and Y. V. Nazarov, Phys. Rev. B 64, 125316 (2001).
 - [12] J. Berezovsky, M. H. Mikkelsen, N. G. Stoltz, L. A. Col-dren, and D. D. Awschalom, Science 320, 349 (2008).
 - [13] H.-P. Breuer and F. Petruccione, The Theory of Open Quantum Systems (Oxford University Press, Oxford, 2002).
 - [14] P. Machnikowski, V. M. Axt, and T. Kuhn, Phys. Rev. A 75, 052330 (2007).
 - [15] A. G. Rodecka, C. W. Eber, P. Machnikowski, and A. Knorr, Phys. Rev. B 76, 205305 (2007).
 - [16] A. G. Rodecka, P. Machnikowski, and J. Forstner, Phys. Rev. B 78, 085302 (2008).

- [17] S. E. Economou and T. L. Reinecke, Phys. Rev. B 78, 115306 (2008).
- [18] K. Roszak, A. G. Rodecka, P. Machnikowski, and T. Kuhn, Phys. Rev. B 71, 195333 (2005).
- [19] A. G. Rodecka and P. Machnikowski, Phys. Rev. B 73, 125306 (2006).
- [20] A. G. Rodecka and P. Machnikowski, Acta Phys. Pol. 110, 195 (2006).
- [21] V. M. Axt, P. Machnikowski, and T. Kuhn, Phys. Rev. B 71, 155305 (2005).
- [22] M. W. Enin and W. Potz, Phys. Rev. A 74, 022319 (2006).
- [23] U. Hohenester and G. Stadler, Phys. Rev. Lett. 92, 196801 (2004).