

Wannier Orbital Overlap Population (W O O P), Wannier Orbital Position Population (W O P P) and the Origin of Anomalous Dynamical Charges

Joydeep Bhattacharjee and Umesh V Waghmare
 Theoretical Sciences Unit
 Jawaharlal Nehru Centre for Advanced Scientific Research
 Jakkur PO, Bangalore 560 064, India
 (Dated: November 1, 2007)

Most d^0 transition metal (TM) oxides exhibit anomalously large Born dynamical charges associated with off-centering or motion of atoms along the TM-O chains. To understand their chemical origin, we introduce "Wannier Orbital Overlap Population" (W O O P) and "Wannier Orbital Position Population" (W O P P) based on the Wannier function based description of electronic structure obtained within first-principles density functional theory. We apply these concepts in a precise analysis of anomalous dynamical charges in PbTiO_3 , BaTiO_3 and BaZrO_3 in the cubic perovskite structure. Determining contributions of different atomic orbitals to the dynamical charge and their break-up into local polarizability, charge transfer and covalency, we find that p orbitals of oxygen perpendicular to the -TM-O-chain contribute most prominently to the anomalous charge, by facilitating a transfer of tiny electronic charge through one unit cell from one TM atom to the next. Our results explain why the corner-shared linkage of TM O_6 octahedra, as in the perovskite structure, is ideal for large dynamical charges and hence for ferroelectricity.

I. INTRODUCTION

Transition metal oxides (TMOs) exhibit a rich variety of structural, electric and magnetic properties^{1,2}, owing mostly to the d electronic states of the transition metal. Partially occupied d states of a TM in its oxide result in different possibilities of magnetic ordering and properties, whereas the TMOs with unoccupied d states usually are non-magnetic insulators with structural and dielectric properties of technological importance³. Most ferroelectric (ABO₃) oxides in the perovskite structure⁴ have a d^0 transition metal at the B-site, and interaction between d states of TM with p states of O are known to be crucial to their properties⁵. Many binary d^0 TM oxides such as TiO_2 and ZrO_2 hold promise as high-k dielectric materials⁶ essential to the future ultra-thin semiconductor devices. Understanding how precisely the d^0 state of a TM atom and its interaction with oxygen gives rise to these properties is fundamentally interesting and will also help in design of better materials.

Dielectric properties are intimately related to electric polarization (dipole moment per unit volume) of insulators. It is spontaneously present in a ferroelectric material⁴ even in the absence of external fields, and its coupling with structure, electric and elastic fields are central to technologically important properties of these materials. Dynamical charges, known as Born effective charges (BEC), yield polarization induced due to small displacements of atoms from their equilibrium positions. Anomalous charge is evaluated as the difference between the dynamical charge associated with an atom and the nominal charge represented by its oxidation state. They are also the coupling constants between atomic displacements and electric field, and are relevant to the properties of materials in two important ways: (a) they often are anomalously large and indicators^{7,8} of the ferroelectric structural instabilities or low frequency (soft) polar phonon modes and (b) static dielectric (piezoelectric) response depends quadratically (linearly) on the effective charges and is dominated by the softest phonons indicated by the anomalous effective charges³.

First-principles calculations based on density functional theory (DFT) have been extensively used in determining dielectric³ and ferroelectric⁹ properties of the d^0 transition metal oxides. Within first-principles DFT framework, BECs are commonly calculated using two methods: (a) Berry phase based expression of polarization and (b) DFT-linear response. Both approaches are based in the k space and do not readily yield a picture in real-space of the flow of electronic charge in terms of bonding. Band-by-band decomposition¹⁰ of effective charges using the linear response method was used to estimate contributions of different atomic orbitals to their anomalously large values, highlighting the role of hybridization between d states of TM with p states of oxygen. The band-by-band decomposition¹¹ of BECs associated with the Ba, Ti and O atoms in BaTiO_3 , in groups of bands corresponding to different maximally localized Wannier functions¹⁶, was found to be in good agreement with that obtained using the linear response based approach by Ghosez et al.¹⁰. Recently, analysis based on Wannier functions^{12,13} has indicated the important role played by the oxygen orbitals in giving rise to large anomalous Z^* of the TM atoms in TMOs. However, a quantitative estimation of various contributions such as covalency, local polarizability and charge transfer to Z^* is still lacking.

In this work, we link Wannier function based description with atomic orbitals to quantify various chemical contributions to Z^* . Polarization along x direction is given by the trace of PXP , where x

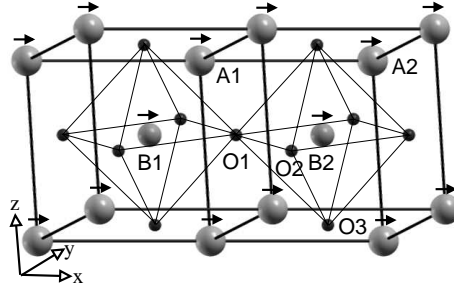


FIG. 1: Two unit cells of a cubic AB_3O_3 perovskite system. Labels in this figure are used in discussion.

is the position operator and P an operator of projection into subspace of occupied states. A natural microscopic picture of its makeup can be obtained by diagonalization of the PxP operator. For systems periodic in 1-dimension, eigenfunctions of PxP operator are the Wannier functions¹⁴ (or hemaphrodite orbitals of 3-D periodic systems¹⁵). For 3-dimensional periodic systems, PxP , PyP and PzP do not generally commute and can be diagonalized simultaneously only approximately, resulting in maximally localized Wannier functions¹⁶. In analogy with crystal orbital overlap population¹⁷, based on projections of Wannier functions onto atomic orbitals, we propose here concepts of Wannier Orbital Overlap Population (W O O P) and Wannier Orbital Position Population (W O P P), which are used to determine quantitatively the contributions of different electronic mechanisms to anomalous dynamical charges. In principle, Mulliken¹⁸ charge population becomes a subset of W O O P, if the Wannier functions are replaced by an atomic orbital basis set in which the electronic wave functions are expanded. On the other hand, W O P P introduces a new scheme to accurately estimate the degree of covalency.

In section II, we describe the systems analyzed in this work. We review in section III the definition of BEC, a method to construct localized Wannier Functions (W Fs), and introduce W O O P and W O P P. In Section IV, we present results of our analysis and break-up of the effective charge into different mechanisms, and finally conclude in section V.

II. SYSTEMS

$PbTiO_3$ (PTO) is an end member ($x = 1$) of $PbZr_{1-x}Ti_xO_3$ (PZT), the most commonly used technological ferroelectric material. It occurs in the perovskite structure with a tetragonal ferroelectric phase up to a relatively high Curie temperature $T_c = 763$ K, above which it transforms to the cubic paraelectric phase. While the stereochemical activity of lone pair of 6s electrons in Pb is known to be crucial for its properties, it shares with other perovskite ferroelectrics the d^0 TM-oxygen interaction contributing to ferroelectricity. It has been studied extensively using first-principles calculations⁹. As indicators of ferroelectric instability, effective charges of Pb and Ti in its cubic paraelectric phase ($a = 3.97$ Å) are 3.9 and 7.1 respectively, which are analyzed here.

$BaTiO_3$ (BTO), a related material, undergoes a sequence of structural transitions from cubic to tetragonal, then to orthorhombic and subsequently to rhombohedral phase as temperature is reduced. In the cubic structure ($a = 4.00$ Å), BECs of Ba and Ti are 2.74 and 7.2 respectively. Polarization of $BaTiO_3$ is relatively small partly because Ba does not have any lone-pair of electrons and does not contribute much to ferroelectricity. A comparative study of $PbTiO_3$ and $BaTiO_3$ allows us to identify the special role of Pb at A-site.

Finally, we analyze effective charges in $BaZrO_3$ (BZO), which remains stable in the paraelectric phase at all T, with the cubic perovskite structure ($a = 4.19$ Å). Effective charges of Ba and Zr are 2.74 and 5.7 respectively. Comparison of various contributions to anomalous charges of Zr and Ti allows us to single out the chemical mechanism which leads to ferroelectricity in $BaTiO_3$, but not in $BaZrO_3$.

III. METHODS

All calculations reported here have been carried out with ABINIT²⁰ implementation of DFT using Teter extended norm-conserving pseudopotentials and a plane wave basis. The s and p semi-core states of Ti, Zr and Ba are included in the valence. An energy cutoff of 80 Ry on the plane-wave basis is used in representing Kohn-Sham wave functions. Integrals over the Brillouin zone have been sampled with a $6 \times 6 \times 6$ uniform mesh of k-points. Wannier functions have been constructed using post-processing subroutines interfaced with ABINIT code, developed by the authors¹⁴.

A. Born effective charge

Elements of the BECs of an atom (I) are tensors, whose elements $Z_{\alpha\beta}^I$ are the coupling constants between atomic displacements (phonon) and electric field. Force F felt by an atom I in the presence of electric field E is:

$$F_{\alpha I} = Z_{\alpha\beta}^I E_{\beta}; \quad (1)$$

whereas the dipole moment induced by displacement u of an atom is:

$$p_{\alpha I} = Z_{\alpha\beta}^I u_{\beta}; \quad (2)$$

Corresponding change in the polarization is $\Delta P = V^{-1} \sum_I p_I$, V being the volume of unit cell. In this work, we use the relation (2) in analyzing the BEC.

A well localized WFN $\psi_n(r)$ (constructed in the scheme described below) enables evaluation of expectation values of position operator:

$$\langle x \rangle_n = \int \psi_n^*(r) x \psi_n(r) dr; \quad (3)$$

The total electronic contribution to the dipole moment per unit cell is obtained by summing over all the bands: $p_x = e f_n \langle x \rangle_n$, e being the electronic charge and f the occupation number of the n th band. The BEC can be determined from the changes in the dipole moment resulting from the α -centering of an atom. For example, BEC associated with dipole induced along x direction by a small displacement u_x of an ion I is given by:

$$Z_{xxI}^? = Z_I^{\text{ion}} + \frac{e u_x}{u_x}; \quad (4)$$

where Z_I^{ion} is the ionic charge ($Z_I^{\text{ion}} = \text{number of valence electrons of the given atom treated with a pseudopotential}$). $\frac{e u_x}{u_x}$ is calculated from the WFs as:

$$\frac{e u_x}{u_x} = e^4 \sum_i \langle x \rangle_i^d \sum_j \langle x \rangle_j^{\text{nd}}; \quad (5)$$

where $\langle x \rangle_i^d$ and $\langle x \rangle_j^{\text{nd}}$ are the expectation values of x obtained using the i -th WF with and without the atomic displacement respectively. WFs thus allow decomposition of the dynamical charge into contributions from different bonding orbitals spanning the occupied subspace.

B. Wannier functions

Wannier functions (WF) are obtained as Fourier transform of Bloch functions of occupied bands. At any wave vector k , any unitary transformation of Bloch functions within the occupied band subspace is a valid description of electronic structure in the sense that the total energy is invariant under such a transformation. As a result, WFs are highly non-unique. Nevertheless, there are always some special choices of these unitary rotations, also known as gauge, which yield highly localized sets of WFs^{16,21}.

In this work, we use the Wannier type localized orbitals (WLO) described in Ref²¹:

$$W_I(r;R) = \sum_k e^{ik:(r-R)} \sum_l M_{ll}^k u_{lk}(r); \quad (6)$$

where the wave functions $u_{lk}(r)$, obtained from a DFT calculation, are the cell periodic part of Bloch functions. Rotation of these functions by the unitary matrix M^k (at each k) is aimed at obtaining a set of wave functions that are smooth and periodic in reciprocal space, a criterion necessary to obtain well localized WFs.

In ionic systems, WLOs are typically centered on atoms, and their delocalized features extending to nearest neighbour atoms indicate the degree of covalency. In strongly covalent systems, WLOs are typically bond-centered, while the atom-centered WLOs can be obtained by expanding the subspace of electronic states to include the unoccupied, antibonding states. As demonstrated in Fig-2, the O1-centered [see Fig-1] WLO with $2p_y$ orbital character and the Ti-centered WLO with $3d_{xy}$ orbital character, are constructed using an extended subspace above the Fermi level, in cubic PTO. The width or 'fatness'²² of

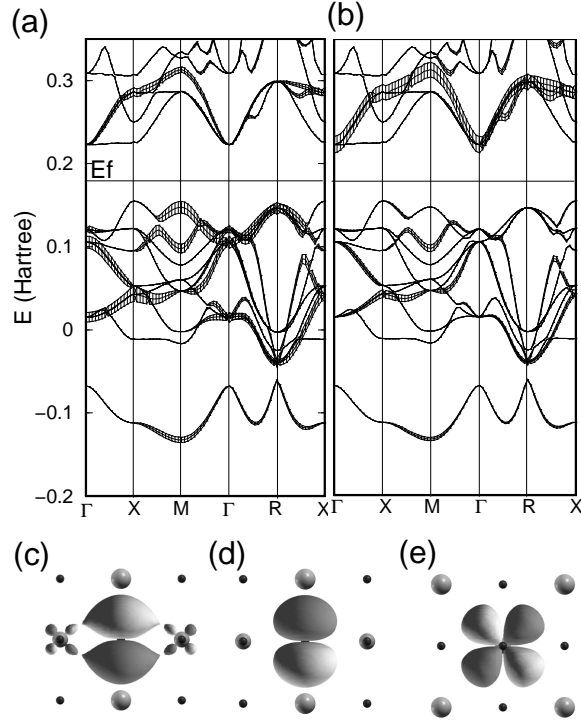


FIG. 2: Band structure of PbTiO_3 with (a) $2p_y$ and (b) $3d_{xy}$ characters centered at O1 and Ti respectively. The $2p_y$ WLO at O1, constructed (c) within the occupied subspace, (d) in an extended subspace including bands above E_f . (e) The $3d_{xy}$ WLO at Ti constructed in the extended subspace.

the bands in Fig-2 (a) and (b) is linearly proportional to their contribution to the two WLOs respectively while Fig-2 (c) shows the $2p_y$ orbital of O1 constructed within the occupied subspace. When constructed in the extended subspace, the antibonding contribution between the orbitals $2p_y$ of O1 and the $3d_{xy}$ of Ti from the bands above Fermi level in Fig-2 (a) destructively interfere with the corresponding bonding contributions from the bands below Fermi level to yield a pure $2p_y$ like WLO shown in Fig-2 (d). Whereas, for the pure Ti $3d_{xy}$, shown in Fig-2 (e), the majority contribution comes from the band above Fermi level, as clearly indicated in Fig-2 (b).

In the rest of this paper, we refer to the atom-centered WLOs constructed in the extended subspace as atomic orbitals (AO) and WLOs constructed within the occupied subspace as WFs.

C. Wannier Orbital Overlap Population (W O O P) and Wannier Orbital Position Population (W O P P)

A picture of bonding in a crystal obtained with Wannier functions is qualitative. To link it quantitatively to different chemical mechanisms of bonding, and we now introduce tools based on their projections on atomic orbitals. For clarity, we denote indices of WFs and atomic orbitals (AO's) in upper and lower case letters respectively.

In the first step, we express the WFs in terms of AOs $f_{j,j}i$ as: $\mathbf{w}_{Ii} = \sum_{j=1}^P \sum_{i=1}^N C_{Ij} f_{j,j}i$, where the AOs, N in number, may not necessarily form an orthonormal basis. C_{Ij} 's can be determined by solving N simultaneous linear equations of the form:

$$\sum_{j=1}^N S_{mj} C_{Ij} = h_m \mathbf{w}_{Ii}; \quad (7)$$

where $S_{mj} = h_m \sum_{i=1}^N f_{j,j}i f_{m,m}i$. Normalization of \mathbf{w}_{Ii} in terms of AOs is: $h_{\mathbf{w}_{Ii}} \mathbf{w}_{Ii} = \sum_{l=1}^P \sum_{m=1}^N C_{Il} S_{lm} C_{Im}$. Evidently, a choice of AOs is quite important in obtaining the normalization of WFs accurately.

The part of the sum and corresponding to $l=m$ in the normalization of \mathbf{w}_{Ii} gives the population of electrons at j_1i due to \mathbf{w}_{Ii} . We generalize this to define "Wannier orbital overlap population" (W O O P) associated with the I -th WF as:

$$B_{lm}^I = C_{Il} S_{lm} C_{Im}; \quad (8)$$

Choosing l and m corresponding to all the AOs centered on an atom, say A1 in Fig-3, the population of electrons, which are centered on A1 and contribute to the W_1 , can be evaluated as:

$$Q_{A1}^1 = \sum_{lm} B_{lm}^1 : \quad (9)$$

Subsequently, the number of electrons populated in atom A1 can be estimated as $\sum_{lm} Q_{A1}^1$.

Center of W_1 can now be expressed in terms of the AOs: $\langle \mathbf{r} | \mathbf{r} | \rangle = \sum_{lm} C_{1l} X_{lm} C_{1m}$, where $X_{lm} = \langle \mathbf{r} | \mathbf{r} | \rangle_{lm}$. We refer to the sum and as "Wannier orbital position population" (WOPP) and denote it as:

$$D_{lm}^I = C_{1l} X_{lm} C_{1m} : \quad (10)$$

This leads to the net contribution to Z^2 from W_1 as:

$$Z_x^{2I} = \frac{e}{u_x} \sum_{lm=1}^N D_{lm}^{dI} D_{lm}^{ndI} : \quad (11)$$

Through appropriate choices of l and m in eqn-(11), the Z_x^{2I} can be easily decomposed into contributions based on different chemical mechanisms responsible. These are classified into five broad categories: rigid shift (RS), charge transfer (CT)¹⁰, local polarizability (LP), covalency (COV) and other nonlocal changes (NC). For the WF centered on A1 (see schematic in Fig-3), these are defined by the following conditions on l and m :

- 1: RS: $l = m$; $f_{lm} \neq 0$; $Q_{A1}^1 = 0$; $i = 1, 2, 3$;
 - 2: CT: $l = m$; $f_{lm} \neq 0$; $Q_{A1}^1 \neq 0$; $i = 1, 2, 3$;
 - 3: LP: $l \neq m$; $f_{lm} \neq 0$;
 - 4: COV: $l \neq m$; $l, m \in A$ or $m \in A$ or $l \in A$;
 - 5: NC: $l \neq m$; $f_{lm} \neq 0$;
- (12)

RS and CT are contributed from the diagonal blocks in Fig. 3 (identical AOs) and can be differentiated based on the change in the population (Q), obtained through WOPP. Whereas, Z^2 from the LP arises solely from the coupling between the AOs with different parities centered on the same atom, for which the inter orbital transition dipole moment is nonzero. Due to orthonormality of AOs centered on the same atom, contribution of LP to Z^2 is not effected by the rigid translation of AOs.

Contributions to Z^2 from COV and NC are both due to transition dipole moments between orbitals centered on different atoms. In Fig-3 where W_1 has highest projection with AOs of A1, COV gives covalent contribution to Z^2 due to transition dipole moments between the AOs of A1 and its nearest neighbours A2 and A3. COV contributions can be both bonding as well as antibonding type in nature. Finite COV as well as CT contributions to BEC, involving same set of AOs of two neighbouring atoms, can be indicative of a possible conjugation scenario, as shown in section-IV. NC gives the contribution to Z^2 from covalency associated with transition dipole moments between the AOs of A2 and A3 (Fig-3). In general, NC contribution to Z^2 is much smaller than the other four categories as none of the AOs involved in NC belong to A1.

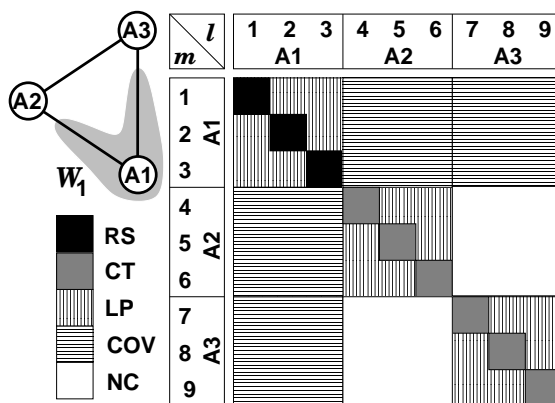


FIG. 3: A schematic grouping of l and m to decompose Z^2 due to W_1 (RS: Rigid shift, CT: Charge transfer, LP: Local polarizability, COV: Covalency, NC: Nonlocal changes).

IV . RESULTS AND DISCUSSION

We first present W O P P based analysis of $Z_{T_i}^2$ in PTO and compare it with that of $Z_{T_i}^2$ in BTO . Next, we analyze $Z_{P_b}^2$ of PTO and bring out the special role played by Pb through comparison with Ba. Finally, we present a comparative analysis of BTO and BZO to identify factors crucial to ferroelectricity in BTO and to the lack of it in BZO . In all these cases, cations are o -centered (with respect to the cubic structure) along x axis by 1 % of the lattice constant.

In addition to a nominal charge of 4 a.u., the anomalous part of $Z_{T_i}^2$ in $PbTiO_3$ is about 3.1 a.u. To this anomalous part, a positive contribution of 4.2 a.u. is from the orbitals of O1, which belongs to the Ti-O chain along the x-axis, and a negative contribution of -1.1 a.u. from the orbitals of O2 and O3 in the Ti-O plane perpendicular to the x-axis. Almost 70% of the total positive contribution (4.2 a.u.) is made by the $2p_y$ and $2p_z$ orbitals of O1 (both are equal by symmetry), which are perpendicular to the Ti-O chain along x-axis. The O1-centered W F s with $2p_y$ orbital character are shown in Fig-4. The majority of their contributions (see Table-I) to $Z_{T_i}^2$ is due to inter-atomic charge transfer across the unit cell from the $3d_{xy}$ and $3d_{xz}$ orbitals of Ti1 to those of Ti2. W O P P analysis for these W F s clearly shows a decrease and increase in electron population at Ti1 and Ti2 respectively, with negligible change in the population of orbitals at O1.

Bonding in PTO is certainly not purely ionic: a small but non-zero covalent contribution of about 0.3 a.u. to Z^2 from mixing between the O1 and Ti orbitals indicates a weak σ like bonding along the Ti-O1-Ti2 chain which, is strengthened in the ferroelectric phase. The rest 30% of the total positive contribution to the anomalous part of $Z_{T_i}^2$ is due to the $2s + 2p_x$ hybridized orbitals of O1. Unlike the $2p_y$ and $2p_z$ orbitals which are perpendicular to the -O-Ti-O-chain direction, covalent contributions from these orbitals arises from π type bonding between Ti and O and are comparable to that from charge transfer. These W F s (shown in Fig-5) are centered between O and Ti atoms: the $2s + 2p_x$ orbital is peaked in the bond path between O1 and Ti1 whereas $2s - 2p_x$ peaked is peaked in the bond path between O1 and Ti2. The former contracts and the latter gets stretched in the ferroelectric phase. Consequently, in the ferroelectric phase the covalency between O1 and Ti1 gets stronger at the cost of the same between O1 and Ti2. This is similar to conjugation found in long chain conducting polymers. As shown in Table-I, this results into a larger covalent type contribution to $Z_{T_i}^2$ from $2s + 2p_x$ than that from $2s - 2p_x$ W F. These orbitals too facilitate the transfer of small electronic charge from Ti2 to Ti1, resulting in charge transfer contributions to $Z_{T_i}^2$ that are about the same as their contribution with covalency. Small contributions from local polarizability of oxygen to $Z_{T_i}^2$ from these orbitals correlate with the intra-atomic change in hybridization among the s;p and d orbitals of oxygen without altering the total charge population or W O P P at O1. Similarly, local polarizability of O2 (and changes in its hybridization) yield a small negative contributions to $Z_{T_i}^2$.

Interestingly, charge transfer between TM atoms at B-site through O seems to be indirectly influenced by the atom A (or its size). Comparison of contributions to $Z_{T_i}^2$ in PTO and BTO (shown in Tables-I and II) indicates that charge transfer from Ti2 to Ti1 is higher in $BaTiO_3$ than in $PbTiO_3$. In contrast, the contributions from the $2s - 2p_x$ hybridized orbitals (π bonding) of O1 in $BaTiO_3$ are about the same as in $PbTiO_3$. As we will see below, the former difference is due to the fact that Pb also competes in contributing to the charge transfer through the same O1 orbitals.

TABLE I: Various chemical contributions to $Z_{T_i}^2$ and $Z_{P_b}^2$ in $PbTiO_3$. (C P : Charge transfer; R S : Rigid shift; L P : Local polarizability; C O V : Covalency; N C : Non-local changes)

W F	C T	L P	C O V	N C	Tot
Decomposition of $Z_{T_i}^2$ from orbitals of O1					
$2s + 2p_x$	0.21	-0.10	0.41	0.01	0.53
$2s - 2p_x$	0.33	-0.06	0.30	0.01	0.58
$2p_y ; 2p_z$	1.10	0.00	0.27	0.06	1.43
Decomposition of $Z_{P_b}^2$ from orbitals of O2					
$2p_x$	0.12	-0.08	0.28	0.02	0.34
$2p_y - 2s$	0.02	-0.04	0.03	-0.00	0.01
$2p_z$	0.38	-0.03	0.07	0.01	0.43
Decomposition of $Z_{P_b}^2$ from orbitals of Pb					
W F	R S	L P	C O V	N C	Tot
6s	-1.97	0.58	-0.02	-0.02	-1.43

Anomalous part of $Z_{Pb}^?$ in $PbTiO_3$ is about 1.9 a.u., over a nominal charge of 2.0 a.u. Almost 25% of this anomalous part is a result of local polarizability at Pb due to emergence of moderate Pb 6p orbital character in occupied states of the ferroelectric phase, which is accompanied by a small decrease in occupancy of the 6s orbital. This is evident from the nature of deformation of the Pb-centered WF symmetry [see Fig-6(a)] in the ferroelectric phase. The rest of the anomalous part is contributed by the two oxygens O2 and O3 in the (100) TiO plane. $2p_x$ and $2p_z$ symmetry WFs centered on both of these oxygen atoms give positive contributions to $Z_{Pb}^?$. Interaction between Pb and O2 orbitals is evident in the long-range features of the $2p_x$ and $2p_z$ like WF centered on O2 (shown in Fig-6(c) and (b)) in the ferroelectric phase. The contribution from $2p_x$ is primarily covalent in nature involving a combination of 6p orbitals of Pb, while the same from $2p_z$ is mainly due to charge transfer from similar orbitals of Pb2 to that of Pb1 (see Table-I).

In both $BaTiO_3$ and $BaZrO_3$, the anomalous part of $Z_{Ba}^?$ is about 0.75 a.u. The 5d orbitals of Ba, which are unoccupied in the paraelectric phase, mix with occupied states in the ferroelectric phase giving a positive contribution to $Z_{Ba}^?$. These orbitals are relatively more localized than the 6s or 6p orbitals of Pb and hence less favourable for inter-atomic orbital interactions. Consequently, reduction in both charge transfer as well as covalent contributions involving the 2p orbitals of O2 and O3 and the 5d orbitals of Ba is expected. Similarly, the local polarizability contribution from Ba due to hybridization between its 5p and 5d orbitals in the ferroelectric phase is also weaker. These are evident from comparison between contributions to $Z_{Ba}^?$ (Tables-II and III) and those to $Z_{Pb}^?$ (Table-I). Our analysis of $Z_{Zr}^?$ (Table-III) reveals two interesting trends: (a) contribution from covalency between Zr and O (σ -type bonding) to anomalous part of $Z_{Zr}^?$ is greater than that from covalency between Ti and O to $Z_{Ti}^?$ and (b) charge transfer is much more significant in giving anomalous $Z_{Ti}^?$ than in the case of $Z_{Zr}^?$.

We sum up contributions from all the WFs and summarize the decomposition of anomalous $Z^?$'s of A and B cations into various chemical mechanisms (see Table-IV). Comparison between BZO and BTO clearly reveals the role of long-range charge transfer between TM cations via p orbitals of oxygen (see Fig-7). This is analogous to super-exchange in magnetic oxide materials. As expected from the fact that the radius of Zr^{4+} is larger than that of Ti^{4+} , contribution to $Z^?$ from covalency is greater for Zr than for Ti. In case of $Z_{Pb}^?$, the net charge transfer through the orbitals of O (2,3) is the prime contributor, followed by the net contribution from covalency between the orbitals of O (2,3) and Pb. The local polarizability of the 6s orbital of Pb also contributes sizeably to $Z_{Pb}^?$, but is partly compensated by the local polarizability of oxygen. The cause for difference between $Z_{Pb}^?$ and $Z_{Ba}^?$ is most evident in charge transfer contribution, and to a lesser extent in contributions from their local polarizability and covalency with oxygen.

V. CONCLUSION

We presented a simple scheme to quantify different chemical bonding mechanisms through projections of Wannier functions onto atomic orbitals. This is particularly useful in separating the total BEC into various chemical contributions such as local polarizability, covalency and charge transfer. We find that anomalously large effective charge of Ti in $BaTiO_3$ and $PbTiO_3$ arises primarily from a dynamical transfer

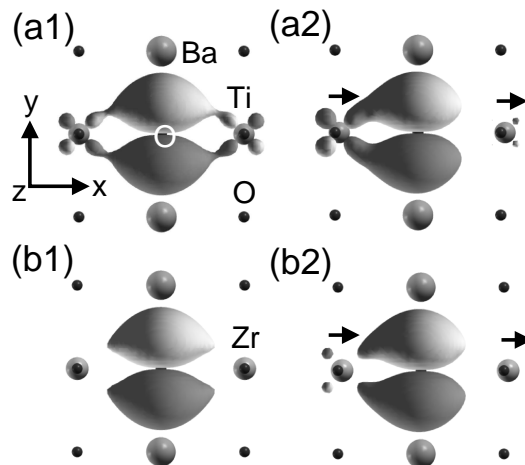


FIG. 4: O 1-centered WFs with symmetry of its $2p_y$ orbital in cubic (a) $BaTiO_3$ and (b) $BaZrO_3$ (1) with and (2) without Ti/Zr displacement. The isosurfaces shown here, are for $f_W(r) = 0.0045$, which is typically about 10% of its maximum.

of tiny electronic charge through one unit cell from d orbitals of one Ti atom to its nearest neighbour Ti atom in the direction opposite to Ti displacement and secondarily from covalency (the latter is less than half of the former). In contrast, the anomalous part of effective charge of Pb has comparable contributions from charge transfer and covalency, of which the former is lacking in the case of Ba.

We have identified the dynamical charge transfer between cations (see Fig.7) (TM as well as the one at A-site) as the key factor for their potential to drive ferroelectricity. As this charge transfer occurs along -TM-O- chains through the p orbitals of oxygen that are perpendicular to the chains, it is clear that perovskite is a structure very special for ferroelectricity for two reasons: (a) it has -TM-O- chains running in all the three directions and (b) its TM O_6 octahedra are all corner-shared with two-fold coordination of oxygen atoms giving two of the p orbitals of oxygen for facilitating this charge transfer. More generally, the tools of W O O P and W O P P developed here, will be useful in characterization of chemical bonding in variety of di erence systems and phenomena.

VI. ACKNOWLEDGMENTS

JB thanks CSIR, India for a research fellowship and UVW acknowledges a DuPont Young Faculty grant that supported some of this work. We are grateful for use of the central computing facility at JNCASR, funded by the Department of Science and Technology, Government of India.

-
- ¹ Rao, C.N.R.; Raveau, B. Transition Metal Oxides: Structure, Properties, and Synthesis of Ceramic Oxides, John Wiley and Sons. Inc. 1998.
 - ² Cox, P.A. Transition metal oxides, Clarendon Press, Oxford 1992.
 - ³ Waghmare, U.V.; Rabe, K.M. in Materials Fundamentals of Gate Dielectrics, edited by Demkov, A.; Navrotsky, A. Springer, New York 2005, 215-248.
 - ⁴ Lines, M.E.; Glass, A.M. Principles and Applications of Ferroelectrics and Related Materials, Clarendon, Oxford 1979.
 - ⁵ Cohen, R.E. Nature 1992, 258, 136-138.
 - ⁶ Park, J.H.; Parise, J.B.; Woodward, P.M.; Lubomirsky, I.; Stafsudd, O. J. Mater. Res. 1999, 14, 3192-3195.
 - ⁷ Zhong, W.; King-Smith, R.D.; Vanderbilt, D. Phys. Rev. Lett. 1994, 72, 3618-3621.
 - ⁸ Waghmare, U.V.; Spaldin, N.A.; Kandpal, H.C.; Seshadri, R. Phys. Rev. B 2003, 67, 125111-(1-10).
 - ⁹ Vanderbilt, D. Current Opinion in Solid State and Materials Science 1997, 2, 701-705.
 - ¹⁰ Ghosez, Ph.; Michenaud, J.P.; Gonze, X. Phys. Rev. B 1998, 58, 6224-6240.
 - ¹¹ Marzari, N.; Vanderbilt, D. Unpublished
 - ¹² Cangiani, G.; Baldereschi, A.; Posternak, M.; Krakauer, H. Phys. Rev. B 2004, 69, 121101-(1-4).
 - ¹³ Posternak, M.; Baldereschi, A.; Walter, E.J.; Krakauer, H. Phys. Rev. B 2006, 74, 125113-(1-8).
 - ¹⁴ Bhattacharjee, J.; Waghmare, U.V. Phys. Rev. B 2005, 71, 045106-(1-5).
 - ¹⁵ Sgarovello, C.; Peressi, M.; Resta, R. Phys. Rev. B 2001, 64, 115202-(1-10).

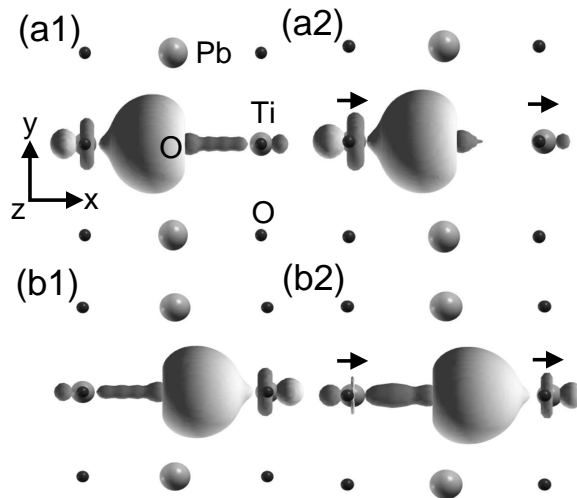


FIG. 5: O 1-centered WFs with symmetries of (a) $2s + 2p_x$ and (b) $2s - 2p_x$ orbitals (1) with and (2) without Ti displacement in cubic PbTiO_3 . The isosurfaces are for $\psi(x,y) = 0.0045$, which is about 10% of its maximum.

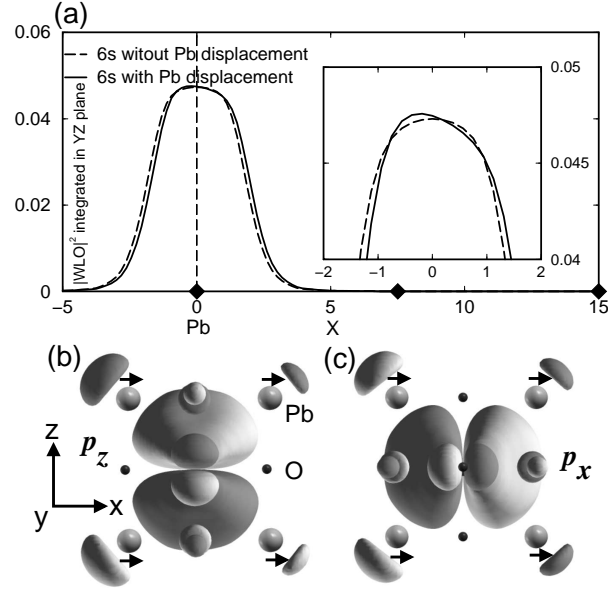


FIG .6: W F with sym m etry of (a) 6s orbital of Pb, (b) $2p_z$ and (c) $2p_x$ orbitals of O 1 in cubic PbTiO₃ . Isosurfaces shown in (b) and (c) are for $\psi(r) = 0.001$.

- ¹⁶ Marzari, N .; Vanderbilt, D . Phys. Rev. B 1997, 56, 12847-12865 .
¹⁷ H o m a n, R . Rev. M od. Phys. 1988 , 60, 601-628.
¹⁸ R . S . M ulliken, R . S . J. Chem . Phys., 1955, 23, 1833-1840
¹⁹ W aghm are, U . V .; Rabe, K . M . Phys. Rev. B 1996, 55, 6161-6173.
²⁰ F irst-principles com putation of m aterial properties: the AB IN IT software project, Gonze, X . et al, Computational M aterials Science 2002, 25, 478-492.
²¹ Bhattacharj ee, J .; W aghm are, U . V . Phys. Rev. B 2006, 73, 121102(R)-(1-4).
²² Jepsen, O .; Andersen, O . K . Z. Phys. B : C ondens M atter 1995, 97, 35-47.

TABLE II: Various chemical contributions to Z_{Ti}^2 and Z_{Ba}^2 in BaTiO₃ .

W F	CT	LP	COV	NC	Tot
D ecom position of Z_{Ti}^2 from orbitals of O 1					
2s + 2p _x	0.19	-0.08	0.42	-0.01	0.52
2s 2p _x	0.34	-0.05	0.29	-0.00	0.58
2p _y ; 2p _z	1.18	-0.01	0.26	0.06	1.49
D ecom position of Z_{Ba}^2 from orbitals of O 2					
2p _x	-0.01	-0.05	0.31	0.01	0.26
2s 2p _y	0.04	-0.04	0.06	-0.00	0.06
2p _z	0.11	0.00	0.11	-0.00	0.22
D ecom position of Z_{Ba}^2 from orbitals of Ba					
W F	RS	LP	COV	NC	Tot
5p _x	-1.94	0.08	-0.02	0.00	-1.88
5p _y ; 5p _z	-1.94	0.09	-0.00	0.00	-1.85

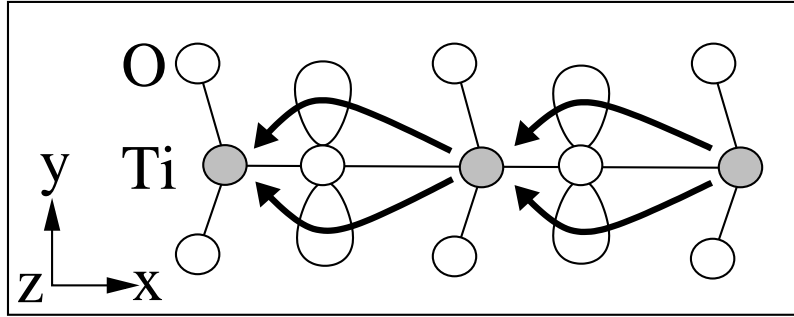


FIG . 7: A schematic picture of interatomic charge transfer across one unit cell.

TABLE IV : Comparison of various contributions to anomalous effective charges.

	Charge transfer	Covalency (from orbitals of O 1)	Local polarizability	
Ti (BTO)	2.89	1.23	-0.15	
Zr (BZO)	1.61	1.57	-0.28	
		(O 2+ O 3+ A)	(O 2+ O 3)	(Å)
Ba (BTO)	0.36	1.06	-0.26	0.26
Pb (PTO)	1.08	0.80	-0.38	0.58

TABLE III: Various chemical contributions to Z_{Zr}^2 and Z_{Ba}^2 in $BaZrO_3$.

W F	CT	LP	COV	NC	Tot
D ecom position of Z_{Zr}^2 from orbitals of O 1					
2s + 2p _x	-0.16	-0.10	0.63	0.00	0.37
2s 2p _x	-0.01	-0.10	0.50	0.01	0.40
2p _y ; 2p _z	0.89	-0.04	0.22	0.03	1.10
D ecom position of Z_{Ba}^2 from orbitals of O 2					
2p _x	0.03	-0.03	0.23	0.02	0.25
2s 2p _y	0.04	-0.03	0.04	-0.00	0.05
2p _z	0.13	0.00	0.07	-0.01	0.19
D ecom position of Z_{Ba}^2 from orbitals of Ba					
W F	RS	LP	COV	NC	Tot
5p _x	-1.93	0.07	-0.03	-0.00	-1.89
5p _y ; 5p _z	-1.94	0.07	-0.00	-0.00	-1.87