

Even-odd effects in finite Heisenberg spin chains

Paolo Politi¹ and Maria Gloria Pini^{1,y}

¹Istituto dei Sistemi Complessi, Consiglio Nazionale delle Ricerche,
Via Madonna del Piano 10, 50019 Sesto Fiorentino, Italy

(Dated: February 21, 2024)

Magnetic superlattices and nanowires may be described as Heisenberg spin chains of finite length N , where N is the number of magnetic units (ions or atoms, respectively). We study antiferromagnetically coupled spins which are also coupled to an external field H (superlattices) or to a ferromagnetic substrate (nanowires). The model is analyzed through a two-dimensional map which allows fast and reliable numerical calculations. Both open and closed chains have different properties for even and odd N (parity effect). Open chains with odd N are known [S. Lounis et al., Phys. Rev. Lett. 101, 107204 (2008)] to have a ferrimagnetic state for small N and a noncollinear state for large N . In the present paper, the transition length N_c is found analytically. Finally, we show that closed chains arrange themselves in the uniform bulk spin- 0 state for even N and in nonuniform states for odd N .

PACS numbers: 75.75.+a, 75.30.Kz, 75.10.Hk, 05.45.-a

Antiferromagnetic (AF) chains of Heisenberg spins, when subjected to an external magnetic field (and possibly to a uniaxial anisotropy), are known to arrange themselves in a spin- 0 (SF) state where neighboring spins are almost antiparallel and orthogonal to the field¹. However, such a result is valid, strictly speaking, only in the thermodynamic limit. For a finite chain, boundary conditions and finite size effects are expected to induce modifications on the bulk spin- 0 configuration, determining a non uniform canting along the chain.

A one-dimensional (1D) classical planar model of a Heisenberg uniaxial antiferromagnet,

$$H_{AF} = \sum_{i=1}^{N-1} H_E \cos(\varphi_i - \varphi_{i+1}) + \sum_{i=1}^N (H_A \cos^2 \varphi_i + 2H \cos \varphi_i); \quad (1)$$

was introduced forty years ago² to study a semi-infinite AF chain ($N \rightarrow \infty$). In Eq. (1), H_E denotes the exchange field, H_A the anisotropy field, and φ_i is the angle that the magnetization of the i -th ferromagnetic layer forms with the direction of the external field, H (spins are assumed to be planar). The bulk SF phase appears for $H > \sqrt{2H_E H_A + H_A^2}$ ($H > 0$ for zero anisotropy H_A).

At that time, the reference experimental systems were bulk systems like MnF_2 or MnO , with magnetic ions on special crystallographic planes interacting ferromagnetically (FM) and ions between planes interacting AF. With the spreading of epitaxially grown systems, the model was used a lot^{3,4,5,6,7,8} to study superlattices made of N ferromagnetic layers which are antiferromagnetically coupled. Some important theoretical results were found: (i) For semi-infinite systems, the surface SF state (a phase predicted to anticipate the bulk SF state when increasing the field) does not exist⁵; (ii) For finite systems, there are important differences between structures with even and odd N ^{3,4,6,7}.

Recently, the model of a finite 1D quantum Heisenberg antiferromagnet

$$H_q = \sum_{i=1}^{N-1} J_1 \mathbf{S}_i \cdot \mathbf{S}_{i+1} \quad (2)$$

has gained new interest since it has been used to describe an AF nanowire deposited on a thin insulating layer⁹. Paradigmatic examples of such a system are linear chains of 1 to 10 Mn atoms epitaxially on a CuN substrate⁹. From the analysis of spin excitations of coupled atomic spins in the dimer and in the trimer ($N = 2, 3$), the Mn-Mn exchange interaction was found⁹ to be antiferromagnetic ($J_1 = -62$ meV) and the spin value to be $S = 5/2$, identical to the spin of a free Mn atom. Using these parameters in Eq. (2), the magnetic behavior of longer wires could successfully be fitted⁹.

When such AF Mn nanowires are deposited on a ferromagnetic layer, like Ni(001), an interesting frustration phenomenon occurs, since the exchange coupling between an adsorbed Mn spin and the magnetic moment of an underlying Ni atom of the substrate is ferromagnetic^{10,11}, $J_2 > 0$, and thus competes¹² with the Mn-Mn antiferromagnetic exchange, $J_1 < 0$. Therefore, in a classical spin approximation, one is led to consider the model¹¹

$$H_N = \sum_{i=1}^{N-1} J_1 \mathbf{S}_i \cdot \mathbf{S}_{i+1} + \sum_{i=1}^N J_2 \mathbf{S}_i \cdot \mathbf{S}_i; \quad (3)$$

where φ_i denotes the angle that the i -th spin of the AF nanowire forms with respect to the magnetization of the ferromagnetic substrate. Since the coupling J_2 is localized on the i -th site, it is apparent that it plays the same role as the magnetic field $2H$ in Eq. (1), while J_1 has to be identified with H_E , and H_A (the uniaxial anisotropy) is zero. Therefore, when N is finite and open boundary conditions are assumed, the existence of different ground states for odd versus even N is a well-known result^{3,7}. Different ground states also reflect on different behaviors for the spin wave excitations^{4,6}.

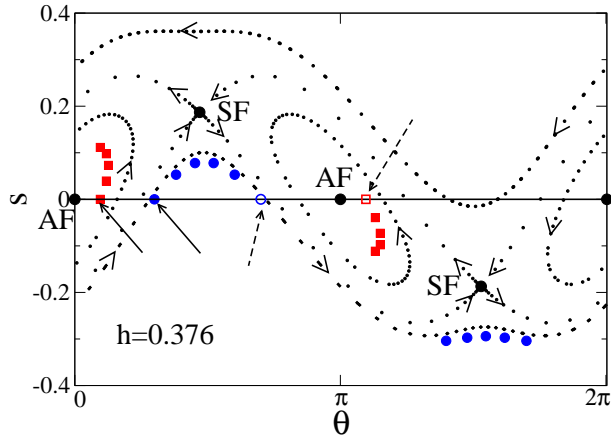


FIG. 1: (color online) Phase portrait for mapping (4). Full red squares and blue circles correspond to equilibrium configurations for open chains with $N = 9$ and $N = 10$, respectively. Full arrows point to the values s_1 for the first atom of the chains. Dashed arrows point to the values s_{N+1} (denoted by open symbols) for the fictitious $(N + 1)$ -th atom. Arrows allow one to follow the evolution of the map, whose hyperbolic and elliptic fixed points of order two, respectively denoted by SF and AF, correspond to uniform states.

In a recent Letter¹¹ S. Lounis et al., using both ab initio results and solutions to the classical Heisenberg model (3), concluded that the ground state of finite AF nanowires deposited on ferromagnets depends on the parity of the number N of atoms. They also found that, while even chains always have a noncollinear (NC) ground state, for odd N a transition from a collinear ferrimagnetic (FI) to a NC configuration occurs when the chain length N exceeds a critical value N_c . For example, using an iterative numerical scheme in order to minimize Eq. (3), the transition length was estimated¹¹ to be 9 atoms for Mn chains on Ni(001).

Here we show that the classical Heisenberg model (3) can be investigated with great numerical and analytical profit in terms of a two-dimensional (2D) map method^{5,6,7,13,14,15,16}. Such an approach allows a fast and exact determination of the ground state configuration of finite chains and to find an analytical expression for the transition length for odd open chains.

By the map method, we also study model (3) in the case of periodic boundary conditions. For such "closed" chains, we find a new even-odd effect: even chains have spins arranged in the spin-op state, like in finite chains, while odd chains arrange themselves in noncollinear states.

In order to find the equilibrium configurations of the classical Heisenberg model (3) by the 2D map method, we introduce¹⁵ the variable $s_n = \sin(\theta_n - \theta_{n-1})$. Denoting by $h = J_2/J_1$ the ratio between competing exchange interactions, minimization of (3) gives¹⁷

$$s_{n+1} = s_n - h \sin \theta_n; \quad \theta_{n+1} = \theta_n + \sin^{-1}(s_{n+1}): \quad (4)$$

These equations define an iterative 2D map¹⁸, i.e.

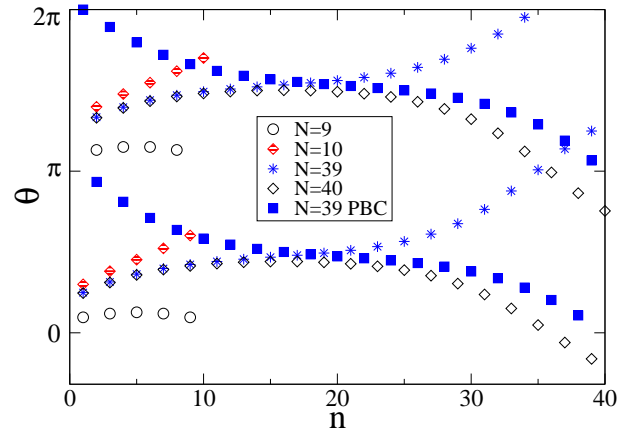


FIG. 2: (color online) Equilibrium configurations s_1 vs n calculated by the 2D map method for open chains with $N = 9; 10; 39; 40$, and for a closed chain (PBC) with $N = 39$.

point $(\theta_1; s_1)$ in the phase space is mapped to a point $(\theta_2; s_2)$. The fixed points of order two ($s_{n+2} = s_n$ and $\theta_{n+2} = \theta_n$) correspond to the collinear AF configuration $((0; 0) \leftrightarrow (\pi; 0))$ and to the bulk SF state $((\pi/2; \sin 2) \leftrightarrow (3\pi/2; -\sin 2))$, with $\cos \theta = h/4$. In Fig. 1 we plot the fixed points and the evolution of the map for different initial conditions and $h = 0.376$ (it is the special value considered in Ref. 11 as representative of AF Mn nanowires on Ni(001)).

Boundary conditions for open chains of N atoms are taken into account^{5,16} by introducing a fictitious $(N + 1)$ -th atom and imposing $s_1 = 0 = s_{N+1}$. The determination of the ground state therefore corresponds to finding the value s_1 such that, iterating the map N times from the point $P_1 = (\theta_1; 0)$, we get a point $P_{N+1} = (\theta_{N+1}; 0)$, with both P_1 and P_{N+1} located on the horizontal axis, $s = 0$. The N values $s_1; \dots; s_N$ then give the sought-after equilibrium configuration. In Fig. 1 we also plot the first N steps of the map evolution giving the ground states for $N = 9$ (red solid squares) and $N = 10$ (blue solid circles). Different behaviors for even and odd N can be inferred from the different location of their trajectories in the phase portrait. The configurations are explicitly shown in Fig. 2.

The existence of a minimum length to get a non-collinear configuration for odd N is clear from Fig. 3, where we plot s_{N+1} as a function of s_1 , assuming $s_1 = 0$. For odd $N < 9$, the only zeros are the AF fixed points, corresponding to a collinear ferrimagnetic (FI) configuration, but for $N = 9$, ds_{N+1}/ds_1 changes sign at $s_1 = 0$, and an additional solution appears: the non-collinear (NC) configuration. For even N , non-trivial solutions exist already for $N = 2$ (dashed line). The Inset of Fig. 3 shows that for large N the function $s_{N+1}(s_1)$ is strongly oscillating with several zeros $s_1^{(k)}$. In order to determine the ground state, the energies of all the NC configurations with $s_1 = s_1^{(k)}$ must be compared.

We are now going to show that, by linearizing the map

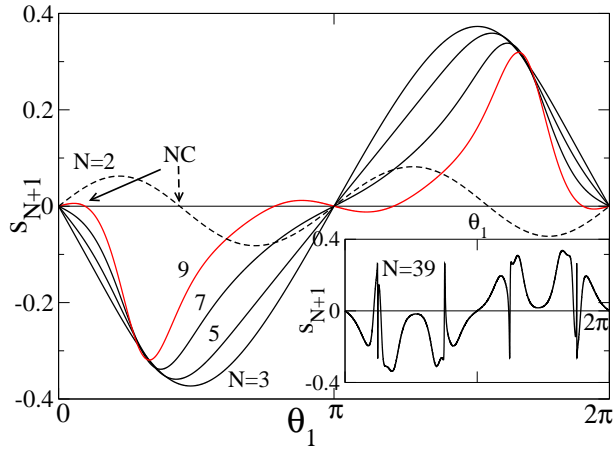


FIG. 3: (color online) We plot $s_{N+1}(1)$, assuming $s_1 = 0$, for different, small values of N (main figure) and for $N = 39$ (inset). The arrows point to the equilibrium values θ_1 for the first atom of the $N = 9$ chain (red full line, full arrow) and of the $N = 2$ chain (dashed line, dashed arrow).

nearby the fixed points, it is indeed possible to determine the exact analytical condition for the rising of the NC state in the case of an open chain with odd N . If we start from a point $P_1 = (s_1; \theta_1)$ close to the fixed point $(0; 0)$, iterated points on the map are oscillating between the AF fixed points: more precisely, even P_{2k} are close to $(\pi; 0)$ and odd P_{2k+1} are close to $(0; 0)$. So, if we write

$$\theta_{2k} = \theta_1 + 2k\pi \quad (5)$$

$$s_{2k+1} = s_1 + 2k\pi \quad (6)$$

the quantities θ_n are small for any n , as s_n are. Now, we can linearize the map in the two cases $P_{2k+1} \rightarrow P_{2k}$ and $P_{2k} \rightarrow P_{2k+1}$. If we write

$$\begin{pmatrix} \theta_{2k} \\ s_{2k} \end{pmatrix} = A_1 \begin{pmatrix} \theta_{2k-1} \\ s_{2k-1} \end{pmatrix} \quad \text{and} \quad \begin{pmatrix} \theta_{2k+1} \\ s_{2k+1} \end{pmatrix} = A_2 \begin{pmatrix} \theta_{2k} \\ s_{2k} \end{pmatrix}$$

we get the matrices

$$A_1 = \begin{pmatrix} 1+h & 1 \\ h & 1 \end{pmatrix} \quad \text{and} \quad A_2 = \begin{pmatrix} 1 & h \\ h & 1 \end{pmatrix} :$$

So, if $N = 2N_0 + 1$ is an odd integer, we have

$$\begin{pmatrix} \theta_{N+1} \\ s_{N+1} \end{pmatrix} = A_1 (A_2 A_1)^{N_0} \begin{pmatrix} \theta_1 \\ s_1 \end{pmatrix} = T \begin{pmatrix} \theta_1 \\ s_1 \end{pmatrix} :$$

Since $s_{N+1} = T_{21}\theta_1 + T_{22}s_1$, if we start with $s_1 = 0$, the condition $ds_{N+1}/d\theta_1 = ds_{N+1}/ds_1 = 0$ reads $T_{21} = 0$. Let us now implement this condition, firstly determining eigenvalues λ_i and eigenvectors v_i of the matrix

$$A = A_2 A_1 = \begin{pmatrix} 1+h & h^2 & h & 2 \\ h^2 & 1 & h & \end{pmatrix} :$$

It is easily found that

$$\lambda_{1,2} = \frac{1}{2} (2 \pm h^2 \pm i h \sqrt{4 - h^2}) \quad (7)$$

$$v_j = \begin{pmatrix} \frac{j+h-1}{h^2} \\ 1 \end{pmatrix} \quad v_{1,j} = \begin{pmatrix} 1 \\ 1 \end{pmatrix} \quad j = 1, 2: \quad (8)$$

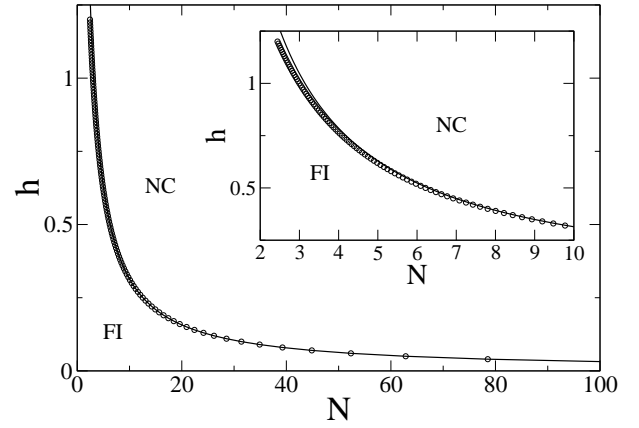


FIG. 4: Main: analytical results of the phase diagram for odd- N open chains, Eqs. (11-12). FI and NC denote Ferromagnetic and Noncollinear states. The full line is the curve $h_c = 2N$ which is a very good approximation, even for small N (Inset).

If U is the (2×2) matrix with $v_{1,2}$ as column vectors and A_D is the diagonal matrix with elements $\lambda_{1,2}$, it is straightforward to write $T = A_1 U A_D^{N_0} U^{-1}$. Finally, the condition $T_{21} = 0$ gives

$$h (v_{11} \lambda_1^{N_0} - v_{12} \lambda_2^{N_0}) = \lambda_1^{N_0} - \lambda_2^{N_0}; \quad (9)$$

which simplifies to

$$\frac{1}{2} \lambda_1^{N_0} = \frac{2}{1} \frac{1}{\lambda_1}; \quad (10)$$

Therefore, the transition length is equal to $N_c = 2N_0 + 1$ where N_0 is the solution of the above equation. We get

$$N_c = \frac{1}{h}; \quad (11)$$

with

$$\cos' = \frac{2 - h^2}{2} \quad \sin' = \frac{h \sqrt{4 - h^2}}{2}; \quad (12)$$

The curve is plotted as circles in Fig. 4 along with the asymptotic form $N_c = 1/h$ (full line) which appears to be a very good approximation even for small N (see the Inset).

We now turn to closed chains, which imply periodic boundary conditions (PBC). If spins represent magnetic layers, these boundary conditions are not physical, but for nanowires deposited on a substrate they are physical and correspond to nanorings. In terms of the 2D mapping, PBC imply $P_{N+1} = P_1$, i.e. $\theta_{N+1} = \theta_1$ and $s_{N+1} = s_1$. Therefore, trajectories are fixed points of order N . It is easy to realize that the ground state for even N is the bulk spin-op state: $\theta_{2k} = \pi$ and $\theta_{2k+1} = 0$, with $\cos = h/4$. In fact, if $\theta_1, \dots, \theta_N$ were a different configuration with a lower energy, we might replicate it indefinitely for an infinite chain and get a configuration

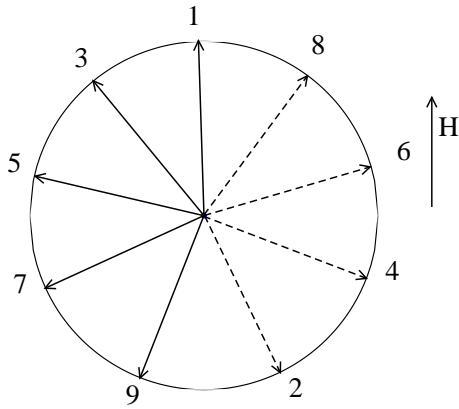


FIG. 5: Graphical representation of the ground state for a closed chain with $N = 9$. Full and dashed arrows represent spin orientations on odd and even sites, respectively. $\phi_1 = 0$ and for every angle ϕ_{2k} there is an angle $\phi_{2j+1} = \phi_{2k}$.

with an energy lower than the bulk spin- \uparrow phase (which is the ground state).

The above argument does not apply to odd N , because the SF phase, as well as the AF phase, which are fixed points of order two, do not satisfy PBC for odd N . In this case, we have a nonuniform state. In order to find it, we should look for the points P that are iterated on themselves after N applications of the map. It appears that the configuration is symmetric with respect to the field direction, i.e. for any spin with an angle ϕ there is

a spin forming an angle $-\phi$, see Fig. 5 for $N = 9$. Therefore, for odd N , there is one spin with $\phi = 0$. PBC allow to label this spin as "number 1", so that searching the solution is now as easy as for open chains: we apply the map N times to points $(0; s_1)$ and look for the values s_1 such that $s_{N+1} = 0$ and $s_{N+1} = s_1$. Using this method, we have found the ground state for $N = 39$ (Fig. 2, full squares) and for $N = 9$ (Fig. 5).

In conclusion, we have studied model (3) which describes a chain of classical planar spins with nearest neighboring AF coupling and interacting with a (real or effective) external field h . Since the anisotropy is zero, the infinite system is in the bulk SF phase for any nonvanishing h . Extrema of the energy correspond to trajectories of the 2D mapping (4) with appropriate boundary conditions: $s_1 = s_{N+1} = 0$ for open chains and $s_{N+1} = -s_1; s_{N+1} = s_1$ for closed chains.

This method allows a fast and exact determination of the ground states for any N (Fig. 2). It also allows to find analytically the transition length N_c for open odd chains from the FI to the NC state (Fig. 4). This transition corresponds to a change in sign of the derivative $ds_{N+1}/d\phi_1$ at $\phi_1 = 0$ (Fig. 3). Parity effects are present for open and closed chains.

With increasing the field h , the 2D map starts developing a chaotic behavior^{8,19}. Studying this regime with reference to nanowires would be an interesting subject for future work.

Electronic address: paolo.politi@isc.cnr.it

⁹ Electronic address: mariagabriapini@isc.cnr.it

¹ L. Néel, Ann. Phys. (Paris) 5, 232 (1936).

² D. L. Mills, Phys. Rev. Lett. 20, 18 (1968).

³ R. W. Wang, D. L. Mills, E. E. Fullerton, J. E. Mattson, and S. D. Bader, Phys. Rev. Lett. 72, 920 (1994).

⁴ R. W. Wang and D. L. Mills, Phys. Rev. B 50, 3931 (1994).

⁵ L. Trallori, P. Politi, A. Rettori, M. G. Pini, and J. Villain, Phys. Rev. Lett. 72, 1925 (1994).

⁶ L. Trallori, P. Politi, A. Rettori, M. G. Pini, and J. Villain, J. Appl. Phys. 76, 6555 (1994).

⁷ L. Trallori, M. G. Pini, A. Rettori, M. Maccio, and P. Politi, Int. J. Mod. Phys. B 10, 1935 (1996).

⁸ U. K. Rossler and A. N. Bogdanov, Phys. Rev. B 69, 094405 (2004).

⁹ C. F. Hirjibehedin, C. P. Lutz, and A. J. Heinrich, Science 312, 1021 (2006).

¹⁰ S. Lounis, Ph. Mavropoulos, P. H. Dederichs, and S. Blügel, Phys. Rev. B 72, 224437 (2005).

¹¹ S. Lounis, P. H. Dederichs, and S. Blügel, Phys. Rev. Lett. 101, 107204 (2008).

¹² Notice that frustration occurs also in the case of antiferromagnetic exchange coupling between an atom of the AF wire and a magnetic moment of the ferromagnetic substrate, as is the case of AF C wires deposited on Ni(001)¹⁰.

¹³ S. Aubry, in Solitons and Condensed Matter Physics, edited by A. R. Bishop and T. Schneider (Springer, 1979).

¹⁴ P. Bak, Phys. Rev. Lett. 46, 791 (1981).

¹⁵ P. I. Belorov et al., Zh. Eksp. Teor. Fiz. 87, 310 (1984) [Sov. Phys. JETP 60, 180 (1984)].

¹⁶ R. Pandit and M. Wortis, Phys. Rev. B 25, 3226 (1982).

¹⁷ The function \sin^{-1} is a two-values function. The correct value¹⁵ is within $-\pi/2$ and $\pi/2$.

¹⁸ E. Ott, Chaos in Dynamical Systems (Cambridge University Press, 2002).

¹⁹ L. Trallori, P. Politi, A. Rettori, M. G. Pini, and J. Villain, J. Phys.: Cond. Matt. 7, L451 (1995).