

Free-fall expansion of finite-temperature Bose-Einstein condensed gas in the non Thomas-Fermi regime

M. Zawada¹, R. Abdoul¹, J. Chwedenczuk,² R. Gartman¹,
J. Szczepkowski,³ L. Tracewski,⁴ M. Wiłkowski,⁵ W. Gawlik⁶

¹Institute of Physics, Nicolaus Copernicus University, Gdudziadzka 5, 87-100 Toruń, Poland,

²Institute for Theoretical Physics, Warsaw University, Hoza 69, 00-681 Warsaw, Poland,

³Institute of Physics, Pomeranian Academy, Ariszewskiego 22b, 76-200, Słupsk, Poland,

⁴Institute of Experimental Physics, University of Wrocław, Plac Maksima Borna 9, 50-204 Wrocław, Poland,

⁵Institute of Physics, University of Opole, Oleska 48, 45-052 Opole, Poland,

⁶Institute of Physics, Jagiellonian University, Reymonta 4, 30-057 Kraków, Poland.

E-mail: zawada@fizyka.umk.pl

Abstract.

We report on our study of the free-fall expansion of a finite-temperature Bose-Einstein condensed cloud of ^{87}Rb . The experiments are performed with a variable total number of atoms while keeping constant the number of atoms in the condensate. The results provide evidence that the BEC dynamics depends on the interaction with thermal fraction. In particular, they provide experimental evidence that thermal cloud compresses the condensate.

PACS numbers: 03.75.Hh, 03.75.Kk

Submitted to: J. Phys. B: At. Mol. Phys.

Anisotropic expansion of a condensate after its release from a trap is a well known feature of the Bose-Einstein condensed state [1, 2] and is also observed in non-condensed Bose gases [3, 4] and in degenerate Fermi gases [5, 6]. At low but finite temperatures, after switching off the trap potential, free expansion of a diluted Bose-Einstein condensed gas results in spatial separation of the thermal and condensed phases [7]. This behavior allows identification of the condensed and thermal fractions through absorption imaging.

So far, most of the experimental work on the condensed gases was concentrated on samples with large number of atoms at very low temperatures, in the so-called Thomas-Fermi (TF) regime. The number of atoms in the condensed fraction in temperatures close to T_c is usually small, hence the internal energy of the condensate fraction is

also small compared to its kinetic energy. On the other hand, in the TF regime, i.e. for condensates with large number of atoms in temperatures much lower than T_c , the internal energy is large compared to the kinetic one. The condensate dynamics depends on the number of condensed atoms: the TF condensates behave hydrodynamically [8] but for smaller number of condensed atoms, the effective potential formed from the intrinsic self-interaction due to ground-state collisions vanishes and the TF approach ceases to be a good approximation of the BEC [9]. Consequently, the condensate dynamics can depart from the familiar hydrodynamic behaviour of TF condensates.

The need for determination and interpretation of this modified dynamics justifies considerable interest in the region of higher temperatures, less than, but comparable to T_c . Various properties of finite-temperature Bose-Einstein condensates and density distributions of their thermal and condensed parts were studied by several groups both theoretically [10, 11, 12, 13, 14, 15] and experimentally. The experiments on the BEC dynamics were largely devoted to spectroscopy of collective oscillation modes of the condensate described in references [16, 17, 18] which demonstrated that the mutual interaction of the condensate and noncondensate components affects the dynamics of the condensate. In other experiments, Busch et al. [19] reported observation of repulsion of non-condensed gas from the condensate and Gerbier et al. [20] studied the thermodynamics of an interacting trapped Bose-Einstein gas below T_c . With an assumption that the condensate is in the TF regime, they showed a temperature dependent deviation from the predicted expansion.

In this report we focus on getting further insight into interaction between the thermal and condensate fractions of the condensate which is not in the TF regime. In the first part of our paper we study a pure but small BEC while in the second part we focus on a mixture of a BEC with thermal fraction. Both cases are studied in a free expansion of an atomic sample released from a trap. In the first case with a pure condensate the departure from the TF predictions is caused by an intrinsic kinetic energy of a small sample, but in the second case it also reflects interaction of an expanding Bose-Einstein condensed cloud with thermal atoms. Our measurements show that the behavior of the condensate part depends on both the number of condensed atoms, N_0 , and on its interactions with thermal component. Thus, to study the effect of BEC interaction with thermal cloud, the BEC atom number needs to be kept constant when varying the $N_0=N$ ratio (N being the total atom number). These measurements confirm that the BEC dynamics strongly depends on interaction with thermal fraction and provide clear evidence of the compression effect.

Our experimental setup uses magnetic trap with longitudinal and axial frequencies, $\nu_z/2\pi = 12.0(7) - 0.38$ Hz and $\nu_r/2\pi = 13(7.4) - 5.8$ Hz, respectively. We create BEC of up to 300 000 ^{87}Rb atoms in the $|F' = 2; m_F = 2\rangle$ hfs component of their ground state. This sample is analyzed by absorptive imaging with the imaging beam resonant with the $|F' = 2; m_F = 2\rangle - |F' = 3; m_F = 3\rangle$ hfs component of the ^{87}Rb D2 line. More experimental details can be found in Ref. [21].

All pictures are taken after releasing atoms from the MT with a delay which can be

varied between 2 and 30 ms in our setup. The images of a finite-temperature condensates reveal two fractions, the BEC and the thermal fraction. Their accurate identification is essential for proper analysis of the experimental results [22]. Our method of such identification will be described elsewhere [23].

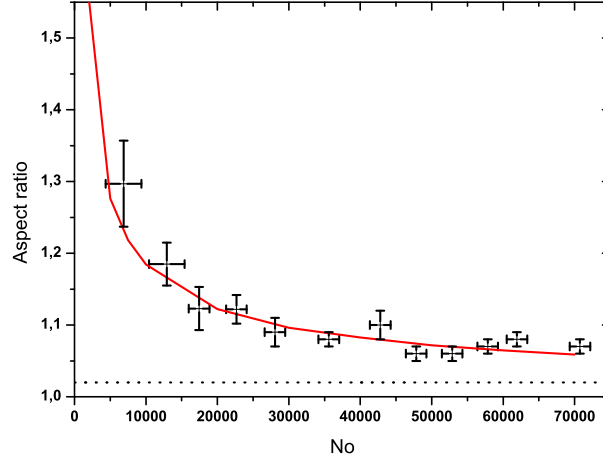


Figure 1. Aspect ratio of a pure BEC as a function of the number of condensed atoms, N_0 . The measurements are performed after 15 ms of the condensate free expansion after its releasing from the trap. The solid (red) line shows the numerical prediction of the 3D Gross-Pitaevskii equation for a pure BEC. The dotted line is the BEC AR predicted by the Castin-Dum equation [8], valid for the TF regime.

We start by checking the applicability of the TF approximation and analyzing the AR (N_0) dependence with a pure condensate. In case of pure BEC released from the trap, its AR measurements give information about the ratio between the kinetic and mean-field energies of the condensate. Such measurements were performed after 15 ms of free expansion and their results are depicted in Fig. 1. The dotted line marks the AR value obtained by solving the Castin-Dum equations [8], valid for the TF regime. During free fall, the shape of our condensate changes from a cigar-shaped distribution to an oblate distribution. After 15 ms expansion, the aspect ratio becomes about 1 but then grows with the expansion time, as can be seen in Fig. 2. The measurements prove that TF approximation is not applicable to our BEC, the discrepancy being caused by intrinsic kinetic energy of a small BEC. We model thus its dynamics by numerically solving of the 3D Gross-Pitaevskii equation using a split-step method which yields the solid line in Fig. 1. As seen, for decreasing number of atoms N_0 , our experimental results deviate more and more from the TF model predictions, whereas the 3D GP model describes our observations very well.

After testing the TF approximation, we present the measurement results for thermal condensates, i.e. for BECs in the presence of thermal fractions. Our imaging technique

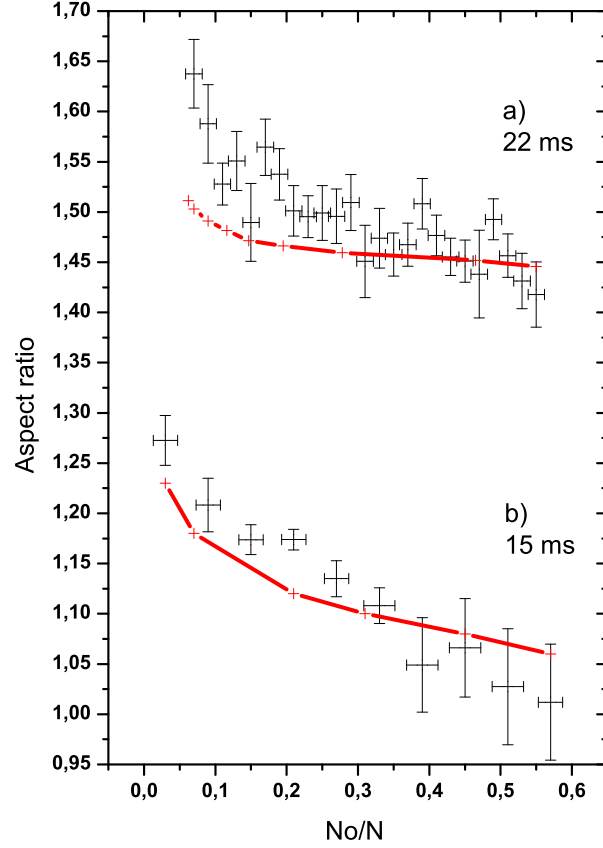


Figure 2. Aspect ratio of a finite-temperature BEC vs. condensate fraction, N_0/N . The AR measurements are made after a) 22 ms and b) 15 ms of free expansion. Solid (red) lines show the numerical predictions for pure BEC behavior, based on the 3D Gross-Pitaevskii equation as a function of N_0 .

limits the study to the condensate fractions up to $N_0/N = 0.6$. For these measurements, the finite-temperature BEC was released from the trap and the AR measurements were performed after two different times of free expansion, 22 ms and 15 ms. Fig. 2 depicts the AR dependence on the condensate fraction N_0/N along with the numerically simulated AR (solid line) as a function of N_0 , i.e. ignoring the thermal fraction [24].

There is a noticeable difference between the numerical predictions ignoring the thermal fraction (solid line in Fig. 2) and the measurement results, especially for the range of small condensate fractions (big thermal fractions). This deviation is more significant for the longer free fall time (22 ms) which illustrates importance of the interaction between the condensate and thermal cloud.

Below we present results of the AR measurement with thermal condensates but in contrast to the measurements depicted in Fig. 2, we fix the number of atoms in

the condensate phase (N_0). The values of N_0 are chosen to be high enough that the condensate AR does not change with the small variations of N_0 (see Fig. 1).

The aspect ratio measurements are made after 22 ms of the free expansion. Fig. 3 depicts the AR dependence on the condensate fraction ($N_0=N$) with $N_0=\text{const}$, so that AR is analyzed as a function of the number of the thermal atoms only. Squares, circles, and triangles correspond to three sets of measurements, with $N_0=75000$, 85000 and 95000 atoms, respectively. Solid lines are shown to guide the eye. Dotted and dashed lines show the numerical prediction for pure BEC behavior, based on the 3D Gross-Pitaevskii equation solved with a split-step method.

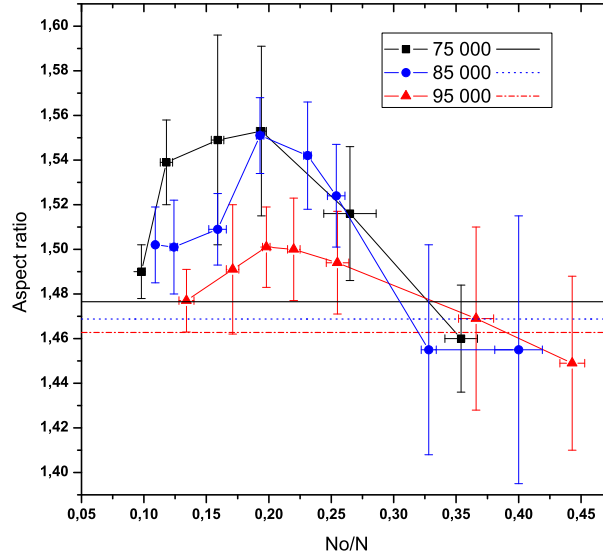


Figure 3. Aspect ratio of a finite-temperature BEC with constant N_0 vs. the condensate fraction, $N_0=N$, measured after 22 ms of free expansion. Squares (black), circles (blue) and triangles (red) correspond to three sets of measurements, with $N_0=75000$, 85000 and 95000 atoms, respectively. Solid lines are shown to guide the eye. Horizontal lines depict the numerical 3D GP predictions for pure BECs.

The deviation from the GP predictions, seen already in Fig. 2, reflects a mutual interaction of the condensate and noncondensate components. The effect becomes even more pronounced in the condensate size. Fig. 4 depicts the condensate radii plotted as a function of the condensate fraction for the same three sets of the N_0 values as in Fig. 3. These results clearly prove that thermal cloud compresses the BEC. At equilibrium, the shell of thermal atoms surrounding the condensate in a trap exerts a force toward the trap center, thereby compressing it. In the free fall this compression results in a faster expansion in all directions, which is well evidenced in Fig. 4. The anisotropy of the expansion in the axial and radial directions explains the non-monotonic behavior of the aspect ratio depicted in Fig. 3.

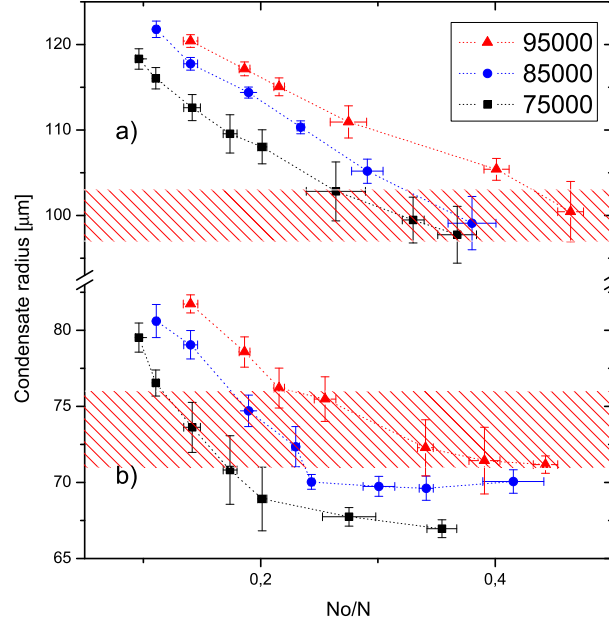


Figure 4. The radial (a) and axial (b) radii of the condensate vs. the condensate fraction ($N_0=N$). The number of atoms in the condensate phase (N_0) remains constant in the experiment. Squares (black), circles (blue) and triangles (red) correspond to three sets of measurements, with $N_0=75000$, 85000 and 95000 atoms, respectively. Dotted lines are shown to guide the eye. Dashed horizontal bands represent radii of a pure BEC with $N_0=95000$ atoms.

It is interesting to compare these radii with those of a pure BEC. For this sake, we depict with dashed bands (the band widths represent the measurement uncertainties) the axial and radial radii of a pure condensate of $N_0=95000$ atoms, measured in the same conditions. The corresponding TF radii for $N_0=95000$ and expansion time of 22 ms are $65\text{ }\mu\text{m}$ (radial) and $47\text{ }\mu\text{m}$ (axial), i.e. below the measured values which is to be attributed to the departure of our condensate from the TF regime. It would be interesting to extend these measurements for systematic studies of the energy transfer between thermal and condensed atoms.

In conclusion, we have observed that the dynamics of the finite temperature condensates depends on the number of condensed atoms, N_0 , and on the ratio between N_0 and total number of atoms, $N_0=N$, which reflects effects of the interaction of BEC with non-condensed thermal atoms. The main result of this work is the clear experimental evidence that the thermal cloud compresses BEC.

Acknowledgments

This work has been performed in KLFAMO, the National Laboratory of AMO Physics in Toruń and supported by the Polish Ministry of Science. The authors are grateful to M. Gajda, M. Brewczyk, K. Gawryluk and J. Zachorowski for numerous discussions. J.S. acknowledges also partial support of the Pomeranian University (projects numbers BW /8/1230/08 and BW /8/1295/08).

References

- [1] M.H. Anderson, J.R. Ensher, M.R. Matthews, C.E. Wieman, and E.A. Cornell, "Observation of Bose-Einstein Condensation in a Dilute Atomic Vapor," *Science* 269, 198 (1995).
- [2] K.B. Davis, M.-O. Mewes, M.R. Andrews, N.J. van Druten, D.S. Durfee, D.M. Kum, and W. Ketterle, "Bose-Einstein Condensation in a Gas of Sodium Atoms," *Phys. Rev. Lett.* 75, 3969 (1995).
- [3] I. Shvachuk, Ch. Buggle, D.S. Petrov, K. Dieckmann, M. Zielonkowski, M. Kemmann, T.G. Tiecke, W. von Klitzing, G.V. Shlyapnikov, and J.T.M. Walraven, "Bose-Einstein Condensation into Nonequilibrium States Studied by Condensate Focusing," *Phys. Rev. Lett.* 89, 270404 (2002).
- [4] F. Gerbier, J.H. Thywissen, S. Richard, M. Hugbart, P. Bouyer, and A. Aspect, "Critical Temperature of a Trapped, Weakly Interacting Bose Gas," *Phys. Rev. A*, 92, 030405 (2004).
- [5] K.M. O'Hara, S.L. Hemmer, M.E. Gehm, S.R. Granade, J.E. Thomas, "Observation of a Strongly Interacting Degenerate Fermi Gas of Atoms," *Science* 298, 2179 (2002).
- [6] T. Bourdel, J. Cubizolles, L. Khaykovich, K.M.F. Magalhães, S.J.J.M.F. Kokkeimans, G.V. Shlyapnikov, and C. Salomon, "Measurement of the Interaction Energy near a Feshbach Resonance in a ^6Li Fermi Gas," *Phys. Rev. Lett.* 91, 020402 (2003).
- [7] F. Dalfovo, S. Giorgini, L.P. Pitaevskii, and S. Stringari, "Theory of Bose-Einstein condensation in trapped gases," *Rev. Mod. Phys.* 71, 463 (1999).
- [8] Y. Castin and R. Dum, "Bose-Einstein Condensates in Time Dependent Traps," *Phys. Rev. Lett.* 77, 5315 (1996).
- [9] M. Holland and J. Cooper, "Expansion of a Bose-Einstein condensate in a harmonic potential," *Phys. Rev. A* 53, R1954 (1996).
- [10] S. Giorgini, L.P. Pitaevskii, and S. Stringari, "Thermodynamics of a Trapped Bose-condensed Gas," *J. Low Temp. Phys.* 109, 309 (1997).
- [11] D.A.W. Hutchinson, E. Zaremba, and A. Griffin, "Finite Temperature Excitations of a Trapped Bose Gas," *Phys. Rev. Lett.* 78, 1842
- [12] R. Walser, J. Cooper, and M. Holland, "Reversible and irreversible evolution of a condensed bosonic gas," *Phys. Rev. A* 63, 013607 (2000)
- [13] R. Bach, M. Brewczyk, and K. Rzązewski, "Finite temperature oscillations of a Bose-Einstein condensate in a two-gas model," *J. Phys. B: At. Mol. Opt. Phys.* 34, 3575 (2001).
- [14] S.G. Bhongale, R. Walser, and M.J. Holland, "Memory effects and conservation laws in the quantum kinetic evolution of a dilute Bose gas," *Phys. Rev. A* 66, 043618 (2002)
- [15] B. Jackson and E. Zaremba, "Modeling Bose-Einstein condensed gases at finite temperatures with N-body simulations," *Phys. Rev. A* 66, 033606 (2002)
- [16] D.S. Jin, M.R. Matthews, J.R. Ensher, C.E. Wieman, and E.A. Cornell, "Temperature-Dependent Damping and Frequency Shifts in Collective Excitations of a Dilute Bose-Einstein Condensate," *Phys Rev Lett.* 78, 764 (1997).
- [17] D.M. Stamper-Kurn, H.-J. Miesner, S. Inouye, M.R. Andrews, and W. Ketterle, "Collisionless and Hydrodynamic Excitations of a Bose-Einstein Condensate," *Phys. Rev. Lett.* 81, 500 (1998).
- [18] O. M. Arago, G. Hechenblaikner, E. Hodby, and C. Foot, "Temperature Dependence of Damping

- and Frequency Shifts of the Scissors Mode of a Trapped Bose-Einstein Condensate," *Phys. Rev. Lett.* **86**, 3938 (2001).
- [19] B.D. Busch, C. Lu, Z. Dutton, C.H. Behroozi, and L.V. Hau, *Europhys. Lett.*, **51**, 485 (2000).
- [20] F. Gerbier, J.H. Thywissen, S. Richard, M. Hugbart, P. Bouyer, and A. Aspect, "Experimental study of the thermodynamics of an interacting trapped Bose-Einstein condensed gas," *Phys. Rev. A*, **70**, 013607 (2004).
- [21] F. Bylicki, W. Gawlik, W. Jastrzebski, A. Noga, J. Szczepkowski, M. Witkowski, J. Zachorowski, and M. Zawada, "Studies of the hydrodynamic properties of Bose-Einstein condensate of ^{87}Rb atoms in a magnetic trap," *Acta Phys. Pol. A*, **113**, 691 (2008).
- [22] W. Ketterle, D.S. Durfee, and D.M. Stamper-Kum, *Proceedings of the International School of Physics "Enrico Fermi"*, Course CXL, edited by M. Inguscio, S. Stringari and C.E. Wieman (IOS Press, Amsterdam, 1999) pp. 67-176.
- [23] J. Szczepkowski, R. Gartman, M. Witkowski, L. Tracewski, M. Zawada, and W. Gawlik, "Method for analysis and calibration of absorptive images of Bose-Einstein condensate at non-zero temperatures", to be published.
- [24] For a given fraction $N_0=N$, N_0 itself varies, so in the numerical simulation we used an average value of N_0 for each value of $N_0=N$ fraction.