

## Spin-triplet f-wave pairing due to three-site cyclic-exchange ferromagnetic interactions

S. Nishimoto

Leibniz-Institut für Festkörper- und Werkstofforschung Dresden, D-01171 Dresden, Germany

Y. Ohta

Department of Physics, Chiba University, Chiba 263-8522, Japan

(dated: February 20, 2024)

Ferromagnetism and superconductivity in a two-dimensional triangular-lattice Hubbard model are studied using the density-matrix renormalization group method. We propose a mechanism of the f-wave spin-triplet pairing derived from the three-site cyclic-exchange ferromagnetic interactions. We point out that a triangular network of hopping integrals, which is required for the three-site cyclic hopping processes, is contained in the (possibly) spin-triplet superconducting systems, such as Bechgaard salts  $(\text{TM T SF})_2\text{X}$ , cobalt oxide  $\text{Na}_{0.35}\text{CoO}_2 \cdot 1.3\text{H}_2\text{O}$ , and layered perovskite  $\text{Sr}_2\text{RuO}_4$ .

PACS numbers: 71.10.Fd, 74.20.-z, 74.20.Rp, 75.50.Cc

Symmetry of Cooper pairs give an invaluable information of our elucidating a superconducting mechanism. Both spin and angular momentum are good quantum numbers for describing the Cooper pairs. In the spin-triplet channel, the total spin is one and the pairing symmetry is of p- or f-wave. The long-standing quest for a new example of spin-triplet superconductivity has been pursued since the spin-triplet superfluid  $^3\text{He}$  was discovered [1]. Recently, three experimental candidates have been hand-running recognized to be likely spin-triplet superconductivity (see below). They provide an excellent chance for us to have productive insights into the nature of spin-triplet pairing, which is less understood than that of the spin-singlet pairing. Spin-triplet superconductivity is thus one of the hottest topics in the field of strongly-correlated electron systems.

From the theoretical aspect, spin-triplet Cooper pairs are considered to be formed simply by a ferromagnetic interaction [2]. The realization of such pairs in a system of electrons interacting via spin-independent Coulomb interaction, namely the Hubbard model, is still a significant challenge. The Nagaoka-Thouless [3, 4] and at-band [5] mechanisms are well known as the origin of ferromagnetism. However, both of them are unsuitable for explaining the spin-triplet superconductivity since they lead not to Cooper pairs but to saturated magnetization. Then one may turn his eyes to the three-site cyclic-exchange ferromagnetic interaction which is only the remaining mechanism in the simple Hubbard model [6]. It brings a couple of electrons to be locally ferromagnetic, so that applying the mechanism to the spin-triplet superconductivity seems to be a natural extension. In this letter, we propose a mechanism of the spin-triplet superconductivity derived from the three-site cyclic-exchange ferromagnetic interaction.

We are also highly motivated by the fact that all of the three experimental candidates contain a triangular network of hopping integrals which is required for the three-site cyclic-exchange mechanism. One of the can-

didates is Bechgaard salts  $(\text{TM T SF})_2\text{X}$  [7]. The crystal structure consists of well-separated sheets containing one-dimensional (1D)  $\text{TM T SF}$  stacks along the a-axis. The sheets are in the ab-plane and the hopping integrals along the b-axis are about 10–20% of those along the a-axis [8]. The unique structure of the hopping integrals can be regarded as an anisotropic triangular lattice. In experiment [9], it has been widely concluded that the superconducting state is of the spin-triplet pairing: the spin susceptibility, from the NMR Knight shift measurement, remains unchanged through the superconducting transition ( $T_c$ ) and the upper critical magnetic field exceeds substantially the Pauli limit in both a and b directions. Also, the enhancement of the spin-lattice relaxation ratio just below  $T_c$ , indicating the presence of line nodes in the superconducting order parameter, was found [10]. In theory [11], we seem to have reached a consensus on the spin-triplet pairing; nevertheless, the pairing symmetry is still open issue [12, 13, 14, 15, 16, 17, 18].

Another experimental candidate is cobalt oxide  $\text{Na}_{0.35}\text{CoO}_2 \cdot 1.3\text{H}_2\text{O}$ , which shows a superconducting transition at  $T_c \approx 5\text{ K}$  [19]. The conductive ab planes consist of edge-sharing  $\text{CoO}_6$  octahedra and each plane is strongly separated by  $\text{Na}^+$  ions and  $\text{H}_2\text{O}$  molecules along c axis. The Co ions form a triangular lattice, and the system may be regarded as a two-dimensional (2D) triangular lattice doped with 35% electrons. Some experiments have suggested the possibility of an unconventional superconductivity with line nodes in the gap function [20, 21, 22, 23]. In particular, spin-triplet p- or f-wave pairing state has been argued based on an invariant behavior of the ab-plane Knight shift across  $T_c$  and a  $T^3$ -dependence of  $1/T_1$  below  $T_c$  [20]. On the other hand, a suppression of Knight shift across  $T_c$  for both magnetic field parallel and perpendicular to the ab-plane suggesting a spin-singlet pairing state has also been reported [24]. It is supported by an angle-resolved photoemission study, which have observed only hole-like Fermi surface around  $\Gamma$  point [25]. As described above,

experimental decision of the pairing symmetry is still controversial. Similarly, theoretical studies are not in agreement: the  $d$ - $id$ - (or  $p$ -)wave spin-singlet pairing with a triangular-lattice  $t$ - $J$  model [26, 27, 28, 29] and the  $f$ -wave spin-triplet pairing with extended Hubbard model [30, 31, 32] have been proposed. Also, the  $p$ -wave spin-triplet has been suggested phenomenologically [33].

The third candidate is  $\text{Sr}_2\text{RuO}_4$ , which is a tetragonal, layered perovskite system of stacking  $\text{RuO}_2$ -planes. No sooner was discovered the superconducting transition at  $T_c = 1.5 \text{ K}$  [34], the possibility of spin-triplet pairing was pointed out [35]. After that, the spin-triplet pairing state with  $d$ -vector perpendicular to the conducting plane has been confirmed by a NMR measurement [36]. Like Cu in the high- $T_c$  superconductors, Ru forms a square lattice. If a single-band description of  $\text{RuO}_2$ -plane for so-called band could be adequate, the system is described as a 2D Hubbard model with next-nearest-neighbor hopping. The next-nearest-neighbor hopping has been estimated to be  $0.3 - 0.4$  in units of the nearest-neighbor hopping [37, 38], so that Ru indeed forms a triangular network. Based on the quantum oscillation measurement, the Fermi surface sheet is a large electron-like cylinder with the electron filling  $n = 3$ . At present, there exist several theoretical studies where a competition between  $d$ -wave spin-singlet and  $f$ -wave spin-triplet pairing states is discussed [39, 40, 41, 42].

In our previous works [43, 44], we studied the ground-state properties of two-chain Hubbard model coupled with zigzag bonds. This system is equivalent to a 1D triangular-lattice Hubbard model. We argued there that a cyclic hopping motion of two electrons in each triangle yields a ferromagnetic correlation in the strong-coupling regime; as a consequence, a spin-triplet superconducting state becomes dominant if the following conditions are satisfied: (i) The product of three hopping integrals in each triangle is positive. (ii) The zigzag bond is rather weaker than the intra-chain bond. (iii) The filling is substantially away from zero and half fillings. The three-site cyclic-hopping mechanism should work even in 2D system, and it is particularly worth noting that the above-mentioned three materials completely meet the conditions. We therefore consider a 2D anisotropic triangular-lattice Hubbard model. We employ the density-matrix renormalization group (DMRG) method [45] to calculate the spin-spin correlation and spin-triplet pair-correlation functions. It will thereby be confirmed that the spin-triplet pairing occurs predominantly in the  $f$ -wave channel for a simple 2D Hubbard model.

The Hamiltonian of the anisotropic triangular-lattice Hubbard model is given by

$$H = \sum_{\langle ij \rangle} t_{ij} (c_i^\dagger c_j + \text{H.c.}) + U \sum_i n_i \uparrow n_i \downarrow \quad (1)$$

where  $c_i^\dagger$  ( $c_i$ ) creates (annihilates) an electron with spin

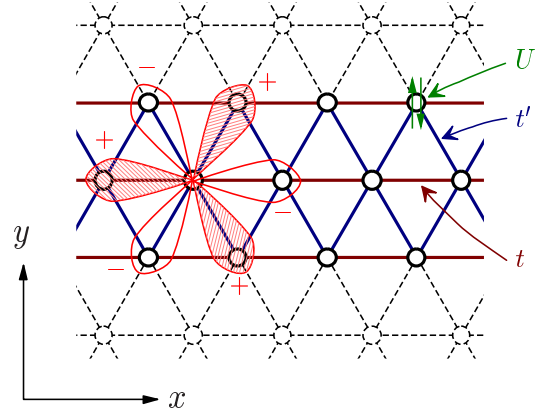


FIG. 1: (Color online) Schematic representation of the anisotropic triangular-lattice Hubbard model. Lattice drawn with bold lines is extracted for our calculation of the spin-triplet pair-correlation functions. The  $f$ -wave pair function is also shown.

at site  $i$ ,  $n_i = c_i^\dagger c_i$  is a number operator, and  $t_{ij}$  is hopping integral between sites  $i$  and  $j$ . The sum  $\langle ij \rangle$  runs over nearest-neighbor pairs. We here include two kinds of nearest-neighbor hopping integrals  $t$  in the  $x$ -direction and  $t'$  otherwise, as shown in Fig. 1. On-site Coulomb repulsion  $U$  is set to be  $10t$  as a typical value in the strongly-correlated electrons system. We take  $t = 1$  as the energy unit hereafter.

Let us first demonstrate that the cyclic-hopping mechanism indeed leads to ferromagnetic correlation in the 2D system (1). We thus study a finite-size cluster of  $L_x = 6$  and  $L_y = 8$ , where the periodic (open) boundary conditions are applied for the  $x$ - ( $y$ -) direction. This choice of the boundary conditions enables us to carry out sufficiently accurate calculations. We keep up to  $m = 3400$  density-matrix eigenstates in the DMRG procedure. In this way, the maximum truncation error, i.e., the discarded weight, is less than  $1 \times 10^{-5}$  and the maximum error in the ground-state energy is estimated to

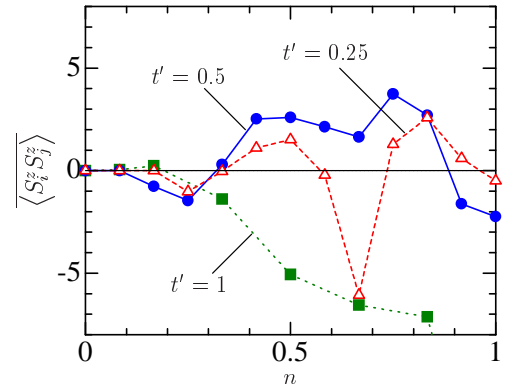


FIG. 2: (Color online) Average spin-spin correlations  $\langle S_i^z S_j^z \rangle$  between sites bonded with  $t'$ , as a function of filling  $n$ .

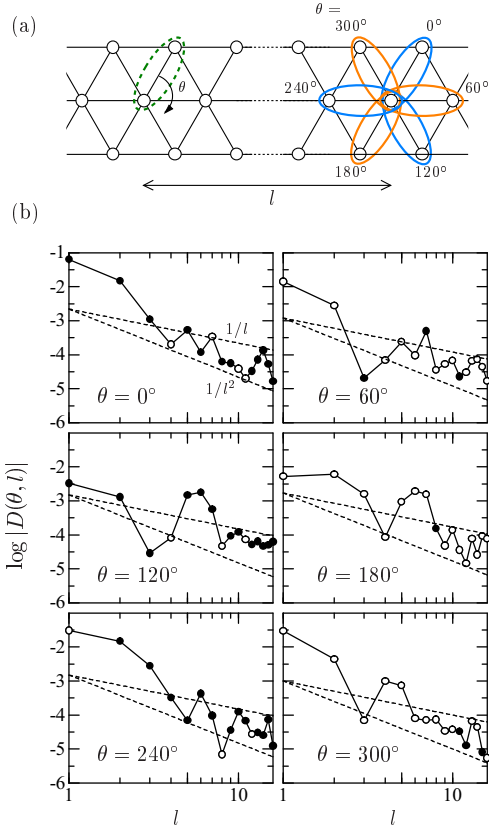


FIG. 3: (Color online) (a) Definition of the rotation angle and the distance  $l$ . For a case that the pair is removed from a position  $i$  with dashed ellipse, the position of the pair created at  $i+l$  is denoted by solid ellipse for each  $\theta$ . (b)  $\log |D(\theta, l)|$  with  $l$  at  $t^0 = 0.5$  for all possible  $\theta$ . Filled (empty) symbol denotes a positive (negative) value of  $D(\theta, l)$ .

be  $E_0 = (k_x, k_y) = (0, 0)$ . Figure 2 shows the average spin-spin correlations  $S_i^z S_j^z$  between the neighboring sites bonded with  $t^0$ , where  $\langle \dots \rangle_i$  denotes the ground-state expectation value. We can see the enhancement of ferromagnetic correlation in a wide range of filling for  $t^0 = 0.25$  and  $0.5$ . The suppression of the correlation around  $n = 0.7$  implies that the origin of ferromagnetism for  $n > 0.7$  is different from that for  $n < 0.7$ : it comes from the cyclic-hopping mechanism around  $n = 0.5$  and from the Nagaoka-Thouless mechanism near  $n = 1$ . Those behaviors are qualitatively consistent with the results in the 1D triangular-lattice Hubbard model [44]. On the other hand, antiferromagnetic correlation is mostly dominant for  $t^0 = 1$  since the direct exchange interaction will exceed the ferromagnetic ones. We note that the correlation seems to be slightly ferromagnetic for  $n < 0.2$ , where the nearly flat-band system may be realized. So we confirm that in the 2D triangular-lattice Hubbard model the ferromagnetic correlation induced by the cyclic-hopping mechanism can occur at  $n = 0.5$  if the anisotropy is rather strong.

We next turn to the long-range behavior and the spatial symmetry of spin-triplet pair-correlation functions

$$D(\theta, l) = \frac{1}{l} \sum_{i+l}^D \frac{1}{l} \sum_i^E \quad (2)$$

with a spin-triplet operator  $\hat{S}_i = c_{i\uparrow}^\dagger c_{i+r\uparrow} + c_{i\downarrow}^\dagger c_{i+r\downarrow}$  where  $i+r$  denotes the neighboring site of  $i$ . As in Fig. 1 we extract a three-leg ladder from 2D lattice, which is a minimal model to generate all possible pairing symmetries. In Eq.(2), we remove a pair from sites  $(i; i+r)$  and add the pair at sites  $(i+l; i+l+r)$ , whereby we rotate the pair by  $\theta$  degree from  $i \rightarrow r$  direction to  $i+l \rightarrow r+l$  clockwise [see Fig. 3(a)]. Note that the same results must be expected even if we define the spin-triplet operator as

$$\hat{S}_i = c_{i\uparrow}^\dagger c_{i+r}^\dagger \text{ or } c_{i\downarrow}^\dagger c_{i+r}^\dagger.$$

We also restrict ourselves to the case at quarter filling, i.e.,  $n = 0.5$ . We calculate the pair-correlation functions (2) of the three-leg ladder with the DMRG method. The OBC are applied in the  $x$ -direction so that the correlation functions will be calculated using distances taken about the midpoint. In the following, we study a ladder with  $32 \times 3$  sites with keeping  $m = 4500$  density-matrix eigenstates to build the DMRG basis. The obtained ground-state energy is expected to be accurate to parts in  $10^{-2}$ . In Fig. 3(b), the pair-correlation functions  $D(\theta, l)$  are plotted as a function of distance  $l$  for all possible values with a fixed anisotropy  $t^0 = 0.5$ . We can see that  $D(\theta, l)$  decay as

$$1/l \quad (1 < \theta < 2) \text{ for all } \theta.$$

The exponent smaller than 2 would imply an attractive interaction between electrons [46]. It is consistent with our previous results [43]. We also find that the values of  $D(\theta, l)$  are mostly positive for  $\theta = 0; 120; 240$  and, whereas, negative for  $\theta = 60; 180; 300$ . In other words, the pair wave function changes its sign by  $\theta = 3$  rotation.

In order to organize the angle dependence of  $D(\theta, l)$  more explicitly, we sum it up for pair separations  $l = 7 \sim 25$ :

$$D(\theta) = \sum_{l=7}^{25} D(\theta, l) \quad (3)$$

The open-end effects are expected to be rather small for central 25 sites of the system ( $l < 25$ ). In Fig. 4, the results of  $D(\theta)$  with  $t^0 = 0.25$  and  $0.5$  are shown. For both parameters we can see that the sign of  $D(\theta)$  changes by  $\theta = 3$  rotation, which clearly indicates the  $f$ -wave spatial symmetry of the pair correlation function. Since the spin-triplet pairs are formed mostly on the zigzag bond for  $t^0 = 0.25$  [43],  $D(\theta)$  involving the on-leg pairs, namely, at  $\theta = 2\pi/3; 5\pi/3$  in the upper left panel,  $\theta = \pi/3; 4\pi/3$  in the upper right panel, and all of  $\theta$  in the lower panels, are relatively small. When  $t^0$  is increased from  $0.25$  to  $0.5$ , the pairing correlation on the zigzag bond is somewhat reduced and, whereas, that on the leg bond is enhanced. The situation is rather complicated:  $t^0$  enhances the antiferromagnetic correlation on the zigzag bond by the di-

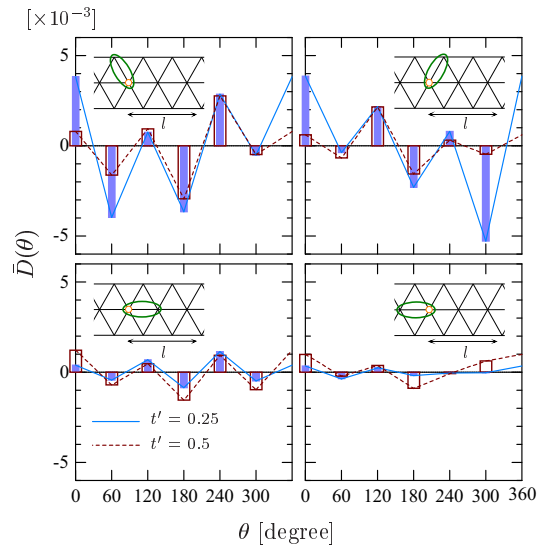


FIG. 4: (Color online) Rotation-angle dependence of the sum of the spin-triplet pair-correlation functions  $D(\theta)$  for  $J = J^0 = 0$ . Inset shows the position of the pair annihilated by the pair operator  $\hat{c}_{i,j}$ .

rect exchange interaction (scaled as  $1/t^2$ ), and also enhances the ferromagnetic correlation on each triangle by the three-site cyclic-hopping exchange interaction (scaled as  $1/t^2$ ). Consequently, the  $f$ -wave symmetry of the superconducting state becomes more isotropic. However, we note that the spin-triplet pair correlation becomes smaller as the system approaches to an isotropic triangle lattice.

In summary, the ground state of the 2D triangular-lattice Hubbard model is studied with the DMRG method. We find that the three-site cyclic-hopping mechanism really induces ferromagnetic correlation around quarter filling, which is mandatory for the spin-triplet pairing, provided that the anisotropy is rather strong. Slow decay of the pair-correlation functions with distance is indicative of the dominant spin-triplet superconductivity. The pair-correlation function changes its sign by  $\pi/3$  rotation, indicating the  $f$ -wave rotational symmetry. Thus, we suggest a new mechanism of the  $f$ -wave spin-triplet superconductivity derived from the three-site cyclic-hopping ferromagnetic interactions. We also point out that the mechanism may be possibly relevant to the spin-triplet superconducting systems, such as Bechgaard salts  $(\text{TM TFS})_2\text{X}$ , cobalt oxide  $\text{Na}_{0.35}\text{CoO}_2 \cdot 1.3\text{H}_2\text{O}$ , and layered perovskite  $\text{Sr}_2\text{RuO}_4$ .

This work was supported in part by Grants-in-Aid for Scientific Research (Nos. 18540338, 18028008, 18043006, and 19014004) from the Ministry of Education, Science, Sports, and Culture of Japan. A part of computations was carried out at the Research Center for Computational Science, Okazaki Research Facilities, and the Institute for Solid State Physics, University of Tokyo.

- [1] A. J. Leggett, Rev. Mod. Phys. 47, 331 (1975).
- [2] D. Fay and J. Appel, Phys. Rev. B 22, 3173 (1980).
- [3] Y. Nagaoka, Phys. Rev. 147, 392 (1966).
- [4] D. J. Thouless, Proc. Phys. Soc. London 86, 893 (1965).
- [5] A. Mielke, J. Phys. A 24, L73 (1991).
- [6] H. Tasaki, J. Phys.: Condens. Matter 10, 4353 (1998).
- [7] K. Bechgaard et al., Phys. Rev. Lett. 46, 852 (1981).
- [8] L. Ducasse et al., J. Phys. C, 19, 3805 (1986).
- [9] For a review on recent experimental studies, see I. J. Lee et al., J. Phys. Soc. Jpn. 75, 051011 (2006).
- [10] M. Takigawa et al., J. Phys. Soc. Jpn. 56, 873 (1987).
- [11] For a theoretical review, see K. Kuroki, J. Phys. Soc. Jpn. 75, 051013 (2006).
- [12] A. A. Abrikosov, J. Low Temp. Phys. 53, 359 (1983).
- [13] Y. Hasegawa and H. Fukuyama, J. Phys. Soc. Jpn. 56, 877 (1987).
- [14] A. G. Lebed, Phys. Rev. B 59, R721 (1999).
- [15] K. Kuroki et al., Phys. Rev. B 63, 094509 (2001).
- [16] J. C. Nickel et al., Phys. Rev. Lett. 95, 247001 (2005); Phys. Rev. B 73, 165126 (2006).
- [17] Y. Tanaka and K. Kuroki, Phys. Rev. B 70, 060502(R) (2004).
- [18] Y. Fuseya and Y. Suzumura, J. Phys. Soc. Jpn. 74, 1263 (2005).
- [19] K. Takada et al., Nature 422, 53 (2003).
- [20] M. Kato et al., J. Phys.: Condens. Matter 18, 669 (2006).
- [21] H. Sakurai et al., Phys. Rev. B 68, 132507 (2003).
- [22] T. Fujimoto et al., Phys. Rev. Lett. 92, 047004 (2004).
- [23] W. Higemoto et al., Phys. Rev. B 70, 134508 (2004).
- [24] Y. Kobayashi et al., J. Phys. Soc. Jpn. 77, 063703 (2008) and references therein.
- [25] T. Shimoi et al., Phys. Rev. Lett. 97, 267003 (2006).
- [26] G. Baskaran, Phys. Rev. Lett. 91, 097003 (2003).
- [27] B. Kumar and B. S. Shastry, Phys. Rev. B 68, 104508 (2003).
- [28] Q. H. Wang et al., Phys. Rev. B 69, 092504 (2004).
- [29] M. Ogata, J. Phys. Soc. Jpn. 72, 1839 (2003).
- [30] H. Ikeda et al., J. Phys. Soc. Jpn. 73, 17 (2004).
- [31] Y. Tanaka et al., J. Phys. Soc. Jpn. 73, 319 (2004).
- [32] K. Kuroki et al., Phys. Rev. Lett. 93, 077001 (2004).
- [33] A. Tanaka and X. Hu, Phys. Rev. Lett. 91, 257006 (2003).
- [34] Y. Maeno et al., Nature (London) 372, 532 (1994).
- [35] T. M. Rice and M. Sigrist, J. Phys. Condens. Matter 7, L643 (1995).
- [36] K. Ishida et al., Nature (London) 396, 658 (1998).
- [37] I. I. Mazin and D. J. Singh, Phys. Rev. Lett. 79, 733 (1997).
- [38] A. Liebsch and A. Lichtenstein, Phys. Rev. Lett. 84, 1591 (2000).
- [39] Y. Hasegawa et al., J. Phys. Soc. Jpn. 69, 336 (2000).
- [40] T. Nomura and K. Yamada, J. Phys. Soc. Jpn. 69, 3678 (2000).
- [41] T. Kuwabara and M. Ogata, Phys. Rev. Lett. 85, 4586 (2000).
- [42] K. Kuroki et al., Phys. Rev. B 69, 214511 (2004).
- [43] Y. Ohta et al., Phys. Rev. B 72, 012503 (2005).
- [44] S. Nishimoto et al., Phys. Rev. B 77, 085119 (2008).
- [45] S. R. White, Phys. Rev. Lett. 69, 2863 (1992).
- [46] H. J. Schulz, Phys. Rev. B 53, R2959 (1996).