

Ordering dynamics in the presence of multiple phases

Alberto Petri^a, Miguel Ibanez de Berganza^b and Vittorio Loreto^c

^aIstituto dei Sistemi Complessi – CNR, via del Fosso del Cavaliere 100, 00133 Roma, Italy;

^bInstituto de Física Teórica (CSIC), Universidad Autónoma de Madrid, Madrid 28047, Spain; ^cDipartimento di Fisica, Università La Sapienza, P.le A. Moro 2, 00185 Roma, Italy

The dynamics of the 2D Potts ferromagnet when quenched below the transition temperature is investigated in the case of discontinuous phase transition, which is interesting for understanding the non equilibrium dynamics of systems with many competing equivalent low temperature phases, that appears to be not much explored. After briefly reviewing some recent findings, we focus on the numerical study of quenches just below the transition temperature on square lattices. We show that, up to a certain time, metastable states can be observed for which energy stays constant above the equilibrium energy and the self-correlation function displays a fast decay.

I. INTRODUCTION

The way in which thermodynamical systems attain equilibrium when driven through a phase transition has been subject of much work [1, 2, 3, 4]. In fact, while equilibrium requires generally an infinite time to be reached, different dynamical regimes can be observed which present often peculiar properties (different kinds of dynamic scaling, critical slowing-down, spatial self-averaging, etc.) depending on the thermal history and the system. Dynamics of different phase transitions have been widely investigated, e.g. from a disordered to an ordered phase, or between two ordered phases. Among the model systems, the Ising model displays both instances: in zero magnetic field it undergoes a continuous phase transition from the high temperature paramagnetic phase to the low temperature ferromagnetic phase; the transition is discontinuous when at constant low temperature an external magnetic field is reversed. Both problems have been widely investigated. In the first case, one of the main results is contained in the Allen-Cahn law for the ordered phase domain growth at low temperature, which predicts a power law decay of the energy $\propto t^{-1/k}$, with $k = 2/3$ [1, 2]. For what concerns the second case, the metastability associated with the field-driven first order phase transition has been studied with nucleation theory and its generalizations [3, 4], which describe effectively the nucleation time and other features of the metastable states [4, 5, 6, 7].

Not many results seem instead available for the ordering dynamics of systems possessing many equivalent ordered phases [1, 8]. On one hand, the coarsening at low temperature presents peculiar properties not well described by the Allen-Cahn theory. This is predicted on general bases by the Lifshitz's criterium [9], according to which a system possessing many equivalent ordered phases may equilibrate towards non-homogeneous phases when quenched below its critical point if their number is larger than the real space dimensionality. Thus, equilibrium phases at low temperature can be not uniquely defined and systems may display complex behaviours. On the other hand, and differently from what happens for the Ising case, there exists little theoretical study of the metastability near the temperature-driven transition of the 2D q -Potts model (which is first order for $q > 4$). A recent one [10] predicts in particular that, for this model, metastability is a finite size effect. The study is based on a droplet expansion and, to our knowledge, has not yet been related with the underlying dynamics [11] (metastability in the Potts model has been investigated with different aims in [12], and for the field driven transition in [13]).

The aim of the present paper is to resume some recent findings on the dynamics of the $d = 2$ Potts model [4] and to present some new results concerning metastability in the undercooled states just below the transition. Investigation of temperature driven metastability in this model seems particularly important for several reasons. The model presents interest in itself, being an effective model for systems with many possible broken symmetries, and mimics the dynamics of a large variety of real systems, such as gas adsorption [14], froth [15], grain growth [16], biological cell [17, 18]. On the other hand, as mentioned before, the existence, or not, of metastable states associated to the temperature-driven first order transition of the Potts model is an old problem, firstly proposed by Binder [1], and which remains still open.

The next section quickly recalls the Potts model and presents a brief review of some recent findings on its dynamics on the square lattice in different temperature regions below the transition temperature. After introducing some elementary notions about metastable states in thermodynamical systems and a brief discussion on some recent findings concerning the metastable states of the Potts model, Sec. 3 points out the presence of metastable states for the model on square lattice simulations in terms of energy and self-correlation function. Section 4 presents a short summary and perspectives.

II. POTTS MODEL DYNAMICS BELOW THE TRANSITION TEMPERATURE

The Potts model is described by a Hamiltonian of the kind [14]:

$$H = - \sum_{\langle i,j \rangle} J_{ij} \delta_{\sigma_i, \sigma_j} \quad (1)$$

where σ_i is the state of site i that can assume one out of q different values, usually identified by an integer: $\sigma_i \in \{1, \dots, q\}$. When $q = 2$ Eq. (1) reduces to the Ising Hamiltonian (within multiplicative and additive constants). Here the case of nearest neighbour interaction on square lattice will be considered. It presents a discontinuous equilibrium temperature driven phase transition at T_q for $q > 4$ [14].

The non equilibrium dynamics of the Potts model presents several peculiar features. For example the determination of the domain growth exponents in the Allen-Cahn law at low temperature remained problematic for a long time [15, 19], whereas it was just an artifact of the residual energy [20, 21] (see below). From a general point of view, a recent survey on the different dynamical regimes displayed by the Potts model has been done by Ferrero and Cannas [22]. These regimes are observed in finite-size realizations of the system when they are cooled below the transition temperature T_q (via Monte Carlo dynamics) and depend on the final temperature T that, according to the dynamical features, can be grouped in roughly three different ranges [22], delimited by the temperatures $0 < T_g < T_c < T_q$.

For $T < T_g$ relaxation is dominated by simple coarsening, which follows the quench according to the Allen-Cahn law [1] for the growth of the domain size, with the energy per site decaying as: $e(t) \sim t^{-1/2}$.

For $T_g < T < T_c$ the simple coarsening is interrupted at long time scales and the system is trapped with finite probability in some configurations of high symmetry with characteristic lengths that grow with the system size [22]. These states can be identified with those predicted by Lifshitz, from which the system escapes by activated dynamics.

For $T < T_g$ the system gets stuck in some kind of frozen or glassy states with well defined lifetime, which diverges with $T \rightarrow 0$ as $e^{-C/T}$ [22]. An interesting aspect [21, 23, 24] is that during relaxation the system obeys a generalized Allen-Cahn law which includes an additive constant e_0 :

$$e(t) \sim e_0 + a t^{-1/2}.$$

The value of the constant corresponds to the average energy of the glassy states at zero temperature [24]. The existence of freezing at zero temperature and the role of activated process at low temperature was first pointed out by Vinals and Grant. Domains are pinned by some local finite energy barrier [25, 26] which cannot be overcome if $T \rightarrow 0$. For low finite temperature these states present a lifetime independent of the system size [22], which is determined by the predominance of the activation time with respect to an equilibration time [25].

In addition to the above temperature ranges it is seen that, in the range just below the transition T_q , some metastable states with energy and structure similar to the disordered phase can be observed [22, 27]. Investigation of the nature of these states is the subject of the next section.

III. METASTABLE STATES

A. Theoretical premises

Existence of metastable states just below a discontinuous transition is predicted by phenomenological theories like Van der Waals equation for the liquid-gas transitions [3] and are a general feature of theories with mean-field or long range interaction [4]. As in the Van der Waals equation, metastable branches appear as a continuation of the stable branch beyond the transition point and have to be replaced by the coexistence curve, e.g. via the Maxwell construction. Along these branches the metastable state is thermodynamically stable as long as the second free energy derivative is positive and the escape from the local minimum takes place via thermal activation. The theory of Ginzburg and Landau takes into account localized fluctuations, but these cannot be very large, excluding therefore interesting regions from its range of validity, like the one around the critical temperature. At the end of the metastable branch is the spinodal point. There the second derivative of the free energy changes of sign, making the whole system unstable. The decay to the stable phase is global and quick. Beyond mean-field, statistical mechanics of

short-interacting systems cannot account properly for metastability, since the partition function in ensemble theory is dominated by the global minimum of the free energy functional in phase space.

Metastable states with finite lifetime in short range system with translational invariance are thermodynamically forbidden by stability requirements [28], although they can be obtained by setting specific constraints to the accessible phase space or taking suitable limits in some perturbative approaches [4]. The constraint is related to a timescale, up to which the metastable phase do not explore the whole available phase space. In this context, in the droplet theory for the condensation of the field-driven Ising transition [5], the fluctuations neglected in mean-field approaches give rise locally to droplets of the stable phase. An ensemble of non-interacting droplets of the stable phase is considered, its growth being favored by the bulk free energy, which is lower in presence of an external field, and hindered by the surface tension. The model has been extensively tested in two and three dimensions [7].

For the T -driven Potts model transition, differently from what happens in the Ising case, the growth of droplets just below T_q is favoured by the tendency to lower the total energy of the system (the interface perimeter between droplets), to the detriment of the system entropy (which is higher when many small droplets are present). In this case, the ensemble of droplets is also different with respect to the Ising case in that droplets have an intrinsic entropy, and can assume different shapes. Mounier and Morel [10] considered an adaptation of the droplet approach to the 2D Potts model. Their theory leads to a temperature range in which metastability is present in finite-size systems, range which, however, shrinks to zero in the thermodynamic limit. This behaviour, related in some way to the anomalous growth of fluctuations with the system size near the critical point, has, to our knowledge, not yet been confirmed by dynamic calculations. Investigation of metastable states from a pure dynamical point of view seems therefore to deserve interest.

B. Some numerical results

Numerical simulation of the Potts model with more than four states in 2D constitutes a very stimulating and effective way for investigating the nature of metastable states in systems with many low-temperature stable phases.

A way for identifying metastable states just below the transition temperature is to look at the time behaviour of the energy per site $e(t)$. As a test system we have considered the Potts model on square lattices with $q = 12; 50$. Simulations have been performed by preparing the system in the high temperature disordered phase and then quenching it by Metropolis dynamics below the transition temperature T_q .

For the $q = 12$ system, for which $T_q = 1 = q = 0.668$, we have taken the quench inverse temperature at $\beta = \beta_q(1 + j \cdot 0.005)$, with $j = 1; \dots; 10$. The resulting time behaviour for lattices of size $L = 250$ is shown in figure 1. Each line is obtained by averaging over 50 different realizations of initial conditions and thermal noise, and the errors are the resulting standard deviations. It is seen that for temperature close to T_q , $e(t)$ stays stationary (a signature of metastability [4]) until large times, at an excess energy with respect to the equilibrium state. The existence of these metastable states is in agreement with [10], who however predict their disappearance in the thermodynamic limit.

From the point of view of the local dynamics, if the system is in a metastable state just below the transition temperature, it is expected to be indistinguishable from one in equilibrium. This property is reflected in the time behaviour of the self-correlation function. In the equilibrium disordered phase ($T > T_q$) this function displays a fast (exponential) relaxation. The same behaviour is therefore expected for the metastable states below T_q , but will no longer be true after the decay towards the stable state has begun. The correlation function computed waiting different times t_w after the quench time should therefore signal this decay through the onset of a slower decay (ageing). The self-correlation function can be computed as:

$$c(t; t_w) = \frac{1}{q-1} \frac{1}{N} \sum_i \left(\frac{q}{q-1} \right)^{X_i(t+t_w) - X_i(t_w) - 1} \quad (2)$$

where t_w is the time elapsed after the quench before starting the computation and the sum is over all the lattice sites (averages over different realizations of initial conditions and thermal noise are taken).

As mentioned before, it is expected that for t_w short enough the relaxation is fast. Figure 2 shows $c(t; t_w)$ for different t_w for a system with $q = 50$, $L = 100$ and $T = 0.470$, being $T_q = 0.479$. Curves are obtained by averaging over 10 realizations (except one indicated in the legend). It is seen that after a very short transient time $c(t; t_w)$ becomes translationally invariant for long times, also showing no dependence on the size in the investigated range.

Figure 3 shows $c(t; t_w)$ vs time t for $q = 50$, $t_w = 1000$ and different temperatures. Ageing becomes larger when the temperature is decreased, showing that the system is already relaxing toward the ordering phase.

These results show the existence of well defined metastable states on square lattices of finite size. The question of their existence in the thermodynamic limit is thus open. Mounier and Morel [10] have recently faced the problem by investigating the energy probability distribution at the transition temperature, concluding that metastability is observable only in systems of finite size. The anomalous growth of energy fluctuations near the critical point is at

the origin of this fact, but the microscopic mechanisms behind this shrinking of the metastability interval for large systems remain unknown. It would be very interesting, however, to have a description of this phenomena in terms of microscopic clusters. One could then compare the mechanisms of nucleation in the Potts case with those predicted for the field-driven Ising case by Classical Nucleation Theory. In Classical nucleation theory, when the system size is much larger than the lengthscales involved in the nucleation process then lifetimes and properties of the metastable phase do not depend on the system size [7]. What is, hence, the microscopic difference in the T -driven Potts transition, with respect to this scenario, which leads to the shrinking of the metastable temperature range for large systems?

According to the nucleation theory the finite lifetime is usually determined by the time needed to the system for nucleating a drop of the stable phase bigger than the critical size. At the same time, as mentioned above, the metastable state displays short relaxation times similar to the high temperature phase. The latter usually increase when temperature decreases, and it may happen to become equal to the nucleation time at a certain temperature T_s . This temperature corresponds to a pseudo-spinodal point [29] and sets a limit to the observability of undercooled metastable states. The first point is thus to establish if $T_s < T_q$ even for infinite systems or if the two temperatures merge. Another point concerns the growing dynamics following the nucleation. In the Ising model the metastable state nucleates a critical droplet that afterward grows very fast because of its favourable free energy with respect to the unstable phase. In the temperature driven Potts model however each phase is equivalent to the others and competes with them for the growth.

IV. CONCLUSIONS

We have discussed some aspects of the out-of-equilibrium dynamics of the $q > 4$ Potts model quenched below the transition temperature. We believe that this can be relevant for understanding the non-equilibrium and the ordering dynamics of systems below a first order phase transition temperature, in the presence of many competing equivalent ground states. After recalling some recent findings we have focussed on some characterization of the undercooled metastable states which are observable after a quench below the transition temperature. These states display a finite lifetime which depends on the temperature and are detectable through the existence of a plateau in the energy (well above the equilibrium energy) and the fast relaxation time. Being their existence in the thermodynamical limit questioned by recent work, more extensive numerical simulations will be necessary to support this statement. More work in this field is highly desirable also for understanding the detailed mechanism through which a system starts to order after the quench in the presence of many degenerate states, which is not yet well established.

Acknowledgments

Part of the work was supported by the Italian Government Contract FIRB RBAU01883Z. A.P. thanks M.J. de Oliveira for many stimulating and useful discussions.

-
- [1] A. Bray, *Advances in Physics* 43, 357 (1994).
 - [2] P. Hohenberg and B. Halperin, *Rev. Mod. Phys.* 49, 435 (1977).
 - [3] J. Gunton, M. S. Miguel, and P. S. Sahni, in *Phase Transitions and Critical Phenomena*, edited by C. Domb and M. S. Green (Academic, New York, 1983), vol. 8, chap. The Dynamics of First-Order Phase Transition, pp. 267-482.
 - [4] K. Binder, *Rep. Prog. Phys.* 50, 783 (1987).
 - [5] J. S. Langer, *Annals of Physics* 41, 108 (1967).
 - [6] P. A. Rikvold, H. Tomita, S. Miyashita, and S. W. Sides, *Physical Review E* 49, 5080 (1994).
 - [7] M. A. Novotny, G. Brown, and P. A. Rikvold, *Journal of applied Physics* 91, 6908 (2002).
 - [8] B. Schmittmann and A. D. Bruce, *J. Phys. A: Math. Gen.* 18, 1715 (1985).
 - [9] I. Lifshitz, *Zh. Eksp. Teor. Fiz.* 42, 1354 (1962).
 - [10] J. L. Moren and A. Moren, *European Physical Journal B* 13, 341 (2000).
 - [11] K. Binder, *J. Stat. Phys.* 24, 69 (1981).
 - [12] B. A. Berg, U. M. Heller, H. Meyer-Ottmanns, and A. Velytsky, *Phys. Rev. D* 69, 034501 (2004).
 - [13] S. B. Rutkevich, *International Journal of Modern Physics C* 13, 495 (2002).
 - [14] I. Wu, *Rev. Mod. Phys.* 54, 235 (1982).
 - [15] G. S. Grest, M. P. Anderson, and D. J. Srolovitz, *Phys. Rev. B* 38, 4752 (1988).
 - [16] G. L. Thomas, R. M. C. de Almeida, and F. Graner, *Physical Review E (Statistical, Nonlinear, and Soft Matter Physics)* 74, 021407 (pages 18) (2006), URL <http://link.aps.org/abstract/PRE/v74/e021407>.
 - [17] M. P. Anderson, G. S. Grest, and D. J. Srolovitz, *Philosophical Magazine Part B* 59, 293 (1989).

- [18] F. Graner and J. A. Glazier, *Phys. Rev. Lett.* 69, 2013 (1992).
- [19] B. Derrida, P. M. C. de Oliveira, and D. Stauffer, *Physica A: Statistical and Theoretical Physics* 224, 604 (1996).
- [20] M. J. de Oliveira and A. Petri, *Phil. Mag. B* pp. 617{623 (2002).
- [21] M. Ibanez de Berganza, E. E. Ferrero, S. A. Cannas, V. Loreto, and A. Petri, *Euro Physical Journal, Special Topics* 143 (2007).
- [22] E. Ferrero and S. Cannas, *Phys. Rev. E* 76, 031108 (2007).
- [23] M. Ibanez de Berganza, V. Loreto, and A. Petri, *Philosophical Magazine B* 87, 779 (2007).
- [24] M. J. de Oliveira, A. Petri, and T. Tome, *Europhys. Lett.* (2004).
- [25] J. Vinals and M. Grant, *Phys. Rev. B* 36, 7036 (1987).
- [26] M. J. de Oliveira, A. Petri, and T. Tome, *Physica A* 342, 97 (2004).
- [27] M. Ibanez de Berganza, V. Loreto, and A. Petri, *arXiv:0706.3534v1*, Submitted (2008).
- [28] R. B. Grieths, *J. Math. Phys.* 5, 1215 (1964).
- [29] P. G. Debenedetti, *Metastable Liquids: Concepts and Principles* (Princeton University Press, Princeton, 1996).

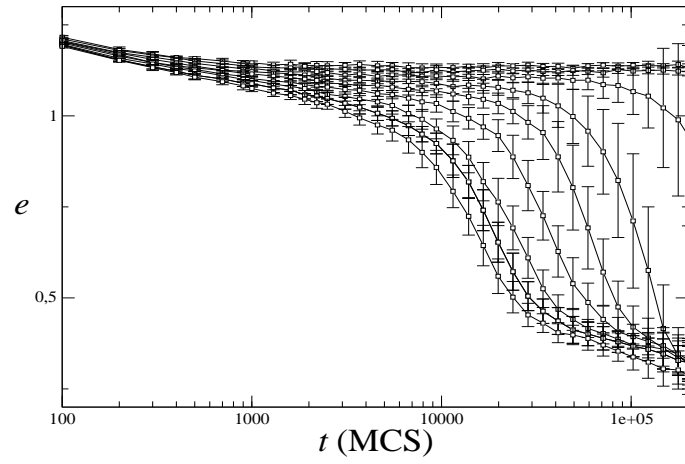


FIG. 1: Time behaviour of the energy per site, after the quench of the model with $q = 12$ at different quenching temperatures below T_q (see text). The quenching temperature increases from bottom to top.

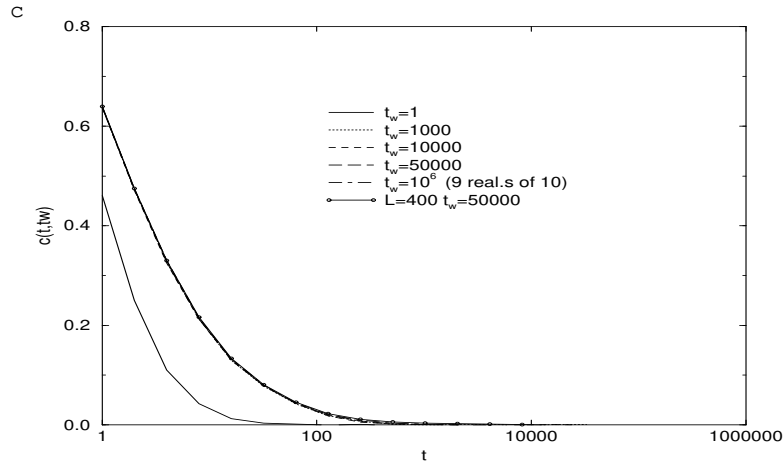


FIG. 2: Time behaviour of the self-correlation function for different waiting times for a system with $q = 50$. The lattice is $L = 100$ in size and the quench is at the temperature $T = 0.470$ ($T_q = 0.479$)

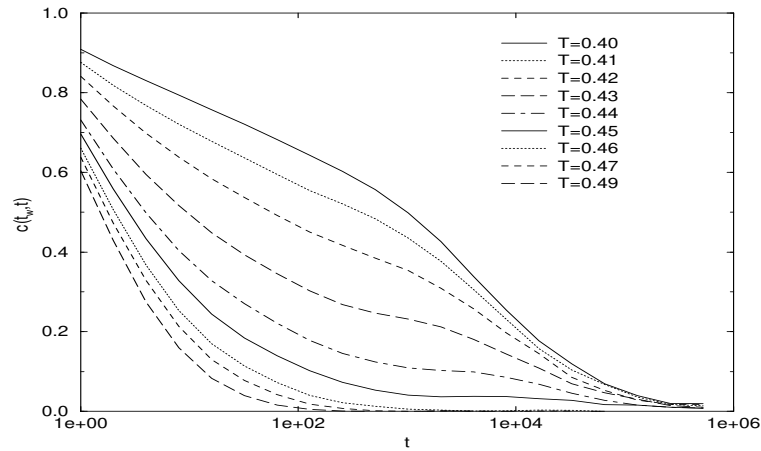


FIG. 3: Time behaviour of the self-correlation function for $t_w = 1000$ after quenching at different temperatures below $T_q = 0.479$. At low temperatures ageing appears.