

The nonlocal correlation: A key to the solution of the CO adsorption puzzle

P. Lazic,¹ M. Alaei,^{1,2} N. Atodiresei,^{1,3} V. Caciuc,^{4,1} R. Brako,⁵ and S. Blugel¹

¹Institut für Festkörperforschung (IFF) and Institute for Advanced Simulation (IAS),
Forschungszentrum Jülich, 52425 Jülich, Germany

²Department of Physics, Isfahan University of Technology, Isfahan 84156, Iran

³The Institute of Scientific and Industrial Research, Osaka University, 567-0047 Osaka, Japan

⁴Physikalisches Institut, Westfälische Wilhelms-Universität Münster,
Wilhelm-Klemm-Str. 10, 48149 Münster, Germany

⁵Rudjer Boskovic Institute, Zagreb, Croatia

(Dated: February 20, 2024)

We study the chemisorption of CO molecule into sites of different coordination on (111) surfaces of late 4d and 5d transition metals. In an attempt to solve the well-known CO adsorption puzzle we have applied the relatively new vdW-DF theory of nonlocal correlation. The application of the vdW-DF functional in all considered cases improves or completely solves the discrepancies of the adsorption site preference and improves the value of the adsorption energy. By introducing a cutoff distance for nonlocal interaction we pinpoint the length scale at which the correlation plays a major role in the systems considered.

PACS numbers: 68.43.Bc, 68.47.De, 71.15.Mb, 71.45.Gm, 31.15.es, 34.35.+a

For decades the density functional theory (DFT) [1] has been the main theoretical tool used to analyze, understand and predict material properties and chemical processes. Although very successful in explaining the most details of many systems, even very complex ones, it fails in some cases. In particular it fails in weakly bound systems where van der Waals forces play a major role. Examples are numerous. Practically all biological systems and any system containing noble gas atoms cannot be calculated correctly within the current approximations to the DFT, the local (LDA) and the semilocal generalized gradient approximation (GGA). A practical solution to this kind of problems was relatively recently proposed by Dion et al. [2]. They have developed a new exchange-correlation functional named vdW-DF, which is parameter free and therefore is considered *ab initio*. The main idea of the vdW-DF functional is the introduction of nonlocal correlation into DFT calculations. The failure of local and semilocal functionals in weakly bounded systems is expected, but what is puzzling is that current approximations to the DFT fail to predict the correct adsorption site of CO molecules on several (111) metal surfaces, of which the Pt is the most famous example. Adsorption of CO on Pt surface is of tremendous practical importance, in particular in exhaust catalyst in the car industry. Some eight years ago Feibelman et al. [3] published a comprehensive study of CO on Pt(111), performing calculations independently with several state-of-the-art DFT computer codes, for a variety of exchange-correlation potentials. They found that DFT systematically predicts that CO prefers the hollow site on

Pt(111) surface, while experiments show the adsorption into the top, sometimes bridge but never hollow site. Due to expected success of DFT in such chemisorbed systems the problem was named the CO adsorption puzzle. The same puzzle appears on some other (111) surfaces such as Cu, Rh, Ag, and Au. Even more confusing is the correct prediction of the hollow site on some other surfaces such as Pd(111) in agreement with experiment. Additionally to the correct site preference getting the correct barrier height between the sites of different coordination is of tremendous importance for the analysis of diffusion phenomena on surfaces as discussed by Hu et al. [4]. By considering the puzzle problem they have also noticed that the lack of nonlocal correlation is one of the possible sources of the problem.

In order to solve the puzzle we apply the vdW-DF functional. Even if up to now vdW-DF was mostly used to treat van der Waals type of systems, achieving quite good success [5], the functional itself was constructed in a seamless fashion, i.e. describing the nonlocal correlation correctly at all length scales. In fact, the functional has recently been successfully applied to a covalently bonded system [6]. We apply the vdW-DF functional as a post-processing procedure on a charge density obtained from a standard GGA calculation. Such an application of the functional has been justified by the work of Thonhauser et al. [7], who implemented the functional in a fully self-consistent manner into a DFT code and showed that the change of Kohn-Sham eigenstates was negligible.

Following the original procedure of Dion et al. [2] we replace the conventional GGA correlation energy by a sum of two terms, the LDA correlation and a newly defined nonlocal term E_C^{nl} :

$$E_{vdW-DF} = E_{GGA} + E_{GGA;c} + E_{LDA;c} + E_C^{nl} \quad (1)$$

where E_{GGA} is the self-consistent GGA total energy. The

On leave of absence from the Rudjer Boskovic Institute, Zagreb, Croatia.

last term in Eq. (1) is completely determined by the electronic charge density and requires the evaluation of a double space integral:

$$E_c^{n1} = \frac{1}{2} \int d^3r \int d^3r^0 n(r) (r;r^0)n(r^0) \quad (2)$$

where $n(r)$ is the charge density at point r and $(r;r^0)$ is a kernel function described in Ref. [2]. Since to our knowledge there is no available code to calculate the vdW-DF functional we have developed our own [8]. The code has been tested on the few examples which have been published so far [2], achieving a complete agreement. Our ab initio DFT calculations were carried out mostly by employing the pseudopotential plane-wave formulation as implemented in PWscf [9]. In the spirit of the original puzzle article [3] we performed calculations for the experimentally most interesting coverage of 1/4 CO monolayer (ML) using two other codes, the DACAPO program [10, 11], which is an ultrasoft pseudopotential plane-wave code similar to PWscf, and VASP [12, 13, 14], which is the most accurate of the three due to its PAW implementation [15].

It has been argued by the authors of the vdW-DF functional and others [2, 6] that the vdW-DF should be used together with the revPBE functional for the calculation of the exchange energy contribution, because it seems to approximate most correctly the exact exchange and by that avoids some spurious binding effects. We have used both PBE [16] and revPBE [17] functionals in our DFT calculations.

We have applied the vdW-DF functional to the adsorption of CO into top and fcc hollow sites on a whole range of (111) surfaces which have been related to the CO puzzle, for two different coverages. The results are summarized in Table I. We immediately notice the important result that in almost all cases the energy of adsorption into the top site is lowered by roughly 100 meV compared to that of the hollow site. In the case of Rh this completely solves the puzzle, while for Pd the hollow site remains more stable, which is in agreement with experiment. The shift in energy is somewhat smaller for Pt and the preference for the hollow site remains, confirming its reputation as the most difficult puzzle system. Furthermore, in all cases the adsorption energy is improved compared to the pure GGA value.

In order to understand the difference between the PBE (or any GGA) and the vdW-DF correlation energy we have examined the spatial distribution of the correlation energy densities. For both we have calculated the distribution for the CO chemisorbed on metal, and subtracted the values for the clean surface and an isolated molecule (at exactly the same positions as in the coupled system), in order to find in which regions of space changes occur upon chemisorption. Since the PBE correlation depends upon the gradient of the charge density and the vdW-DF correlation upon the charge density itself through

the integral (2), their spatial distribution is quite different. In Fig. 1 we show the difference of the two. In the red regions the PBE correlation overbinds compared to vdW-DF, while the opposite is true in the blue regions. Integration over space shows that the total effect is always an overbinding by PBE, but it is more pronounced in the fcc hollow case than in the top case, by about 100 meV, as discussed in Table I. The figure suggests that this is due to the fact that there are three regions of overbinding in the fcc hollow case and only one in the top case (although the latter is somewhat stronger than any single hollow one).

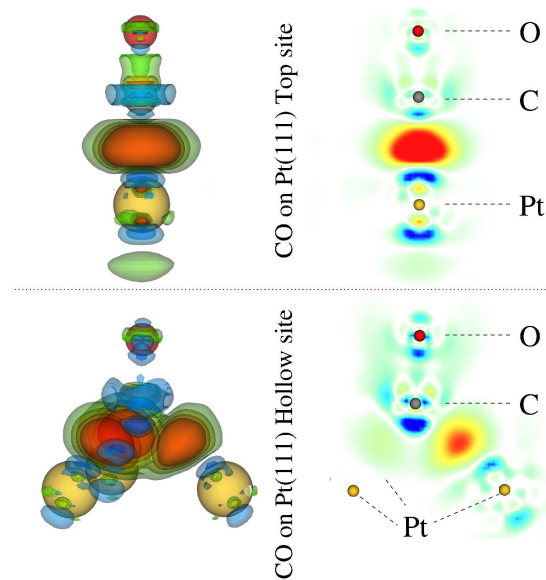


FIG. 1: Differences in correlation energy densities between revPBE ($E_{revPBE;c}$) and vdW-DF ($E_{LDA;c} + E_c^{n1}$) calculations, for top site, upper panel, and hollow site, lower panel. The three-dimensional representation (left) and the cut along the CO molecule and through (the nearest) metal atom of the Pt surface (right) are shown. Red (blue) colors show regions in which PBE yields larger (smaller) binding energies compared to the vdW-DF functional. Color scales are the same in both images, with green representing zero value. By summing all the contributions we found out that PBE correlation overbinds compared to vdW-DF in both cases. To get insight into this figure please follow the links:

<http://www.youtube.com/watch?v=IbPhmFb-Vsg>

<http://www.youtube.com/watch?v=rqxwZOMaWbg>

We conclude that the PBE correlation functional makes a quantitative error in evaluating correlation energies of different adsorption sites in these systems and therefore seems to yield wrong results, e.g. due to the failure to correctly predict adsorption sites in seemingly chemically bonded systems| this was the puzzle. PBE otherwise correctly captures the physics of the problem as our relaxation tests for puzzle systems of Pt and Cu show. Since we do not have access to forces which would appear in a selfconsistent implementation of the vdW-

| [M L] system | E ^{top} E ^{hollow} | | [m eV] | | E ^{top} ads [m eV] | | | | Exp. Ref. [18] |
|----------------|--------------------------------------|--------|-----------|----------|-----------------------------|--------|-----------|-------|----------------|
| | GGA | PBE+NL | revPBE+NL | NL shift | GGA | PBE+NL | revPBE+NL | | |
| $\frac{1}{12}$ | P Pt | 198 | 95 | 35* | 103 | 1648 | 1442 | 1185* | top |
| | Pr Pt | 93 | 56* | 3 | 96 | 1331 | 1390* | 1135 | {" {</td |
| | P Cu | 170 | 50 | 14* | 120 | 606 | 450 | 210* | {" {</td |
| | Pr Cu | 53 | 102* | 13 | 40 | 373 | 594* | 290 | {" {</td |
| | P Rh | 49 | 101 | 166* | 150 | { | { | { | {" {</td |
| | P Pd | 631 | 526 | 454* | 105 | { | { | { | fcc hollow |
| $\frac{1}{4}$ | P Pt | 170 | 120 | 58* | 50 | 1630 | 1460 | 1212* | 1370 130 top |
| | V Pt | 100 | 56 | 1* | 44 | 1572 | 1373 | 1124* | {" {</td |
| | D Pt | 220 | 152 | 94* | 68 | 1616 | 1512 | 1252* | {" {</td |
| | Pr Pt | 60 | 81* | 20 | 40 | 1326 | 1404* | 1160 | {" {</td |
| | P Cu | 150 | 50 | 43* | 100 | 800 | 720 | 492* | 500 50 top |
| | V Cu | 139 | 34 | 32* | 105 | 679 | 620 | 366* | {" {</td |
| | Pr Cu | 20 | 30* | 30 | 50 | 540 | 843* | 520 | {" {</td |
| | P Rh | 30 | 100 | 168* | 130 | 1890 | 1840 | 1620* | 1450 140 top |

TABLE I: Comparison of the energies of CO adsorption on (111) surfaces of several metals, calculated with the standard GGA and the vdW-DF post-processing approach. The abbreviation in the first column denotes the program used: V {VASP, D {Dacapo, P {PW scf. The letter "r" refers to the selfconsistent use of the revPBE functional, while otherwise PBE (VASP, PW scf) or PW 91 [19] (Dacapo) were used. Columns 2{4: The energy differences between the top and the hollow site. The results marked by an asterisk are obtained using an exchange functional different from the one with which the electronic density was calculated. Column 5: The NL shift, i.e. the change between the values in column 2 and column 3 or 4 (whichever corresponds to the selfconsistent functional). Columns 6{8: The calculated adsorption energies for the top site, column 7: The experimental value, where available. In all cases CO molecule is at GGA equilibrium position.

DF theory, we have relaxed the CO molecule by hand. We first changed the position of the molecule relative to the surface in the perpendicular direction while keeping the C-O distance at the relaxed value of the GGA calculation, and later we also changed that distance. It turns out that the position of CO determined in GGA calculations is the optimal one also for the vdW-DF functional. Moreover, the curvature of the adsorption energy around the minimum does not change if we apply vdW-DF theory although the value of the minimum shifts. In systems in which the PBE does not describe the physics correctly, as for example a Kr dimer, both parameters | the position of energy minimum and the curvature around it | are strongly changed upon the application of the vdW-DF theory [20].

We have also made some calculations of CO adsorption on (111) surfaces of noble metals Au and Ag, and found that the results are qualitatively different to the other considered surfaces. The experimental chemisorption energies of CO on these surfaces are in the range of 300{400 meV. In comparison, pure GGA energies are somewhat too small, which is more reminiscent of true van der Waals systems where GGA clearly underbinds, than of the strongly bonded systems considered in this paper. Also, while for other systems the equilibrium position remains the same after applying the vdW-DF functional, we found that for Au and Ag the position of the minimum moves outwards, and (in agreement with experiment) the top site becomes clearly preferred. These properties single out the noble metals as rather different from the other cases considered, and we leave the detailed study for the future.

In order to further investigate how the nonlocality in the vdW-DF correlation compares with the usual semi-local GGA approach we have introduced a cutoff distance in our calculation of Eq. (2) by a function

$$(d_{\text{cut}} - |r - r^0|) \quad (3)$$

under the integral. The cutoff d_{cut} defines the largest allowed distance of the nonlocal correlation.

We performed calculations for CO chemisorbed on Pt(111) in top and hollow site at equilibrium distance, and subtracted the energy for the separated molecule and surface, all calculated with the same value of d_{cut} . The results are shown in Fig. 2. Three regimes are immediately apparent. At small d_{cut} , less than 1 Å, the contribution to the nonlocal correlation comes from within regions where charge is accumulated or depleted upon chemisorption (roughly corresponding to regions of intense colors in Fig. 1). This region is somewhat unphysical, because in the integral (2) only a small part of the kernel contributes. In the region 2-3 Å, which is the characteristic length of the chemical bond (and of the distances between blue blobs in Fig. 1) the nonlocal correlation becomes more binding. These changes occur faster for the hollow than for the top site, reflecting the fact that there are three bonding regions instead of one. Finally, in the true van der Waals region, say for $d_{\text{cut}} > 4$ Å, the interaction is, of course, attractive, but this region contributes little to the strongly chemisorbed system of CO on Pt(111), and almost nothing to the difference between the top and hollow site.

Fig. 2 shows that the physical length scale of the nonlocal correlation energy, i.e. when the energies and the

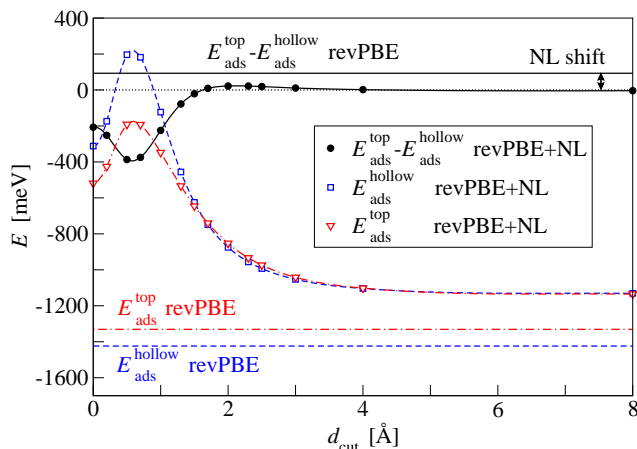


FIG. 2: The energies of adsorption of a CO molecule at top and hollow sites on the Pt(111) surface at a coverage of $\Gamma=1/2$, and the difference of the two. The calculation was done using the density obtained in a revPBE GGA calculation, varying the cut-off in Eq. (3). At $d_{\text{cut}} = 0$ (i.e. including GGA revPBE exchange but only the LDA term in correlation) the top site is clearly preferred. The full revPBE+NL (large d_{cut}) gives a small preference for the top site, while the plain GGA shows a strong preference for the hollow site, at variance with experiment.

energy differences saturate, is of the order of the distance between the carbon and the substrate atom. However, at this length scale the exact geometry of the chemisorbed complex becomes relevant, which intuitively explains why the GGA, which depends only upon the local value of the density gradient and thus does not see the big picture, is not able to give the correct values, in particular the energy differences between sites of different coordination.

In order to understand more thoroughly how nonlocal correlation binding energy depends on d_{cut} we have visualized the correlation energy density for two different values of parameter d_{cut} , for top and hollow site adsorption, as shown in Fig. 3.

From Fig. 3 we conclude that both intra- and inter-region contributions exist. Comparing Fig. 2 and Fig. 3 one can see that inter-region interaction starting to take place at $d_{\text{cut}} \approx 2\text{Å}$ is the most important nonlocal contribution to the energy difference between top and hollow site, and that it is also responsible for the change of the adsorption energy. Looking carefully in the upper panel of Fig. 3 it is noticeable that most of the nonlocal correlation binding energy in the top site adsorption is located just above the Pt metal atom (region 1), while in the hollow site case most of it is found just underneath the carbon atom (region 1), reflecting different chemical bonding mechanism in the two cases.

The fact that the PBE functional as well as other GGA functionals overbind the adsorption of molecules on metal surfaces was realized some time ago [21]. In the whole letter we made little reference to the exchange energy,

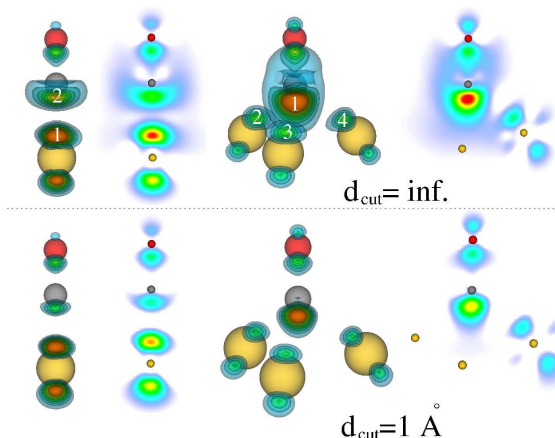


FIG. 3: (Color online) Binding energies due to NL term calculated with infinite d_{cut} , upper panel, and with $d_{\text{cut}} = 1\text{Å}$ lower panel. Left (right) column shows top (hollow) site adsorption. Color scales are the same in all four images, blue color represents zero value. On the lower right image the sphere of diameter of 3Å is shown while the spheres representing Pt atoms have 1Å in diameter. From the upper images it is clear that the most of the binding energy is coming from two regions in the top and four regions in the hollow case which are numbered in the figure. What remains unclear from the upper panel is whether the correlation binding energy in marked regions is due to intra-region or inter-region interaction. (Comparing these images to the ones in Fig. 1 one can see that these regions correspond to the ones where PBE shows underbinding compared to vdW-DF, and that they are actually regions where the charge density was depleted due to binding). To answer this question we have performed calculations with cutoff parameter value $d_{\text{cut}} = 1\text{Å}$ which is just large enough to take all intra-region interaction into account, while avoiding any inter-region interactions (for the length scale reference in the figure the spheres are drawn). If there is no inter-region interactions the corresponding images from the upper and lower panel would not differ. However, a large difference between images exists, proving the presence of strong inter-region interactions. To get insight into this figure please follow the links:

<http://www.youtube.com/watch?v=kgMNEuIdkdo>
<http://www.youtube.com/watch?v=6iuFD81hucY>

but followed the arguments of the authors of the vdW-DF theory, and considered the revPBE formulation as a possible improvement. However, we believe that the implementation of the exact exchange might be the best approach, and may even lead to the resolution of the puzzle.

In conclusion, we have shown that the application of vdW-DF theory resolves a large part of the CO adsorption puzzle. Even though in almost all cases we achieve a preference of the top site, we cannot claim a complete solution of the puzzle, because larger energy differences are required to agree with experimental thermodynamic stability. We have shown that nonlocal correlation effects at a typical length scale of C (metal atom distance ($\approx 2.3\text{Å}$)) are

decisive for a good description of CO puzzle systems. We are not sure whether the construction of a better semilocal functional is possible, as was recently concluded on the grounds of exploration of the puzzle problem [22], but in the construction of such a semilocal functional (which would be desirable due to a lower computational cost) one should take as a guide and the ultimate check of the quality of the functional the treatment of the same CO puzzle systems with vdW-DF, as it reveals the delicate balance between nonlocal correlation and adsorption site preference. To summarize, our calculations show that the vdW-DF theory is crucial in chemically bonded systems which were initially not expected to be much affected by it.

The calculations were performed on the JUMP and Blue/Gene supercomputers at the Forschungszentrum Jülich, Germany. Two of us, P. L. and S. B., thank the Deutsche Forschungsgemeinschaft (DFG) (Priority Program 6 Molecular Magnetism) and Alexander von Humboldt foundation for financial support. N. A. acknowledges the support of Japan Society for the Promotion of Science. R. B. acknowledges the support of MSES of the Republic of Croatia through project No. 098-0352828-2836.

-
- [1] P. Hohenberg and W. Kohn, Phys. Rev. 136, B864 (1964).
 [2] M. Dion, H. Rydberg, E. Schroder, D. C. Langreth, and B. I. Lundqvist, Phys. Rev. Lett. 92, 246401 (2004); 95, 109902 (E) (2005).
 [3] P. J. Feibelman, B. Hammer, J. K. Nørskov, F. Wagner,

- M. Scheer, R. Stumpf, R. W. Atwe, and J. Dumescic, J. Phys. Chem. B 105, 4018 (2001).
 [4] Q. M. Hu, K. Reuter, and M. Scheer, Phys. Rev. Lett. 98, 176103 (2007); 99, 169903 (E) (2007).
 [5] S. D. Chakarova-Kack, E. Schroder, B. I. Lundqvist, and D. C. Langreth, Phys. Rev. Lett. 96, 146107 (2006).
 [6] K. Johnston, J. Kleis, B. I. Lundqvist, and R. M. Nieminen, Phys. Rev. B 77, 121404 (R) (2008).
 [7] T. Thonhauser, V. R. Cooper, S. Li, A. Puzder, P. Hyldgaard, and D. C. Langreth, Phys. Rev. B 76, 125112 (2007).
 [8] Jülich Non Local { JuNoLo code, <http://www.fz-juelich.de/inf/src/th1/JuNoLo/>
 [9] <http://www.pwscf.org/>
 [10] <https://wiki.fysik.dtu.dk/dacapo>
 [11] B. Hammer, L. B. Hansen, and J. K. Nørskov, Phys. Rev. B 59, 7413 (1999).
 [12] G. Kresse and J. Hafner, Phys. Rev. B 47, 558 (1993).
 [13] G. Kresse and J. Furthmüller, Phys. Rev. B 54, 11169 (1996).
 [14] <http://cm.smpi.univie.ac.at/vasp/>
 [15] P. E. Blochl, Phys. Rev. B 50, 17953 (1994).
 [16] J. P. Perdew, K. Burke, and M. Ernzerhof, Phys. Rev. Lett. 77, 3865 (1996).
 [17] Y. Zhang and W. Yang, Phys. Rev. Lett. 80, 890 (1998).
 [18] F. Abild-Pedersen, and M. P. Andersson, Surf. Sci. 601, 1747 (2007).
 [19] J. P. Perdew, J. A. Chevary, S. H. Vosko, K. A. Jackson, M. R. Pederson, D. J. Singh, and C. Fiolhais, Phys. Rev. B 46, 6671 (1992).
 [20] P. Lazic, R. Brako, and B. Gumhalter, J. Phys.: Condens. Matter 19, 305004 (2007).
 [21] B. Hammer, L. B. Hansen, and J. K. Nørskov, Phys. Rev. B 59, 7413 (1999).
 [22] A. Stroppa and G. Kresse, New J. Phys. 10, 063020 (2008).