

Chiral Crystal Growth under Grinding

Yukio SAITO* and Hiroyuki HYUGA†

Department of Physics, Keio University, Yokohama 223-8522

(Received February 10, 2022)

To study the establishment of homochirality observed in the crystal growth experiment of chiral molecules from a solution under grinding, we extend the lattice gas model of crystal growth as follows. A lattice site can be occupied by a chiral molecule in R or S form, or can be empty. Molecules form homoclusters by nearest neighbor bonds. They change their chirality if they are isolated monomers in the solution. Grinding is incorporated by cutting and shuffling the system randomly. It is shown that Ostwald ripening without grinding is extremely slow to select chirality, if possible. Grinding alone also cannot achieve chirality selection. For the accomplishment of homochirality, we need an enhanced chirality change on crystalline surface. With this "autocatalytic effect" and the recycling of monomers due to grinding, an exponential increase of crystal enantiomeric excess to homochiral state is realized.

KEYWORDS: homochirality, crystal growth, lattice gas model, grinding, kinetic Monte carlo simulation, autocatalysis, recycling

It has long been known that organic molecules in life is one-handed: Among the two possible enantiomers with mirror-symmetric stereostructures, amino acids choose L-form and sugars D-form.^{1,2} To understand the possible origin of this handedness or homochirality, Frank proposed a model rate equation with nonlinear reaction terms.³ In a field of organic chemistry, Soai and his group found, for the first time, an organic system which shows the amplification of enantiomeric excess (ee) in the production of chiral molecules from achiral substrates,⁴ but the system cannot reach a unique state with homochirality: The final state and its ee value depend on initial conditions. The ee amplification is explained by the second order nonlinearity in the rate equation. It is induced by an autocatalytic effect of homodimers in the preference of their enantiomer production.⁵ We have recently shown that if a recycling path is incorporated such that the products decompose into achiral substrate, a homochiral state is possible to realize as a final state.⁶ Recently, the ee amplification is also observed in another chemical system more relevant to life.⁷

Chirality of crystals is also known for a long time in their shapes and in their optical activity: When achiral silicon dioxide (SiO₂) molecules build up in a crystal of quartz, it has two forms which are the mirror images of each other. It is a well known fact that Pastuer

*yukio@rk.phys.keio.ac.jp

†hyuga@rk.phys.keio.ac.jp

separated salt of tartaric acid by the difference in crystalline shape, and discovered molecular optical activity.¹ An achiral molecule, sodium chlorate (NaClO_3), also crystallizes in two kinds of enantiomeric form from its solution, and has been studied for a long time, as a prototype of chiral symmetry breaking.⁸⁻¹² In a Viedma's experiment, a mixed solution of two types of crystallites was continuously ground by glass balls, and it then turned out that a unique chirality was selected; that is, the homochirality is achieved.¹⁰ In a very recent experiment by Noorduin *et al.*, crystals of chiral molecules are grown under constant grinding, and the conversion of molecular chirality is found.¹¹

It is easily recognized that the grinding corresponds to the recycling process in the reaction model. It is, however, not obvious what kind of process in the crystal growth plays the role of the nonlinear production. In a standard picture of cluster dynamics for the crystal growth,^{13,14} there is a size dependence of the growth and dissolution rates, which leads to Ostwald ripening,¹⁵ but nonlinear effect is not included. Therefore, in the theoretical attempts to explain the homochirality in crystal growth, one imposes rather arbitrarily a parallel incorporation of both small chiral units and achiral substrates into large crystal clusters to provoke nonlinear effects mathematically.¹⁶⁻¹⁸

Here we present a novel microscopic picture for the physical processes taking place during the growth of chiral crystals, which leads to the nonlinear process. Corresponding to Noorduin *et al.*'s experiment,¹¹ only chiral molecules are considered. Molecules of the same enantiomeric type makes chemical bonds and form homoclusters, which grow into crystallites. Enantiomers also mutually convert their chirality, if they are in an isolated monomer state in solution without forming homoclusters. We further assume that, as the number of neighboring enantiomers of opposite type increases, the corresponding chirality conversion rate is enhanced from that of a completely isolated monomer. For instance, the chirality of one enantiomer is more easily changed on the surface of the crystal of another enantiomer than in a middle of the solution. Then, after the chirality change they are quickly incorporated into the crystal. It looks similar to the autocatalytic process in chemical reaction. Once we accept this "autocatalytic" process, grinding not only provides us a recycling of monomers back from clusters, but also increases numbers of surface and kink sites to enhance nonlinear autocatalytic effect. In order to demonstrate the feasibility of this scenario, we construct a toy model of a lattice gas system, and study on the chirality selection by means of kinetic Monte Carlo (KMC) simulations.

Lattice Gas Model for Crystal Growth under Grinding

We construct a lattice gas model of crystals composed of chiral molecules, growing from a solution, but also constantly broken into small fragments by grinding. The system consists of a square lattice with a size L^2 where a lattice constant being set to unity. Periodic boundary condition is imposed during the crystal growth both in x and y directions, where x and

y directions are parallel to the perpendicular edges of the square lattice, respectively. On a lattice site there can be a molecule or a site can be empty. Molecule takes two enantiomeric form, which we call R and S, for short. Only the same type of enantiomers is assumed to form crystal clusters. These homo-clusters grow by incorporating monomer molecules. When a R molecule makes contact with another R monomer or with R-crystal clusters, it is instantaneously incorporated into a homocluster. The same holds for a S molecules to S clusters.

An isolated monomer changes its site with a rate k . If the new site is next to the original one, the motion leads to the diffusion of monomers. In the cases of relevant experiments,¹⁰⁻¹² however, fully grown crystals have facets, and the growth is seemingly limited by surface kinetics, but not by diffusion.¹⁴ Furthermore, we want to study the crystal growth under grinding where the solution is strongly stirred. Forced convection wipes out the effect of chemical diffusion. Therefore, we assume molecules change their sites to far distant ones: A new site for an isolated monomer is anywhere on an empty lattice site. If the jumped site is next to the cluster of the same enantiomer, the monomer is incorporated into the cluster.

Only with the above incorporation process, the grown crystal clusters have a ramified shape. For those surface molecules poorly coordinated to the crystal, thermal excitation leads their detachment. For a monomer to detach from a homocluster, it has to break chemical bonds, whose energy is set J per bond, Then, the rate of detachment from a site with n nearest neighbors of the same type of enantiomer can be assumed

$$ke^{-nJ/k_B T}, \quad (1)$$

at a temperature T with the Boltzman constant k_B . After the detachment, the monomer has to be placed again anywhere on an empty site to conserve the total number of molecules. By assuming that a temperature is low enough, we neglect detachment process from those sites coordinated higher than the kink site, namely, detachment rates for $n = 3$ and 4 vanish.

It is known that monomers convert their chirality in a solution.¹¹ We denote the conversion rate as ν_0 ;



when monomers are isolated. In order to incorporate the autocatalytic effect in the crystal growth process, we assume that when a chiral monomer is surrounded by its opposite enantiomers, conversion rate is enhanced by some factor. For example, when a R monomer is at the step edge of an S-crystallite with a single S neighbor, the conversion rate is ν_1 , which is greater than ν_0 . When it is at the kink site of an S-crystallite with two S neighbors, the rate is ν_2 , and so on. Similar autocatalytic processes are used in the study of spatial propagation of homochirality in the case of chemical reaction system.¹⁹⁻²¹

In each KMC step, time increases by the inverse of the total transition probability, and after every time interval f^{-1} the following grinding process is introduced. Grinding process

leads not only to a long-ranged positional change of all the monomers and clusters, but also to the breaking of growing crystallites which provides multiples of steps and kinks. In order to mimic this ablation effect, we set aside periodic boundary conditions, and cut the system randomly into two parts by a line parallel to x (or y) axis. Then, we reflect one part through its central axis, and exchange the position of two parts. Only with this vertical or horizontal cut and shuffling, no appreciable enhancement of kink sites are expected. Therefore, we introduce in addition diagonal cuts; cut the system by two diagonals and exchange left triangle with the right one, or upper triangle with the lower one, randomly. If the diagonal cut runs through the crystal cluster, a large amount of new kink sites will be created. Because of the random shuffling in vertical or horizontal directions, the center of the diagonal cut shifts effectively in random. The combination of random cuts is repeatedly applied in the KMC simulation with a frequency f : The frequency f is a measure for the strength of grinding.

Ostwald Ripening

If the grinding does not take place, crystal clusters grow in size. In case with only one species of molecules, crystals of different sizes compete with each other to incorporate monomers, and eventually the largest one wins. This coarsening phenomena is called Ostwald ripening.¹⁵ As we have two types of enantiomers, two largest crystallites made of R and S molecules remain eventually, and they compete through the process of chirality change in solution. This is, however, a very slow process,¹² depending on the chirality conversion rate ν_0 . These expected features are confirmed in numerical simulations as is explained below.

In all the numerical simulations to be presented, the system size is set $L^2 = 100^2$ and a total concentration of molecules is $c = 0.1$, so that 1000 molecules participate in crystal growth. The rate of monomer positional change is set $k = 10^4\nu_0$, whereas the chirality conversion rate ν_0 is much smaller than k . In this section, we study the case without any autocatalytic effect so that we set $\nu_1 = \nu_2 = \nu_0$. Since $\nu_0 \ll k$, an isolated monomer does not change its chirality so often compared to the positional change. The Boltzmann factor for the detachment is set $\exp(-J/k_B T) = 10^{-3}$, which is small enough to achieve polygonal crystals with facets, but also large enough to observe the Ostwald ripening phenomena in a relatively short simulation time.

In Fig.1, we show a simulation result for the case where there are the same number of R and S molecules; $N_R = N_S = 500$. Since we have a small closed system with few numbers of molecules, the number of clusters decreases to two, as is shown in Fig.1 after a long time, $\nu_0 t = 73,000$. If one waits much longer until a single cluster wins in the competition of Ostwald ripening, 100% of crystalline enantiomeric excess will be established. However, in an actual experiment, no coarsening is observed in a realistic time scale.¹² There is no sufficient time to reach a final state with a single or a very few crystal clusters in an actual experiment.

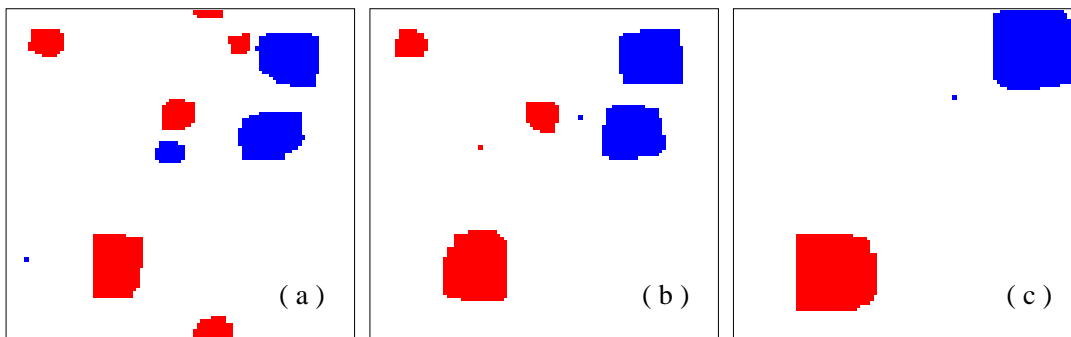


Fig. 1. Ostwald ripening: Configurations of crystal clusters at times (a) $\nu_0 t = 4240$, (b) 10850, and (c) 73,000. Red and blue color correspond R and S molecules, respectively.

The degree of chiral symmetry breaking is measured by a chiral order parameter

$$\phi = \frac{N_R - N_S}{N_R + N_S} \quad (3)$$

for a system with the numbers of R and S molecules N_R and N_S , respectively, or by its absolute value $|\phi|$, normally called crystalline enantiomeric excess (cee). It varies very slowly as shown by a red curve, A1, in Fig. 2(a), and even its sign can change from time to time. $|\phi|$ is fluctuating but remains small through the whole simulation time till $\nu_0 t = 73,000$ (not shown in Fig.2).

Even when the initial state has a finite chirality, as $cee=0.2$, the evolution of the chirality is very slow, as shown by the curve A2 in Fig. 2(a). In some case, after the coarsening of each enantiomer is over with only two competing clusters remaining, a slow conversion to the dominant enantiomer takes place, as expected from the Ostwald ripening. The process proceeds very slowly, and even at $\nu_0 t = 7 \times 10^4$, final homochiral state is not achieved.

With Grinding but Without Autocatalysis

We then introduce the process of grinding. Grinding is performed at each time interval of $\nu_0/f = 1$. Since the crystal clusters are broken randomly, they have small sizes as shown in Fig.3(a) at a time $\nu_0 t = 5600$. The cluster sizes do not increase, and seem to remain more or less a steady value already from the time $\nu_0 t = 100$ on. Without autocatalysis, two enantiomers coexist and no chirality selection takes place, as shown by the curve C1 in Fig.2(a). The dominant enantiomer changes occasionally from R to S, or vice versa. Even with a finite cee at the initial state, the value fluctuates but does not increase, as shown by the curve C2 in Fig. 2(a).

With Grinding and Autocatalysis

If one add autocatalysis in addition to the grinding process such that $\nu_n = 10^n \nu_0$ for $n = 1$ to 4, then the selection of chirality takes place quickly, as shown by the curve D1

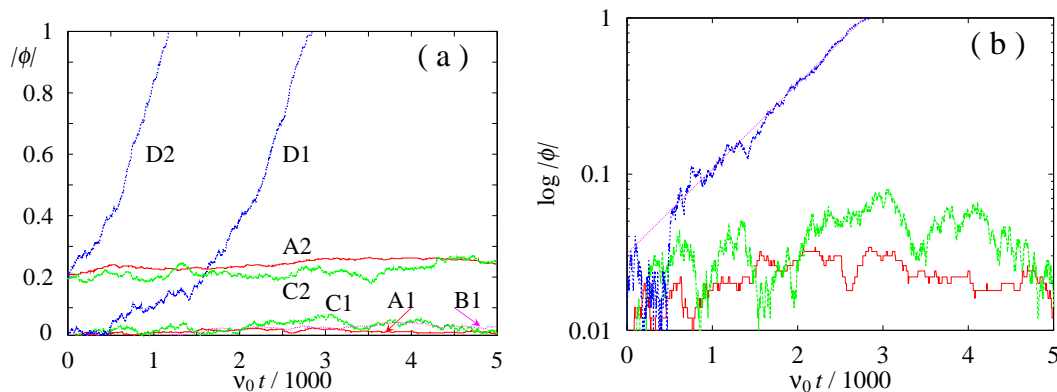


Fig. 2. Absolute value of the order parameter $|\phi|$, that is cee, versus elapsed time for different cases; (a) curves A (red) correspond to the case with neither grinding nor autocatalysis and thus to Ostwald ripening, curves B (pink) to the case without grinding but with autocatalysis, curves C (green) to the case with grinding but without autocatalysis, curves D (blue) to the case with both grinding and autocatalysis. Grinding frequency is $f/\nu_0 = 1$. Curves with index 1 represent results from a racemic initial condition, and ones with index 2 represent result for the case that the initial state is partially chiral with $cee=0.2$. (b) $\log |\phi|$ versus elapsed time started from a racemic initial state.




Fig. 3. Crystal configurations under grinding (a) without autocatalysis at a time $\nu_0 t = 5600$, and (b) with autocatalysis at $\nu_0 t = 2900$.

in Fig. 2(a). During the initial incubation stage, two enantiomers compete each other and the chirality ϕ changes sign randomly. After the incubation time of about $\nu_0 t \approx 500$, the homochiral state is achieved within a short time till $\nu_0 t = 2800$; only 2800 grinding processes are totally undertaken. The cee order parameter $|\phi|$ increases exponentially, as shown in Fig. 2(b). The asymptotic growth is fitted by $|\phi| = 0.031 \exp(\nu_0 t/800)$. This exponential increase of cee is in good agreement with the observation in the experiment.¹²

When the initial state is a little chiral, as shown by the curve D2 in Fig. 2(a), cee increases quickly to the final homochiral state. By shifting the curve D2 parallel to the time axis, this curve overlaps well with the curve D1.

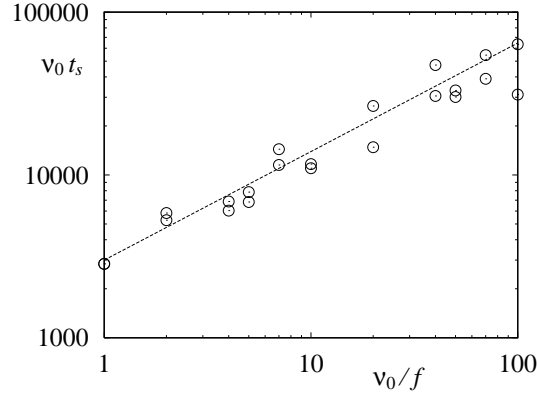


Fig. 4. Saturation time $\nu_0 t_s$ versus inverse grinding frequency ν_0/f in both logarithmic representation.

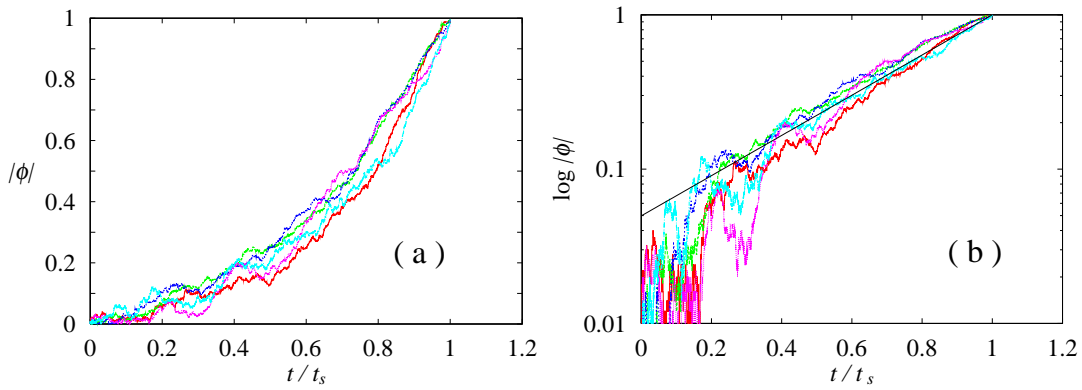


Fig. 5. Scaled time evolution of cee order parameter $|\phi|$ versus scaled time, $\tilde{t} = t/t_s$.

We define the saturation time t_s as the time necessary for the completion of homochirality: $|\phi(t_s)| = 1$. When the grinding frequency f decreases, the saturation time t_s gets longer. Even though there is a large fluctuation due to the stochastic character of incubation time, saturation time t_s can be fitted as $\nu_0 t_s \propto (\nu_0/f)^{2/3}$, as shown in Fig. 4. Because of our artificial grinding process, it is so far difficult to explain this scaling behavior theoretically. In any case, as the grinding rate f diminishes, the necessary time for the chiral symmetry breaking diverges. In fact, only with autocatalysis but without grinding, crystal clusters grow in size as in the normal Ostwald ripening, but cee remains very small, as shown by a pink curve B1 in Fig. 2(a), until the time $\nu_0 t = 7 \times 10^4$. Grinding is essential for the homochirality in crystal growth.

The temporal development of $|\phi|$ is found to be scaled in terms of scaled time t/t_s . In the scaling plot of Fig. 5(a), various simulations at different frequency f/ν_0 between 1 and 0.01, are found to collapse well on a single line. The semi-logarithmic plot in Fig. 5(b) indicates that $|\phi|$ increases exponentially as $|\phi| \sim e^{3(t/t_s - 1)}$.

Conclusion

We have extended the standard lattice gas model of crystal growth to include the processes of molecular chirality conversion and grinding. Simulation studies show that the chirality selection only by Ostwald ripening without grinding is extremely slow, if possible.

Grinding is simulated by cutting and shuffling the system randomly, but grinding alone cannot achieve chirality selection either. For the accomplishment of homochirality, we need "autocatalytic effect" on crystallite surface, in particular on kink sites, where the conversion rate of a molecular chirality is enhanced, as well as grinding. In this way, the exponential approach to homochiral state is realized.

Our model does not directly distribute monomers at the grinding process, but breaking of crystal clusters creates many small fragments, which quickly dissolves into monomers. Monomers thus spread and land on rough surface of relatively large crystal clusters, and thanks to the enhanced rate of chirality change on the crystal surface and kink sites, monomer's chirality conversion in an autocatalytic way. Ultimately, homochiral state is realized very rapidly through this enhanced monomer recycling process.

One has to note that this kind of homochiral state is not the equilibrium state. The latter is the one with only a single large crystal with a minimum surface free energy, and Ostwald ripening describes the relaxation process to it: Homochiral state with many small crystallites has surely an excessive surface free energy. Furthermore, a homochiral state which has configurations similar to that shown in Fig.4b has a higher free energy than the racemic state obtained by changing the chirality of each crystallite randomly; The former state lacks the mixing entropy. Thus, the homochiral state can only be selected when the system is far away from equilibrium, for example driven by grinding in the present case.²²

For the growth of chiral crystals from achiral substrate, as NaClO_3 , one has to include additional constituent, an achiral monomer A, into the system. Instead of the direct chirality conversion between R and S enantiomers in the solution, chirality should appear only when molecules form clusters. At the incorporation stage of an achiral molecule to the cluster, its chirality is determined. When the conversion rate depends on the surrounding, an effective autocatalytic process will be provoked. This is the scenario we study in future in relation to the Viedma's experiment.¹⁰ Extension of the model to three-dimensional case is also an interesting future subject.

Acknowledgement

Y.S. acknowledges discussions with C. Viedma, W. Noorduyn, M. Lahav, M. McBride, A. Commeyras, A. Kagan, K. Soai, K. Asakura and all the participants of the NORDITA workshop on "Origin of Chirality" in 2008, organized by A. Brandenburg and R. Plasson. Y.S. acknowledges support by a Grant-in-Aid for Scientific Research (No. 19540410) from the Japan Society for the Promotion of Science.

References

- 1) L. Pasteur: C. R. Acad. Sci. **26** (1848) 535.
- 2) F. R. Japp: Nature **58** (1898) 452.
- 3) F. C. Frank: Biochim. Biophys. Acta **11** (1953) 459.
- 4) K. Soai, T. Shibata, H. Morioka, and K. Choji: Nature **378** (1995) 767.
- 5) I. Sato, D. Omiya, H. Igarashi, K. Kato, Y. Ogi, K. Tsukiyama, and K. Soai: Tetrahedron: Asymmetry **14** (2003) 975.
- 6) Y. Saito and H. Hyuga: J. Phys. Soc. Jpn. **73** (2004) 33.
- 7) M. Mauksch, S. B. Tsogoeva, I.M. Martynova, and S. Wei: Angw. Chem. Int. Ed. **46** (2007) 393.
- 8) F. S. Kipping and W. J. Pope, J. Chem. Soc. (London) Trans. **73**, 606 (1898).
- 9) D. K. Kondepudi, R.J. Kaufman, and N. Singh: Science **250** (1990) 975.
- 10) C. Viedma: Phys. Rev. Lett. **94** (2004) 065504.
- 11) W. L. Noorduin, T. Izumi, A. Millemaggi, M. Leeman, H. Meekes, W. J. P. van Enckevort, R. M. Kellog, B. Kaptein, E. Vlieg and D. G. Blackmond, J. Am. Chem. Soc. **130**, 1158 (2008).
- 12) W. L. Noorduin, H. Meekes, a. A. C. Bode, W. J. P. van Enckevort, B. Kaptein, R. M. Kellog and E. Vlieg, Cryst. Growth Des. **8**, 1675 (2008).
- 13) R. Becker and W. Döring: Ann. Phys. **24** (1935) 719.
- 14) Y. Saito: *Statistical Physics of Crystal Growth*, (World Scientific, Singapore, 1996).
- 15) W. Ostwald, J. Phys. Chem. **22** (1897) 306.
- 16) M. Uwaha: J. Phys. Soc. Jpn. **73** (2004) 2601.
- 17) M. Uwaha: J. Phys. Soc. Jpn. **77** (2008) 083802.
- 18) Y. Saito and H. Hyuga: J. Phys. Soc. Jpn. **74** (2005) 535.
- 19) Y. Saito and H. Hyuga: J. Phys. Soc. Jpn, **73** (2004) 1685.
- 20) R. Shibata, Y. Saito, and H. Hyuga: Phys. Rev. E **74** (2006) 026117.
- 21) A. Brandenburg and T. Multamaki, Int. J. Astrobiol. **3** (2004) 209.
- 22) R. Plasson, D. K. Kondepudi, H. Bersini, A. Commeyras, and K. Asakura: Chirality **19** (2007) 589.