

X-ray absorption branching ratio in actinides: LDA + DMFT approach

J. H. Shim, K. Haule, and G. Kotliar

Department of Physics, Rutgers University, Piscataway, NJ 08854, USA

(Dated: February 20, 2024)

To investigate the x-ray absorption (XAS) branching ratio from the core 4d to valence 5f states, we set up a theoretical framework by using a combination of density functional theory in the local density approximation and Dynamical Mean Field Theory (LDA + DMFT), and apply it to several actinides. The results of the LDA + DMFT reduces to the band limit for itinerant systems and to the atomic limit for localized f electrons, meaning a spectrum of 5f itinerancy can be investigated. Our results provides a consistent and unified view of the XAS branching ratio for all elemental actinides, and is in good overall agreement with experiments.

PACS numbers: 78.70.Dm, 71.10.-w, 71.27.+a

Understanding the physics of elemental actinide solids is an important issue for many body physics as well as for applications in nuclear power generation. In the early actinides, the f electrons behave as waves delocalized through the crystal, while in the late actinides, the f electrons behave as particles localized around each atom. Plutonium is near the localization-delocalization edge separating these two regimes. X-ray absorption (XAS) from the core 4d to the valence 5f in conjunction with atomic physics calculations has been a powerful probe of the evolution of the valence and the strength of the spin-orbit coupling across the actinide series.

A large number of spectroscopies have been applied to this problem. For example, photoemission spectroscopy of Pu, has revealed a multiple-peak structure in the occupied part of the density of states^{1,2,3}. A combination approach of local density approximation (LDA) and Dynamical Mean Field Theory (LDA + DMFT) has allowed the interpretation of these features in terms of f electrons which are delocalized at low frequencies with a mixed valent electron count⁴. Other interpretations of Pu spectroscopies using LDA + DMFT with other impurity solvers have been presented recently^{5,6,7}.

High-energy probes such as electron energy-loss spectroscopy (EELS) or x-ray absorption spectroscopy (XAS) constitute a different set of spectroscopies which have been intensively used to study the electronic structure of the actinide series^{8,9,10,11,12,13,14}. These experimental works, combined with theoretical calculations exploiting a powerful sum rule, and the electronic structure of the atom has yielded valuable insights on the degree of localization of valence 5f electrons in actinides^{8,9,10} as well as the spin-orbit strength^{8,10,11}.

Here we address the computation of the branching ratio within DMFT. There are several motivations for this study. 1) While the atomic multiplet approach of Ref. 12 describes very successfully the majority of the data in the late actinides, it is restricted to the case that the f electrons are strictly localized. It is therefore useful to extend this approach by embedding it in a more general method that captures the itinerant limit as well. 2) Many other spectroscopies of the actinides such as photoemission spectroscopies are not well described by a localized

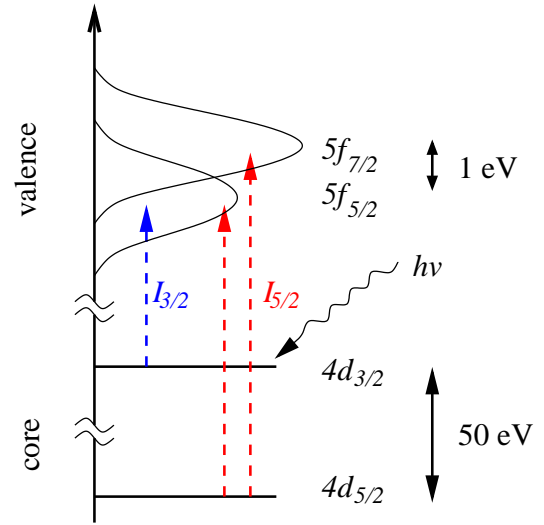


FIG. 1: Schematic diagram of the XAS from core 4d to valence 5f transition. The absorption intensity $I_{5/2}$ and $I_{3/2}$ correspond to $4d_{5/2} \rightarrow 5f_{5/2,7/2}$ and $4d_{3/2} \rightarrow 5f_{5/2}$ transitions, respectively. The core levels are clearly discretized by $4d_{3/2}$ and $4d_{5/2}$ level, but the valence levels are overlapped between $5f_{5/2}$ and $5f_{7/2}$ level due to multiplet splittings and electron itinerancy.

model. LDA + DMFT provides a unified picture which reconciles the results of high-energy and low-energy spectroscopies. In physical terms, DMFT can describe the low-energy part of the excitations as itinerant, and the high-energy excitations as localized. Different spectroscopies weight different parts of the spectra. It is useful to incorporate the XAS branching ratio in the general LDA + DMFT formalism to achieve a unified interpretation of high energy and low energy spectroscopies. 3) The branching ratio can be expressed as a ratio of two quantities, one involving the spin-orbit coupling and the other involving the f occupation. Therefore a proper theoretical interpretation of the experiments requires the evaluation of these two quantities. Until now, experimentally the occupancies were determined to be in an interval of allowed values. XAS and EELS experiments

were used to constrain the variations of the spin-orbit coupling for that range of occupancies.

Figure 1 shows a schematic diagram of the 4d ! 5f transition in XAS. K. Moore and collaborators have shown that EELS experiments give equivalent information^{15,16}. One envisions a large splitting due to spin-orbit coupling of the core levels. The electric-dipole selection rule (j = 0; 1), gives rise to two absorption lines : I₅₌₂ (4d₅₌₂ ! 5f_{5=2,7=2}) and I₃₌₂ (4d₃₌₂ ! 5f₅₌₂). The branching ratio B is defined by B = I₅₌₂/(I₅₌₂ + I₃₌₂).

When the spin-orbit splitting in the valence band is negligible in comparison with the different sources of broadening (due to multiplet splittings or electron itineracy) shown schematically in Fig. 1, we can neglect the spin-orbit splitting in the final states and the branching ratio B is given by a statistical value of 3/5, which reflects the relative degeneracies of the initial states. Hence the branching ratio is a probe of the strength of the spin-orbit coupling^{8,10,11}.

Detail calculations based on the isolated atomic model were shown to be consistent with the experimental result of the late actinides. However, deviations get larger when the system becomes delocalized as in U and Np. Due to the delocalization, the spin-orbit strength is apparently suppressed. We will show that although LDA is a proper approximation for describing many properties of itinerant system, it underestimates the experimental results of early actinides. So more realistic theoretical model, which can treat both the atomic and itinerant physics, is needed. The LDA+DMFT method is the most promising method for this purpose.

The spin-orbit sum-rule has been fully derived in the pioneering work of van der Laan, Thole and collaborators^{12,17,18,19}, and applied to numerous systems. (for recent review, see Ref. 15.) Here we summarize the main steps of their derivation, indicating the places where the atoms are considered in a solid state environment, and where a treatment going beyond band theory and atomic multiplet physics, such as Dynamical Mean Field Theory (DMFT) is required.

The X-ray absorption resulting from a core-valence transition, is described by a term in the Hamiltonian that couples the electromagnetic field to a transition operator T_q, which in the electric dipole approximation is given by:

$$T_q = \sum_i T_q(i); \quad (1)$$

T_q(i) is the atomic operator at site i. We consider transition from a core level denoted by j_c (= l_c s) to the partially occupied valence levels denoted by j_v (= l_v s) with absorption of q polarized light.

$$T_q(i) = \sum_{m_v m_c} h l_v s; j_v m_v j_q j_c s; j_c m_c | f_{j_v m_v}^y d_{j_c m_c} | \quad (2)$$

where d_{j_c m_c} is the annihilation operator of a core electron and f_{j_v m_v}^y is the creation operator of a valence electron.

The matrix element can be given as a product of a reduced matrix element containing a radial integral and an angular dependent part²⁰.

$$h l_v s; j_v m_v j_q j_c s; j_c m_c | = (-1)^{j_v - j_c} [l_v l_c j_c]^{1/2} \begin{matrix} j_c & 1 & j_v \\ l_v & s & l_c \end{matrix} \begin{matrix} j_c & 1 & j_v \\ m_c & q & m_v \end{matrix} h l_v s j_q j_c s i; \quad (3)$$

where [a;b] is shorthand for (2a+1)(2b+1). Here, we used the Wigner-Eckart theorem. Because we are interested in the transition of given core (l_c) and valence (l_v) states, we will omit the reduced matrix element below.

When we consider the isotropic spectrum, where the light polarizations are averaged, the absorption intensity summed over the final states j_fi from a many-electron ground state j_gi is

$$I = \sum_q \sum_{j_g} \sum_{j_f} h j_g T_q^y j_f | h j_g T_q j_f | j_g i \\ = \sum_{q m_v m_c} \sum_{j_g} h l_v s; j_v m_v j_q j_c s; j_c m_c | f_{j_v m_v}^y d_{j_c m_c} | h l_v s; j_v m_v j_q j_c s; j_c m_c | \quad (4)$$

Here we assume that the interference terms (h T_q(i) T_q(j) i, i ≠ j) are negligible which is a valid assumption when the core electron states are effectively localized. Since j_gi does not contain holes in the core level, the core shell operators are removed by d_{j_c m_c}^y j_gi = 0, and the creation-annihilation term in the intensity can be obtained as

$$h l_v s; j_v m_v j_q j_c s; j_c m_c | f_{j_v m_v}^y d_{j_c m_c} | = h f_{j_v m_v}^y d_{j_c m_c} | i_{m_c m_c} | \quad (5)$$

Where we neglected the core valence hybridization and we neglect the core-hole valence interaction, which is a reasonable approximation in 4d ! 5f transition.⁸

Combining Eqs. (3)-(5), the dipole transition probability is

$$I = [l_v l_c j_c] \sum_{m_c q} \begin{matrix} j_c & 1 & j_v \\ l_v & s & l_c \end{matrix}^2 \sum_{m_v} h f_{j_v m_v}^y d_{j_c m_c} | i_{m_c m_c} | \\ = [l_v l_c j_c] \sum_{l_v s l_c} \begin{matrix} j_c & 1 & j_v \\ l_v & s & l_c \end{matrix}^2 h m_{j_l}^h i; \quad (6)$$

We have used the normalization condition.

$$\sum_{m_c q} \begin{matrix} j_c & 1 & j_v \\ m_c & q & m_v \end{matrix} \begin{matrix} j_c & 1 & j_v \\ m_c & q & m_v \end{matrix}^0 = [j_v]^{-1} j_v j_v^0 m_v m_v^0 \quad (7)$$

We consider the dipole transition from core 4d states (j_c = 2 ! 1=2) to valence 5f states (j_v = 3 ! 1=2). Using

the relevant values of 6-j symbol in Eq. (5), the absorption intensity for each transition is given as

$$I_{3=2} = I(4d_{3=2} \rightarrow 5f_{5=2}) = h_{5=2}^h i(2l_v + 1)(l_v - 1); \quad (8)$$

$$\begin{aligned} I_{5=2} &= I(4d_{5=2} \rightarrow 5f_{5=2}) + I(4d_{5=2} \rightarrow 5f_{7=2}) \\ &= h_{5=2}^h i + h_{7=2}^h i(2l_v - 1); \quad (9) \end{aligned}$$

The branching ratio for $4d \rightarrow 5f$ transition is given as

$$B = \frac{I_{5=2}}{I_{5=2} + I_{3=2}} = \frac{h_{7=2}^h i + h_{5=2}^h i(2l_v - 1)}{h_{7=2}^h i + h_{5=2}^h i} \quad (10)$$

For the valence states of orbital angular momentum l , the expectation value of the angular part of the spin-orbit interaction is related to the electron occupation numbers h_j of the total angular momentum levels $j = l - 1, l, l + 1$.

$$\begin{aligned} \sum_{i \in f} h_i s_i &= \sum_{j=j} h_j i(j+1) - l(l+1) \quad \frac{3}{4} \\ &= (l+1)h_j i + l h_{j+1} i; \quad (11) \end{aligned}$$

Using the definitions $h^h i = h_{5=2}^h i + h_{7=2}^h i$ and Eq. (11), the spin-orbit sum rule for $4d \rightarrow 5f$ transition is given by

$$B = \frac{3}{5} \frac{4}{15 h^h i} \sum_{i \in 5f} h_i s_i; \quad (12)$$

While we have made the assumption that the core electrons are localized, this assumption is not necessary for the valence f electrons. Therefore under the conditions stated before, the sum rule is valid not only in atomic system but also in solid system, and the spin-orbit strength can be estimated from the partial occupancy of valence states at a given site, theoretically. It also shows that the angular part of the spin-orbit strength is linearly related to the branching ratio in XAS and EELS^{12,17,18,19}.

To obtain the spin-orbit strength and branching ratio, we calculated the partial occupancies h_j in solid system by using the LDA and LDA+DMFT method²¹. We use a relativistic version of the linearized muffin-tin orbital (LMTO) method for LDA calculations²². In LDA+DMFT method, the itinerant sp electrons are treated using LDA, and the strongly correlated f electrons are considered in DMFT approach, which maps a lattice problem to a single impurity problem in a self-consistent electronic bath^{21,23}. To solve the impurity problem, we used the vertex corrected one-crossing approximation²¹, and the results are further cross-checked by the continuous time quantum Monte Carlo method²⁴. The Slater integrals F^k ($k = 2, 4, 6$) and spin-orbit coupling constants are computed by Cowan's atomic Hartree-Fock (HF) program with relativistic corrections²⁵. We scale the Slater integrals by 70% to account for the screening of the solid. We take Coulomb U

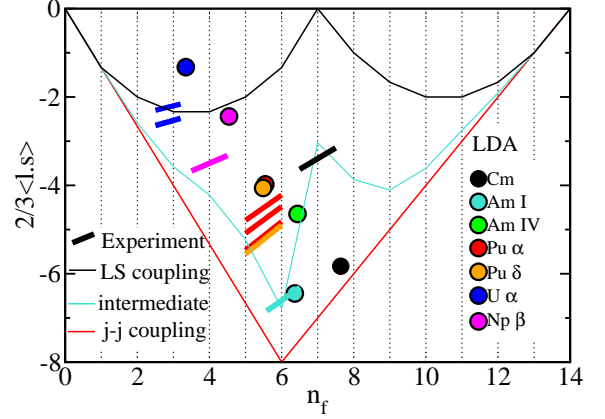


FIG. 2: The LDA expectation value of the angular part of the spin-orbit interaction. The LDA results are denoted by circles for actinide elements as a function of the 5f electron count (n_f). Paramagnetic phase is considered in all cases. Corresponding experimental data are denoted by the same color of dashes. The three common angular momentum coupling schemes are shown: LS, jj, and intermediate coupling schemes.

interaction $U = 4.5$ eV for actinide elements and 8.0 eV for oxides. We used an fcc structure for Pu, Am, and Cm with corresponding volume of each phase, while - and - phases are used for U and Np, respectively.

When the atomic interactions are turned off, the LDA+DMFT method reduces to the LDA method. Since there has not been a systematic study of how this method fares vis a vis the branching ratio, we include some LDA results in our study. In Fig. 2, we show the branching ratio of actinide elements obtained by the LDA method and compare to corresponding experimental data. We also show results for the three common angular momentum coupling schemes: LS (Hund's rule is dominant), jj (spin-orbit interaction is dominant), and intermediate coupling scheme (obtained from isolated atomic limit). The intermediate coupling scheme shows a good agreement with experimental results of late actinide elements, Am and Cm. In Ref. 11, the calculated value of Cm metal overestimates the experimental value. In our result, it shows better agreement with experiment because we scaled the Slater integrals by 70%, which slightly moves the intermediate coupling scheme toward jj coupling scheme compared to the scaling of 80%. The conventional value 80% is reasonable approximation for very localized system such as oxides. However, smaller values are necessary for very itinerant systems. For example, for transition metal elements, the scaling factor is drastically decreased for better description of spectroscopy²⁷. As pointed out by Refs. 8,9 for -U, and Ref. 10 for -Np, these metals deviate from the intermediate coupling scheme, which means these systems are delocalized and the effective spin-orbit strength decreases.

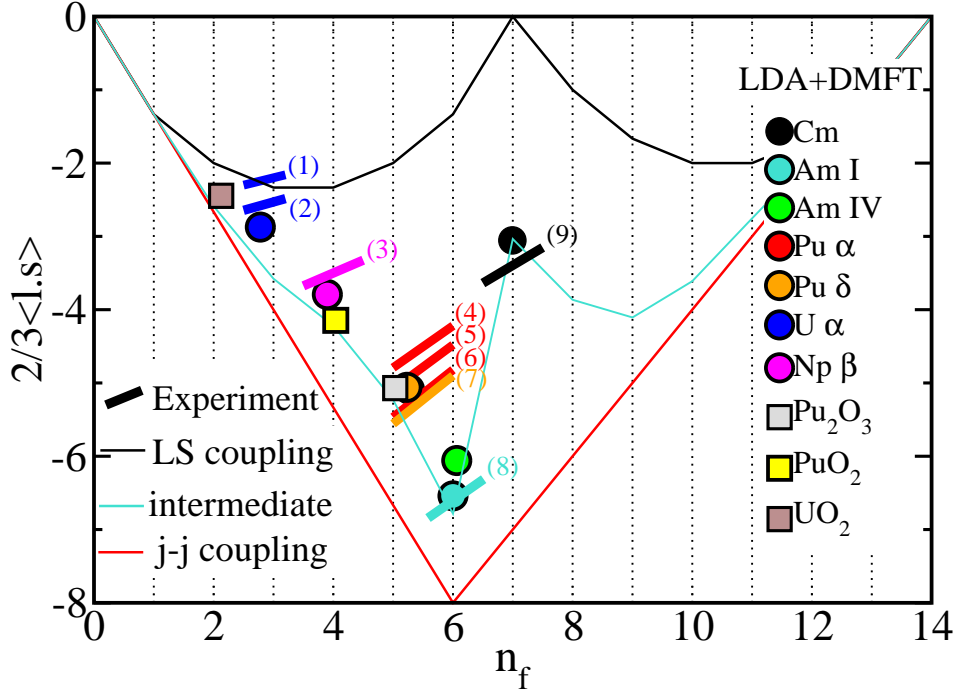


FIG. 3: The LDA+DMFT expectation value of the angular part of the spin-orbit interaction. The LDA+DMFT results are denoted by circles and rectangles for actinide elements and oxides, respectively. The experimental results obtained from EELS and XAS are denoted by thick dashes (1-8), because the number of electrons are not defined in the experiments. (1) -U XAS²⁶, (2) -U EELS^{8,13}, (3) -Np XAS¹⁰, (4) -Pu XAS⁸, (5) -Pu EELS⁸, (6) -Pu EELS¹³, (7) -Pu EELS¹³, (8) Am I EELS¹¹, (9) Cm EELS¹¹.

The LDA results are in overall disagreement with experimental data and the intermediate coupling scheme. From U to Pu the spin-orbit strength is much underestimated. Due to the overestimated band width of the LDA method, the spin-orbit strength of the actinide element is considerably suppressed compared to the atomic cases. Only Am is well described by the LDA method due to its special configuration. There is an optimal spin-orbit stabilization of Am f^6 configuration, which gives clear splitting of occupied $j = 5=2$ and unoccupied $j = 7=2$ states in LDA density of states. Our results show that the LDA description of the branching ratio is not proper for actinide elements, as shown in Fig. 2.

Figure 3 shows the branching ratio obtained by the LDA+DMFT calculation. Our results are in good agreement with experimental results of all actinide elements. The branching ratio of late actinides, Am and Cm, are in good agreement with the intermediate coupling scheme as experimental data. In well localized system, only single atomic multiplet configuration is occupied and the system can be well approximated by an atomic problem, which is the intermediate coupling scheme. On the other hand, as the system is delocalized the f electrons be-

come fluctuating between various atomic configurations and exchanging electrons with the surrounding medium. As a result, the spin-orbit strength is suppressed and the branching ratio moves from the intermediate scheme towards the LS coupling scheme. Note that the value for U and Np in Fig. 3 is further away from the intermediate coupling scheme than late actinides. Also note that this is not a competition between the spin-orbit interaction and the Hund's rule coupling. This is the competition between the spin-orbit interaction and the delocalization. If the system is fully delocalized, the spin-orbit strength goes to zero and the branching ratio is just statistical value of $3/5$. According to our plot, -Pu also deviates from the intermediate coupling scheme, hence this system is partly itinerant. This deviation becomes larger for earlier actinides such as Np and U.

Our results for U and Np slightly overestimate the spin-orbit strength measured in experiments. Here, we neglected the interference effect between different sites in the description of core-valence transition as explained in Eq. (4). In the impurity problem, we use the one crossing approximation method, which might overestimate the delocalization of f electrons because it is based on the local

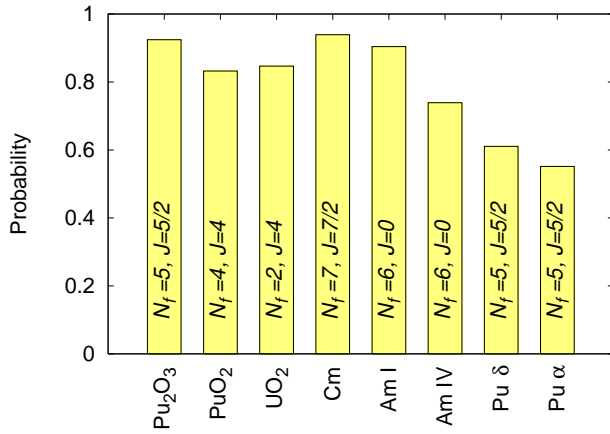


FIG. 4: Probability of the most occupied atomic ground state multiplet. The height of the peak corresponds to the fraction of the time the f electrons of the solid spends in the given atomic multiplet, denoted by the $5f$ electron count N_f and the total spin J of the atom.

atomic description. Also, the on-site Coulomb interaction U should be smaller than 4.5 eV for rather itinerant system, $-U$ and $-N_p$. By improving those effects, LDA+DMFT can give more delocalized branching ratio behavior.

We also investigate the change of spin-orbit strength under pressure, which are not available in atomic calculation. The volume of -Pu and Am IV is highly suppressed by 25% and 40% compared to the volume of -Pu and Am I , respectively. The difference of n_f and the branching ratio between -Pu and -Pu is almost negligible and hard to detect, similar to EELS experiments^{13,15}. On the other hand, there is a noticeable change between Am I and Am IV . There is a transition from optimal spin-orbit stabilization for f^6 to optimal exchange interaction stabilization for f^7 configuration¹¹. This transition induces a significant change in branching ratio between Am I and Am IV only with slight change of n_f .

The branching ratio shows systematic deviation from atomic calculation across the actinide series. Figure 4 shows the probability of the most occupied ground state multiplet for each element. The branching ratio of Cm and Am are very close to the atomic case, because the probability of the f^7 (f^6) ground state is 95% (90%) in valence histogram⁴, which reflects almost atomic ground states. As the atomic number is decreased, the system becomes delocalized, and the spin-orbit strength is decreased. In early actinides, the $5f$ electrons are delocalized and they are distributed over various atomic configurations and not only in the ground state atomic multiplet. Note that -Pu already shows deviation from localized states, as discussed in the suppressed spin-orbit strength of -Pu . Under pressure, the $5f$ electrons are delocalized, and the probability of atomic ground state multiplet is decreased as shown in Am IV and -Pu .

Finally we also study actinide oxide systems Pu_2O_3 , PuO_2 , and UO_2 . These materials are very important because they are used in nuclear fuels for energy generation. LDA+DMFT predicts that these materials are localized. As shown in Fig. 3 their branching ratios are consistent with the intermediate coupling scheme. The calculated n_f indicates that trivalent metal ion in Pu_2O_3 and tetravalent metal ion in PuO_2 and UO_2 , which shows that these systems can be described by ionic system rather than metallic or covalent system. Recent experiments on the $4d \rightarrow 5f$ transition in EELS show that the branching ratio of UO_2 and PuO_2 are similar to that of -U and -Pu , respectively and it has been suggested that these actinide dioxides have covalent metal-oxide bonding, and the number of f electrons can become non-integer number¹³. However, unpublished EELS results of the $5d \rightarrow 5f$ transition in UO_2 and PuO_2 suggest the bonding is indeed ionic with a near integer change in $5f$ occupancy²⁸. So, further experimental work is required to investigate why the $5d$ and $4d$ spectra show ionic and covalent bonding nature, respectively.

Acknowledgment: We acknowledge useful discussions with K. T. Moore.

- ¹ A. J. Arko et al, Phys. Rev. B 62, 1773 (2000).
- ² J. G. Tobin et al, Phys. Rev. B 68, 155109 (2003).
- ³ T. G. Ouder et al, Phys. Rev. B 71, 165101 (2005).
- ⁴ J. H. Shim, K. Haule, and G. Kotliar, Nature 446, 513 (2007).
- ⁵ A. Shick et al, Europhys. Lett. 77, 17003 (2007).
- ⁶ J. X. Zhu et al, Phys. Rev. B 76, 245118 (2007).
- ⁷ C. A. Marianetti, K. Haule, G. Kotliar, and M. J. Fluss, Phys. Rev. Lett. 101, 056403 (2008).
- ⁸ G. van der Laan et al, Phys. Rev. Lett. 93, 097401 (2004).
- ⁹ J. G. Tobin et al, Phys. Rev. B 72, 085109 (2005).
- ¹⁰ K. T. Moore, G. van der Laan, M. A. Wall, A. J. Schwartz, and R. G. Haire, Phys. Rev. B 76, 073105 (2007).
- ¹¹ K. T. Moore et al, Phys. Rev. Lett. 98, 236402 (2007).
- ¹² G. van der Laan and B. T. Thole, Phys. Rev. B 53, 14458

- (1996).
- ¹³ K. T. Moore et al, Phys. Rev. B 73, 033109 (2006).
- ¹⁴ M. T. Butterfield, K. T. Moore, G. van der Laan, M. A. Wall, and R. G. Haire, Phys. Rev. B 77, 113109 (2008).
- ¹⁵ K. T. Moore and G. van der Laan, arXiv:0807.0416 (2008).
- ¹⁶ K. T. Moore et al, Philos. Mag. 84, 1039 (2004).
- ¹⁷ B. T. Thole and G. van der Laan, Phys. Rev. B 38, 1358 (1988).
- ¹⁸ G. van der Laan and B. T. Thole, Phys. Rev. Lett. 60, 1977 (1988).
- ¹⁹ B. T. Thole and G. van der Laan, Phys. Rev. A 38, 1943 (1988).
- ²⁰ G. van der Laan, Phys. Rev. B 57, 112 (1998).
- ²¹ G. Kotliar et al, Rev. Mod. Phys. 78, 865 (2006).
- ²² S. Y. Savrasov, Phys. Rev. B 54, 16470 (1996).

- ²³ A .G eorges, G .K otliar, W .K rauth, and M .J. Rozenberg, Rev. Mod. Phys. 68, 13 (1996).
- ²⁴ K .H aule, Phys. Rev. B 75, 155113 (2007).
- ²⁵ R .D .C owan, The Theory of Atomic Structure and Spectra (Univ. California Press, Berkeley, 1981).
- ²⁶ G .K alkowski, G .K aindl, W .D .B rewer, and W .K rone, Phys. Rev. B 35, 2667 (1987).
- ²⁷ G .van der Laan, Phys. Rev. B 51, 240 (1995).
- ²⁸ K .T .M oore, (personal communication).