

# Active motions of Brownian particles in a generalized energy-depot model

Yong Zhang\* and Chul Koo Kim†

*Institute of Physics and Applied Physics, Yonsei University, Seoul 120-749, Korea*

Kong-Ju-Bock Lee‡

*Department of Physics, Ewha Womans University, Seoul 120-750, Korea and*

*School of Physics, Korea Institute for Advanced Study, Seoul 130-722, Korea*

(Dated: February 10, 2022)

We present a generalized energy-depot model in which the conversion rate of the internal energy into motion can be dependent on the position and the velocity of a particle. When the conversion rate is a general function of the velocity, the active particle exhibits diverse patterns of motion including a braking mechanism and a stepping motion. The phase trajectories of the motion are investigated in a systematic way. With a particular form of the conversion rate dependent on the position and velocity, the particle shows a spontaneous oscillation characterizing a negative stiffness. These types of active behaviors are compared with the similar phenomena observed in biology such as the stepping motion of molecular motors and the amplification in hearing mechanism. Hence, our model can provide a generic understanding of the active motion related to the energy conversion and also a new control mechanism for nano-robots. We also investigate the noise effect, especially on the stepping motion and observe the random walk-like behavior as expected.

PACS numbers: 87.10.+e, 05.45.-a, 47.35.-i

## I. INTRODUCTION

Active motion is a phenomenon found ubiquitously in nature ranging from the colony organization of microorganism, biological springs, molecular motors, nano-robotics [1, 2, 3, 4, 5], a flocking of fish and birds to swarming of small insects [6, 7]. All of these types of active motions need processes of energy supply, conversion to motion, and resupply for repeated motions. To describe these processes, an energy depot model was introduced by Schweitzer *et. al* [8, 9]. In the energy depot model, supplied energy is able to induce effectively a negative friction in a certain range of velocity yielding an active motion. This model was successfully applied to a wide variety of active motions [3, 4, 8, 9, 10, 11, 12] mainly assuming that the energy conversion rate into the motion depends only on the quadratic form of the velocity. This success of the quadratic energy conversion rate model immediately raises the possibility that other diverse active motions can be induced, when the energy conversion rate contains various terms in velocity including the quadratic one.

Another motivation for the present study originates from the fields of nano-robotics and artificial molecular motions [5, 13]. Rapid developments in these area require diverse controlling technology for energy conversion for intended purpose. Although it is still at a primitive stage at present, control of the energy conversion will become fine-tuned in the near future so that any desired motion could be selectively achieved. Motivated by these considerations, we consider various forms of the conversion rate of the internal energy into a motion in this paper. Hence our work provides a correlation between the form of energy conversion and the active motion.

In the following sections, we introduce our generalized energy depot model in detail and consider various forms of the conversion rate which could induce diverse active motions including a braking mechanism applicable to nonlinear compressive behavior of basilar membrane in the inner ear [14], a directed stepping motion shown in the molecular motor systems [15, 16, 17], or a phenomenon of negative stiffness for oscillatory system such as the hair bundle in mammals [18]. Concluding remarks will follow.

---

\*Electronic address: xyzhang@phy.yonsei.ac.kr

†Electronic address: cckim@yonsei.ac.kr

‡Electronic address: kjblee@ewha.ac.kr

## II. GENERALIZED ENERGY DEPOT MODEL

A Brownian particle moving in an external force  $f(x)$  is governed by the Langevin equation,

$$m \frac{dv}{dt} = -\mu_0 v + f(x) + \sqrt{2k_B T \mu_0} \zeta(t), \quad (1)$$

where  $m$  is the mass,  $v$  the velocity of the particle,  $\mu_0$  the friction coefficient,  $T$  the temperature, and the white noise,  $\zeta(t)$  satisfies  $\langle \zeta(t) \rangle = 0$  and  $\langle \zeta_i(t) \zeta_j(t') \rangle = \delta_{ij} \delta(t - t')$ . The passive motion can be converted to the active motion when the internal energy depot is introduced. The internal energy of the depot,  $e(t)$ , is regarded as an additional degree of freedom for each particle. The energy balance equation for the depot can be described as [9]

$$\alpha \frac{de(t)}{dt} = q(x) - ce(t) - d(x, v)e(t), \quad (2)$$

where  $\alpha$  is the timescale of relaxation of the depot,  $q$  the rate of the energy influx to the depot,  $c$  the rate of energy dissipation of the depot,  $d(x, v)$  the conversion rate of the internal energy into motion.  $\alpha = 1$  means that the depot reacts with a time lag and  $\alpha \rightarrow 0$  that the depot adapts very fast (adiabatic approximation). We note that the conversion rate of the internal energy into motion can be, in general, a function of both velocity and position of the particle, which contains various combinations of the two variables [8, 9, 19, 20]. In order to understand the roles of individual terms, we expand  $d(x, v)$  as follows,

$$d(x, v) = \sum_{i,j=0}^{\infty} a_{i,j} x^i v^j. \quad (3)$$

We can choose  $a_{0,0} = 0$  since the effect of constant conversion rate can be merged into the constant dissipation rate.

Consequently, the Langevin equation for an active Brownian particle is written as

$$\begin{aligned} m \frac{dv}{dt} &= -\mu_0 v + f(x) + F_{active} + \sqrt{2k_B T \mu_0} \zeta(t), \\ &= -\mu(x, v) v + f(x) + \sqrt{2k_B T \mu_0} \zeta(t), \end{aligned} \quad (4)$$

where  $F_{active} = d(x, v)e(t)/v$  and  $\mu(x, v) = \mu_0 - d(x, v)e(t)/v^2$ . The above equations are intuitive in a sense that the Brownian particle is governed by an extra active force or that the friction is modified to depend on the space and velocity, when external energy is supplied. It is noticeable that the effective friction can be negative or larger than the normal friction  $\mu_0$ . The effective friction will be discussed in the next section in detail.

In this paper,  $q$  and  $c$  are assumed to be constant for simplicity and main focus is given on the effect of the conversion rate. For this purpose, we consider the conversion rate  $d(v)$  depending only on the velocity first and  $d(x, v)$  in a special form later. Even when only velocity-dependent conversion rate is considered, diverse properties can be discussed such as the motion with a braking mechanism, the stability of fixed points, and a stepping motion. A special form of  $d(x, v)$  is chosen to describe a possibility of a negative stiffness.

## III. MOTION WITH A BRAKING MECHANISM

The active Brownian particle with  $d(v) \sim v^2$  has been previously treated in detail and it is shown that the friction can be effectively negative when the particle moves slowly and increases only up to  $\mu_0$  as the particle moves faster [8, 9]. Hence, for an active particle with  $d(v) \sim v^2$ , speed can be increased without any limit. Since such an excessive speed can damage living organisms, it may be possible that a living organism is equipped with a protective mechanism to prevent damage from excessive movement or energy pumping, especially in underdamped oscillating systems. Also, in nano-robotics, adoption of this type of protective mechanism may be not only helpful to control the movement, but also essential to safeguard the mechanism from overdriving. Thus, study on contributions from higher order velocity terms are highly desirable.

Motivated from these arguments, we first study a symmetric form including up to a fourth order term in the conversion rate of the internal energy into motion. Hence,

$$d(v) = a_{0,2} v^2 + a_{0,4} v^4, \quad (5)$$

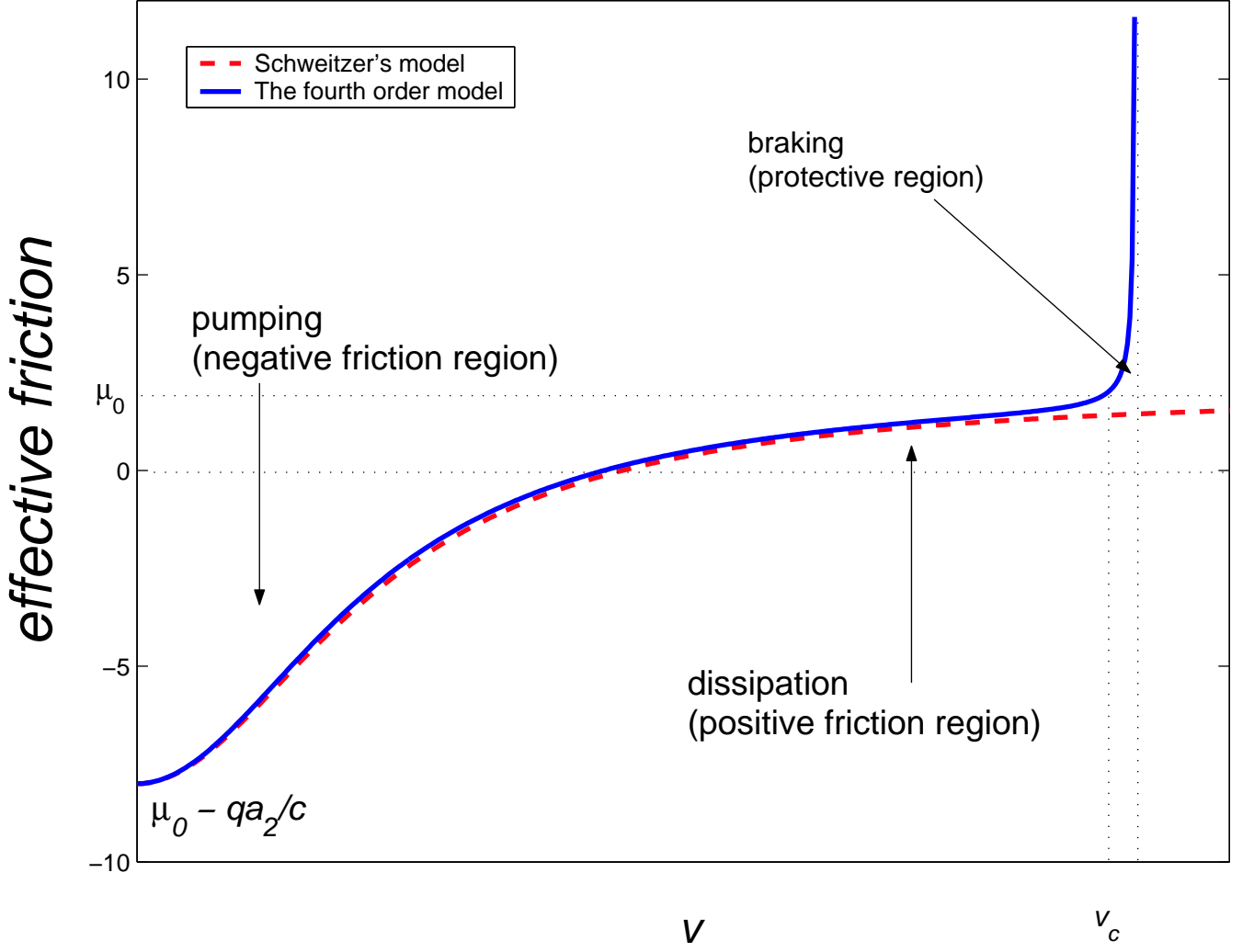


FIG. 1: (color online) An illustration of the effective friction as a function of the velocity. Solid line shows the effect of the fourth order term in the conversion rate, compared with the Schweitzer's result in dashed line.  $q = 10$ ,  $\mu_0 = 2.0$ ,  $v_c = 5.0$  and  $a_{0,2}/c = 1$  are used for the numerical calculation.

where the positive (negative)  $a_{0,4}$  increases (decreases) the kinetic energy of the particle. Since we are interested in the braking mechanism, only the negative case will be treated. By introducing a critical velocity,  $v_c = \sqrt{a_{0,2}/|a_{0,4}|}$ , the conversion rate is rewritten as

$$d(v) = a_{0,2}v^2 \left( 1 - \frac{v^2}{v_c^2} \right). \quad (6)$$

It implies that the energy depot reabsorbs the kinetic energy when the velocity goes beyond the critical velocity. This mechanism is analogous to the regenerative-brake system in automobiles and electric vehicles [21]. It is shown that this regenerative-braking can not only control the motion more effectively, but also save energy for operation. Thus, we name this fourth-order model as a Brownian energy depot model with a braking mechanism.

To describe the effect of the fourth order term in the conversion rate, let us consider an adiabatic approximation,  $\alpha \rightarrow 0$ , in which the energy depot adapts very fast. The adiabatic solution of the internal energy of depot yields [9]

$$e(t) = \frac{q}{c + a_{0,2} (1 - v^2/v_c^2) v^2}. \quad (7)$$

Hence the effective friction coefficient becomes

$$\begin{aligned}\mu(v) &= \mu_0 - \frac{d(v)}{v^2}e(t) \\ &= \mu_0 - \frac{qa_{0,2}(1 - v^2/v_c^2)}{c + a_{0,2}(1 - v^2/v_c^2)v^2}.\end{aligned}\tag{8}$$

Note that  $\mu(v_c) = \mu_0$ . The effective friction describes three different situations ; (i) pumping where  $\mu(v) < 0$ , (ii) dissipation where  $0 < \mu(v) < \mu_0$ , and (iii) protection where  $\mu_0 < \mu(v)$ . The particle cannot speed up when the velocity exceeds the critical velocity in this model, since the fourth order term in the conversion rate induces sufficiently large friction to the particle. Superficially, the present model appears to be similar to the Rayleigh model [22], but with different interpretations.

We believe that the newly introduced braking mechanism may offer a plausible way to discuss any underdamped motions and protection from any overreacting motion in living organisms and nano-robotics. Recently by adopting this mechanism to the active oscillation of the basilar membrane (BM) in the mammalian ear, we could successfully explain the known experimental results and the noise amplification in cochlea [14].

#### IV. STABILITY OF FIXED POINTS

So far, we have restricted the conversion rate  $d(v)$  to be symmetric in the velocity. However, the active particles generally possess polarities in their motions [5, 13, 15, 16, 17]. The polarity of the motion is originated from the external force or/and the asymmetric conversion rate. To discuss the generic polarity of the motion, in this section, we consider a general form of  $d(v)$ ,

$$d(v) = a_{0,1}v + a_{0,2}v^2 + a_{0,3}v^3 + a_{0,4}v^4 + \dots\tag{9}$$

It is expected that inclusion of these odd terms allows the active particles perform polarized motions as observed in molecular motors such as kinesin and dynein. Now, it is worth to analyze the deterministic dynamics in the  $\{v, e\}$  phase space which is governed by

$$\begin{aligned}\dot{v} &= -\frac{\mu_0}{m}v + \frac{f}{m} + \frac{d(v)}{mv}e, \\ \dot{e} &= q - ce - d(v)e,\end{aligned}\tag{10}$$

where the depot takes time to be filled with energy ( $\alpha = 1$ ). It is well known that long time behavior of a two-dimensional continuous dynamical system possesses only fixed points and limit cycles [23]. Although it is not possible to describe the solution analytically, local stability for existing fixed points can be analyzed through the Jacobian matrix and its eigenvalues [9, 23]. In the following, we discuss the stability of the fixed points obtained numerically for various values of  $a_{i,j}$ . For the numerical calculation,  $m = 1$ ,  $q = 10$ ,  $c = 0.01$  and  $\mu_0 = 20$  are used.

Table I shows the bifurcation with the variation of  $a_{0,3}$  when we consider the conversion rate only up to the third order of velocity and there is no external force. There is always at least one stable fixed point or stable focal fixed point in the  $\{v, e\}$  space. The trajectories initiated around the stable fixed point or stable focal fixed point are finally localized at this fixed point. When  $-0.16 < a_{0,3} < 0.16$ , there are two stable focal points. On the other hand, a limit cycle appears if  $a_{0,3} \geq 0.16$ . In Fig. 2, we show several phase trajectories on the phase space,  $\{v, e\}$  for several values of  $a_{0,3}$  which describe different classifications of fixed points as listed in Table I. Here, we note that overall behavior of this system is not much sensitive to variations of  $a_{0,1}$ .

To see the pattern of motion for the limit cycle, we replot the phase diagram for  $a_{0,3} = 1.2$  in Fig. 3(a) with corresponding  $v(t)$  and  $x(t)$  in Fig. 3(b) and (c), respectively. It shows that the quasi-triangle shaped limit cycle corresponds to a step-by-step movement of the particle (solid line) while the stable fixed point does to a smooth movement (dashed line). The direction of motion depends on the initial velocity. We will discuss this stepping motion in detail later because it may be applicable to the molecular motor systems in biology.

Now, we include the fourth order term in the conversion rate,  $d(v)$  and analyze the classification of the fixed points as  $a_{0,4}$  is varied.

$$d(v) = a_{0,1}v + a_{0,2}v^2 + a_{0,3}v^3 + a_{0,4}v^4.\tag{11}$$

For the numerical analysis, we use  $a_{0,1} = 0.0002$ ,  $a_{0,2} = 2.0$ ,  $a_{0,3} = 1.2$ , and  $f = 0$ . We will discuss the effect of the external force later.

TABLE I: Bifurcation with a variation of  $a_{0,3}$ , when  $d(v) = a_{0,1}v + a_{0,2}v^2 + a_{0,3}v^3$ ,  $a_{0,1} = 0.0002$ ,  $a_{0,2} = 2.0$ , and  $f = 0$ . (+/-) denotes positive/negative velocity.

Range of $a_{0,3}$	Classification of the fixed point(s)
$a_{0,3} \leq -0.93$	<ul style="list-style-type: none"> <li>· one unstable focal fixed point (-)</li> <li>· one saddle point (-)</li> <li>· one stable fixed point (+)</li> </ul>
$-0.93 < a_{0,3} < -0.16$	<ul style="list-style-type: none"> <li>· one unstable focal fixed point (-)</li> <li>· one saddle point (-)</li> <li>· one stable focal fixed point (+)</li> </ul>
$-0.16 \leq a_{0,3} < 0.16$	<ul style="list-style-type: none"> <li>· one stable focal fixed point (-)</li> <li>· one saddle point (-)</li> <li>· one stable focal fixed point (+)</li> </ul>
$0.16 \leq a_{0,3} < 0.93$	<ul style="list-style-type: none"> <li>· one stable focal fixed point (-)</li> <li>· one saddle point (-)</li> <li>· one unstable focal fixed point with a limit cycle around it (+)</li> </ul>
$a_{0,3} \geq 0.93$	<ul style="list-style-type: none"> <li>· one stable fixed point (-)</li> <li>· one saddle point (-)</li> <li>· one unstable focal fixed point with a limit cycle around it (+)</li> </ul>

In Table II, the bifurcations and corresponding nature of fixed points for different values of  $a_{0,4}$  are listed. When  $a_{0,4} < -0.69$ , the particle moves smoothly regardless of the initial velocity. As  $a_{0,4}$  increases, the motion starts to depend on the initial state of the particle. When  $-0.69 \leq a_{0,4} < 0.92$ , the particle shows a directed stepping motion or a smooth motion depending on the sign of the initial velocity. Interestingly, when  $a_{0,4} > 0.92$ , the particle moves stepwise in the positive direction eventually regardless of its initial velocity. We plot this behavior in Fig 4, when  $a_{0,4} = 1.0$ .

So far, we have not included any external forces to the system. However, it has been shown that the active particle is able to show a directed motion, without any external forces, depending on the structure of the conversion rate of the internal energy into the motion. Another interesting feature is that the directed motion could be stepwise. Such a directed stepwise motion appears in the motion of molecular motors in biology. The molecular motors usually carry external loads dictated by their functions. In order to simulate this load-carrying capability of the molecular motors, we now apply an external force,  $f$ , to the active particle. To analyze the bifurcation as  $f$  varies, we assume that  $f$  remains constant during the motion and use that  $a_{0,1} = 0.0002$ ,  $a_{0,2} = 2.0$ ,  $a_{0,3} = 1.20$ , and  $a_{0,4} = 1.0$ . Table III shows the classification of the fixed points for various ranges of  $f$ , where a positive force pulls the particle to the positive direction and a negative force acts as a load against the positive direction of motion.

When the load is large enough,  $f < -0.89$ , a limit cycle does not appear, yielding a smooth movement pulled back. If  $-0.89 \leq f < -0.85$ , the pulled back particle moves stepwise except when it is initialized close to the left fixed point. On the other hand, the particle is pulled back due to the load and moves stepwise regardless of the initial state if  $-0.85 \leq f < -0.0021$ . Note that the saddle point moves from  $v > 0$  (when  $f < -0.2$ ) to  $v < 0$  (when  $-0.2 < f$ ) by crossing the value,  $v = 0$  when  $f = -0.2$ . In a very narrow range,  $-0.0021 \leq f < -0.0019$ , the particle is able to move stepwise in both negative and positive directions depending on the initial state. When  $-0.0019 < f \leq 5.38$ , the particle can overcome the load and move stepwise to the opposite direction of the load. For a sufficiently large force to the positive direction, the particle is dragged smoothly to the same direction of the force regardless of the initial state of the particle. We plot these trajectories in Fig. 5.

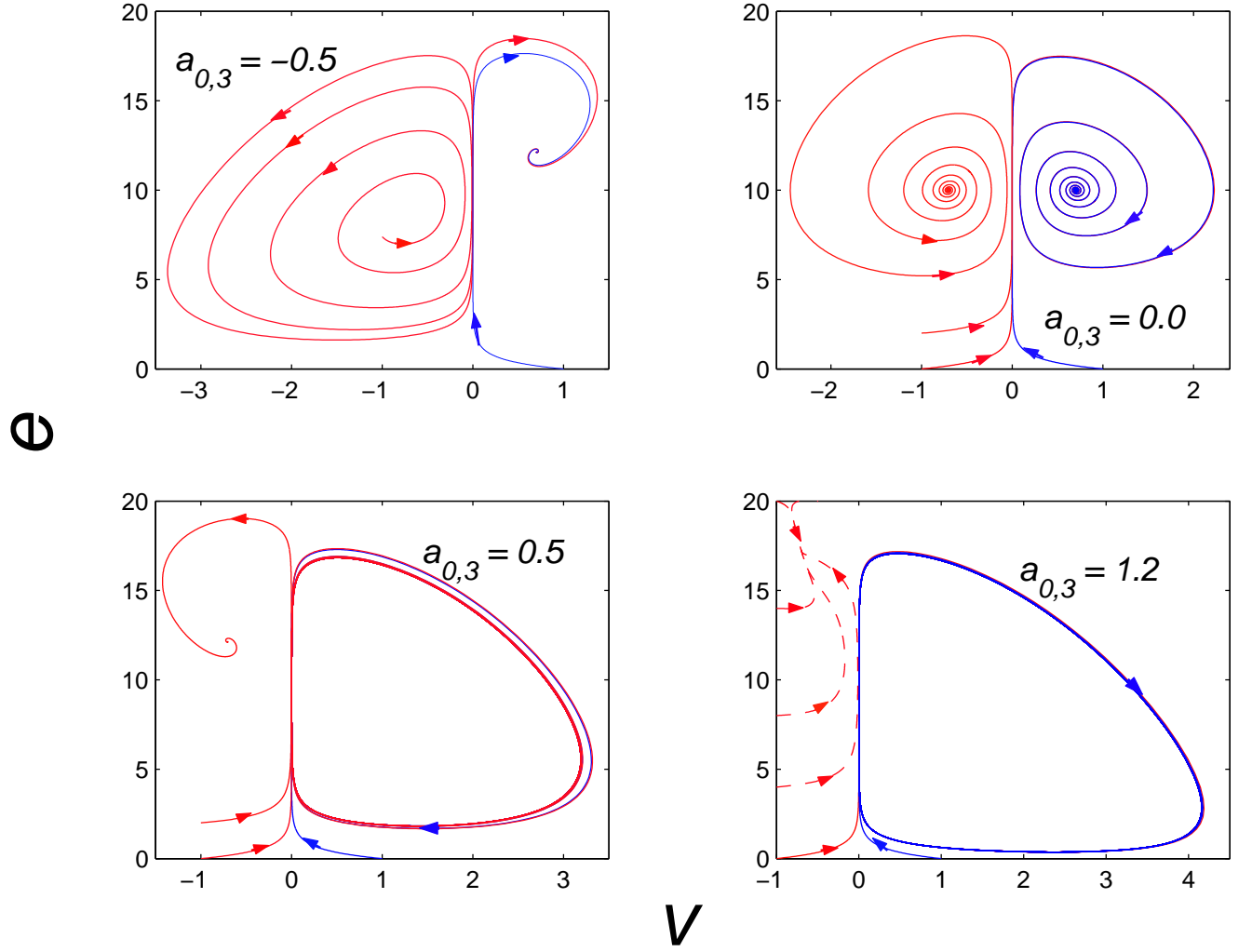


FIG. 2: Trajectories in the phase space,  $\{v, e\}$  for several values of  $a_{0,3}$ , when  $a_{0,1} = 0.0002$ ,  $a_{0,2} = 2.0$ , and  $f = 0$ . Note that a limit cycle appears only if  $a_{0,3} \geq 0.16$ .

## V. STEPPING MOTION

The limit cycle in our phase space,  $\{v, e\}$  indicates a stepwise motion in time. Moreover a particle carrying a load ( $f$ , in this model) can perform a directed step-by-step motion overcoming the load. This motion is similar to that of a processive molecular motor in a cell. Here, we analyze an engine mechanism of the limit cycle and relate it to the walking mechanism of the molecular motors. A noise effect to the stepping motion in our generalized energy depot model is also discussed.

Fig. 6 shows a typical pattern of the limit cycle appearing in our model. This triangle-like limit cycle describes a cycling motions between three states which are resting ( $\dot{e} > 0$ ,  $\dot{v} = 0$ ), accelerating ( $\dot{e} < 0$ ,  $\dot{v} > 0$ ), and decelerating ( $\dot{e} \sim 0$ ,  $\dot{v} < 0$ ). The energy is supplied during the resting state, consumed for the acceleration, and barely changed during the deceleration. Hence, cyclic repetition of this motion leads to the stepping motion as mentioned in the previous sections.

To explain the walking mechanisms of molecular motors such as kinesin and myosin V, a three-state model has been proposed [24, 25]. The three-state model describes “ATP-binding” to the motor at rest, “ATP-hydrolysis and movement”, and “attachment and ADP-releasing”. The “ATP-binding” plays a role of the energy input ( $\dot{e} > 0$ ) while stalling ( $\dot{v} = 0$ ) and the “ATP-hydrolysis and movement” corresponds to the energy consumption ( $\dot{e} < 0$ ) for the acceleration ( $\dot{v} > 0$ ) in our model. When ADP is released, there is no energy cost. Hence the “attachment and ADP-releasing” state corresponds to decelerating state ( $\dot{e} = 0$ ,  $\dot{v} < 0$ ) in our model. The difference between the

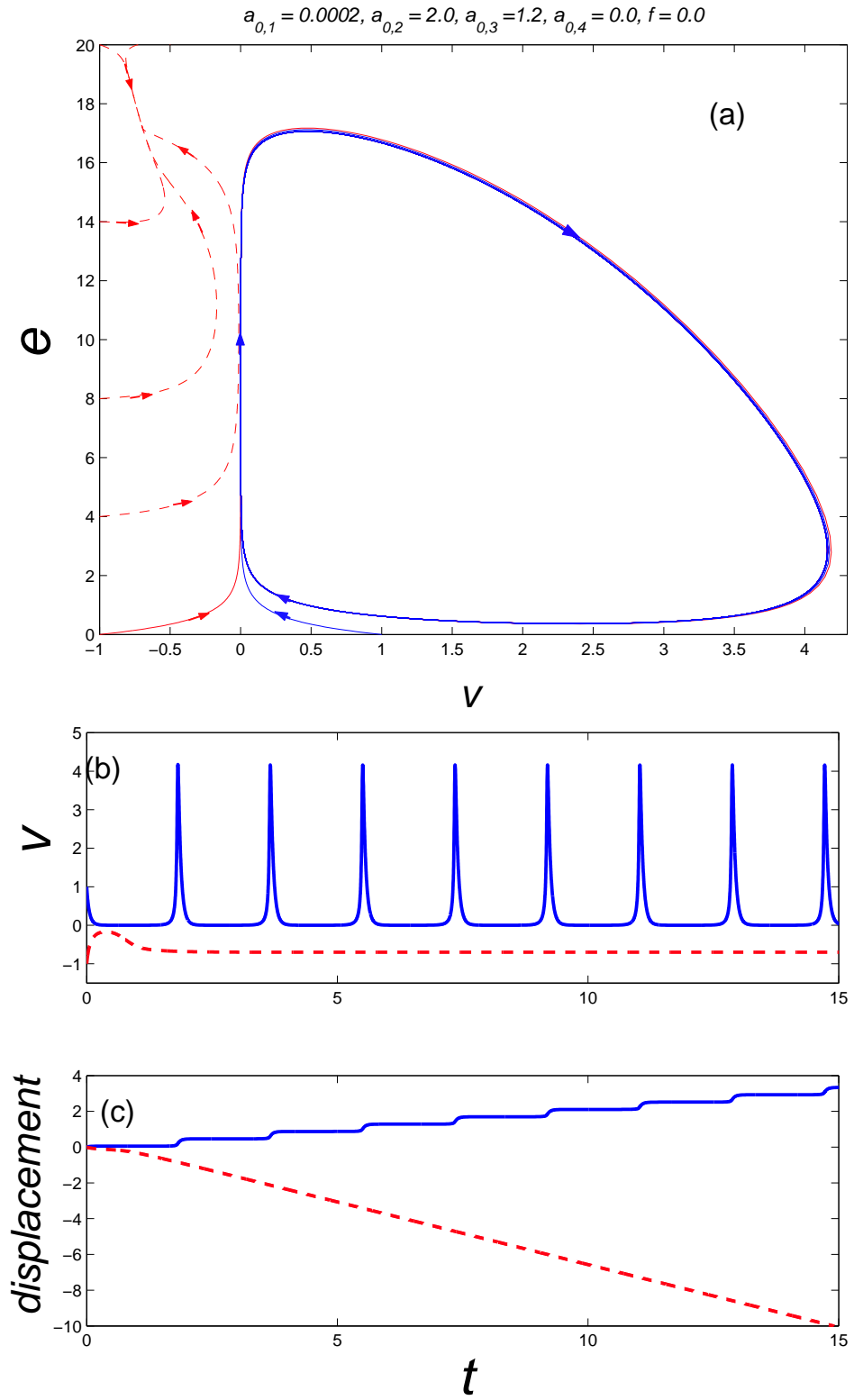


FIG. 3: (color online) (a) Trajectories in the phase space,  $\{v, e\}$  when  $a_{0,1} = 0.0002$ ,  $a_{0,2} = 2.00$ ,  $a_{0,3} = 1.2$ , and  $f = 0$ . (b) When the initial velocity is in the positive (negative) direction, the velocity has a steady jerky (smooth) pattern in time. (c) Displacement of the particle is step-like (smooth) for the limit cycle (stable fixed point).

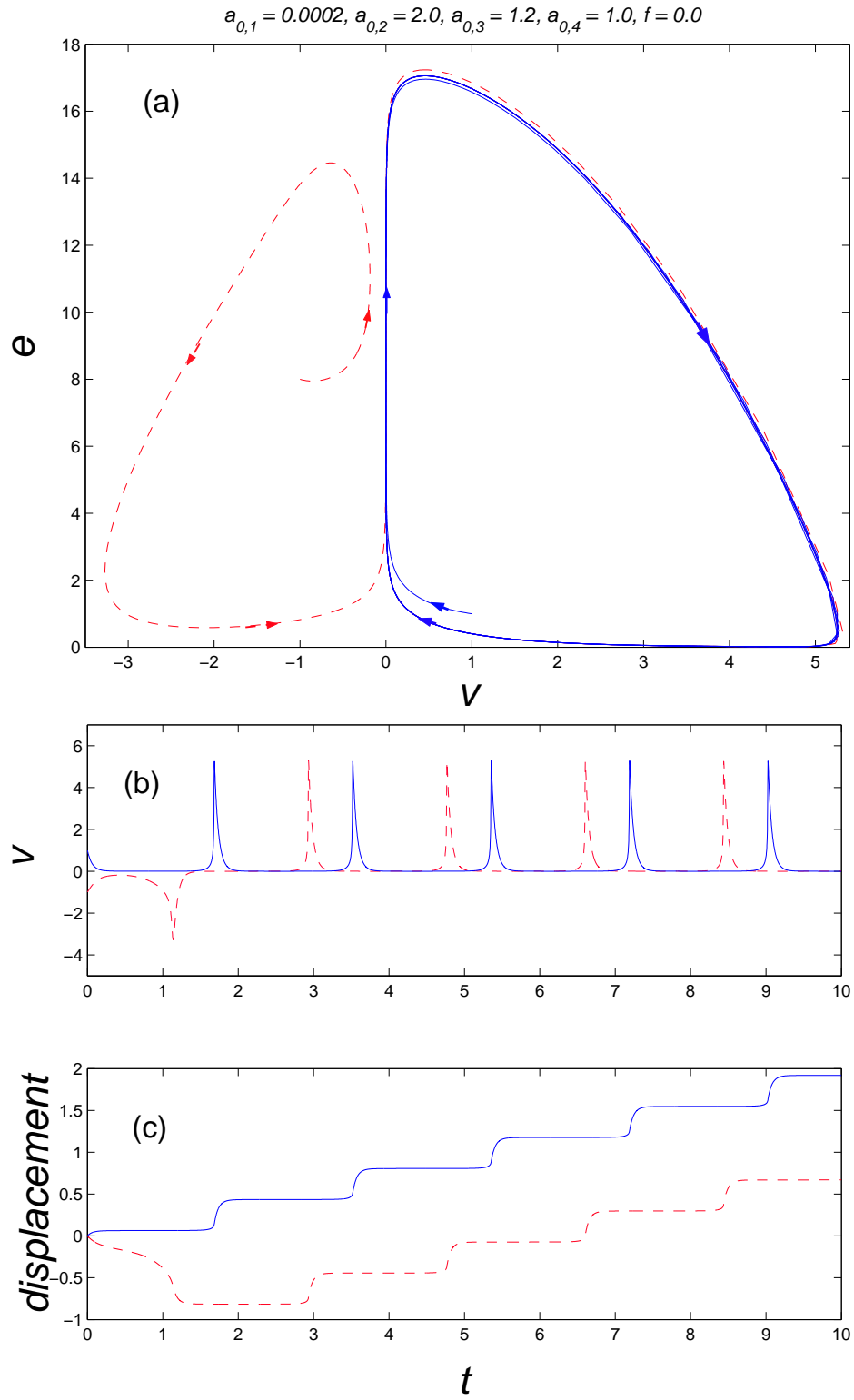


FIG. 4: (color online) Trajectories when  $a_{0,1} = 0.0002$ ,  $a_{0,2} = 2.0$ ,  $a_{0,3} = 1.2$ ,  $a_{0,4} = 1.0$ , and  $f = 0$ . (a) The phase diagram of the particle in the  $\{v, e\}$  space. As shown in Table II, There is one limit cycle around the fixed point with the positive velocity. (b) The velocity is jerky regardless of the direction of the initial velocity. (c) The particle shows stepping motions to the positive direction even for the initial motion of negative velocity.



TABLE II: Bifurcation with a variation of  $a_{0,4}$  when  $d(v) = a_{0,1}v + a_{0,2}v^2 + a_{0,3}v^3 + a_{0,4}v^4$ ,  $a_{0,1} = 0.0002$ ,  $a_{0,2} = 2.0$ ,  $a_{0,3} = 1.2$ , and  $f = 0$ . (+/-) denotes positive/negative velocity.

Range of $a_{0,4}$	Classification of the fixed point(s)
$a_{0,4} < -1.93$	<ul style="list-style-type: none"> <li>· one stable fixed point (-)</li> <li>· one saddle point (-)</li> <li>· one stable fixed point (+)</li> </ul>
$-1.93 \leq a_{0,4} < -0.69$	<ul style="list-style-type: none"> <li>· one stable fixed point (-)</li> <li>· one saddle point (-)</li> <li>· one stable focal fixed point (+)</li> </ul>
$-0.69 \leq a_{0,4} < 0.25$	<ul style="list-style-type: none"> <li>· one stable fixed point (-)</li> <li>· one saddle point (-)</li> <li>· one unstable focal fixed point with a limit cycle around it (+)</li> </ul>
$0.25 \leq a_{0,4} < 0.92$	<ul style="list-style-type: none"> <li>· one stable focal fixed point (-)</li> <li>· one saddle point (-)</li> <li>· one unstable focal fixed point with a limit cycle around it (+)</li> </ul>
$0.92 \leq a_{0,4} < 2.89$	<ul style="list-style-type: none"> <li>· one unstable focal fixed point (-)</li> <li>· one saddle point (-)</li> <li>· one unstable focal fixed point with a limit cycle around it (+)</li> </ul>
$a_{0,4} \geq 2.89$	<ul style="list-style-type: none"> <li>· one unstable fixed point (-)</li> <li>· one saddle point (-)</li> <li>· one unstable focal fixed point with a limit cycle around it (+)</li> </ul>

three state model for the molecular motor and our generalized energy depot model is that the molecular motors are walking on tracks such as microtubule or actin filaments. However, the interaction between the motor protein and the microtubule or the actin filament can be considered in our model by introducing the corresponding external force. We will report on this work later elsewhere.

So far, we have neglected the stochastic noise contribution to the motion of the active particles. However, the thermal fluctuation is inevitable and expected to play an important role especially in the motion of the molecular motors and nano-robots. Hence we include the stochastic term with the noise strength  $\sqrt{2k_B T \mu_0}$  in calculation of the motion. We calculate the effect of the stochastic noise to the stepping motions described in Fig. 5(d) and (e) in which the applied loads are  $f = -0.002$  and  $f = -0.001$ , respectively. The stochastic stepping motions are plotted in Fig. 7, when the strength of the noise is 0.6. As expected, the particle can move forward or backward as a consequence of the noise fluctuation, yielding irregularly directed stepwise motion as observed in the motion of the molecular motors [15, 16, 17]. Here, we compare the present work to the existing studies on the directed motion of active particles [10, 11, 12]. In those works, the asymmetry of space was described by an external ratchet potential [10, 11, 12]. However, in our model, this asymmetry is given by the conversion function, i.e., the energy depot itself. In our model, the noise introduces occasional backward motion as observed in experiments [15, 16, 17], unlike previous models. Therefore, further study on the effect of the external ratchet potential on the present model appears necessary to understand the physical origin of the motional polarity.

TABLE III: Bifurcation with a the variation of the external force when  $a_{0,1} = 0.0002$ ,  $a_{0,2} = 2.0$ ,  $a_{0,3} = 1.2$  and  $a_{0,4} = 1.0$ . (+/-) denotes positive/negative velocity.

Range of $f$	Classification of the fixed point(s)
$f \leq -2.77$	<ul style="list-style-type: none"> <li>· one stable focal fixed point (-)</li> <li>· one saddle point (+)</li> <li>· one unstable fixed point (+)</li> </ul>
$-2.77 < f < -0.89$	<ul style="list-style-type: none"> <li>· one stable focal fixed point (-)</li> <li>· one saddle point (+)</li> <li>· one unstable focal fixed point (+)</li> </ul>
$-0.89 \leq f < -0.85$	<ul style="list-style-type: none"> <li>· one stable focal fixed point with a limit cycle around it (-)</li> <li>· one saddle point (+)</li> <li>· one unstable focal fixed point (+)</li> </ul>
$-0.85 \leq f < -0.2$	<ul style="list-style-type: none"> <li>· one unstable focal fixed point with a limit cycle around it (-)</li> <li>· one saddle point (+)</li> <li>· one unstable focal fixed point (+)</li> </ul>
$f = -0.2$	<ul style="list-style-type: none"> <li>· one unstable focal fixed point with a limit cycle around it (-)</li> <li>· one saddle point at the resting state (<math>v = 0</math>)</li> <li>· one unstable focal fixed point (+)</li> </ul>
$-0.2 < f < -0.0021$	<ul style="list-style-type: none"> <li>· one unstable focal fixed point with a limit cycle around it (-)</li> <li>· one saddle point (-)</li> <li>· one unstable focal fixed point (+)</li> </ul>
$-0.0021 \leq f \leq -0.0019$	<ul style="list-style-type: none"> <li>· one unstable focal fixed point with limit a cycle around it (-)</li> <li>· one saddle point (-)</li> <li>· one unstable focal fixed point with a limit cycle around it (+)</li> </ul>
$-0.0019 < f \leq 5.38$	<ul style="list-style-type: none"> <li>· one unstable focal fixed point</li> <li>· one saddle point (-)</li> <li>· one unstable focal fixed point with a limit cycle around it (+)</li> </ul>
$5.38 < f < 6.496$	<ul style="list-style-type: none"> <li>· one unstable focal fixed point (-)</li> <li>· one saddle point (-)</li> <li>· one stable focal fixed point (+)</li> </ul>
$f \geq 6.496$	<ul style="list-style-type: none"> <li>· one unstable fixed point (-)</li> <li>· one saddle point (-)</li> <li>· one stable focal fixed point (+)</li> </ul>

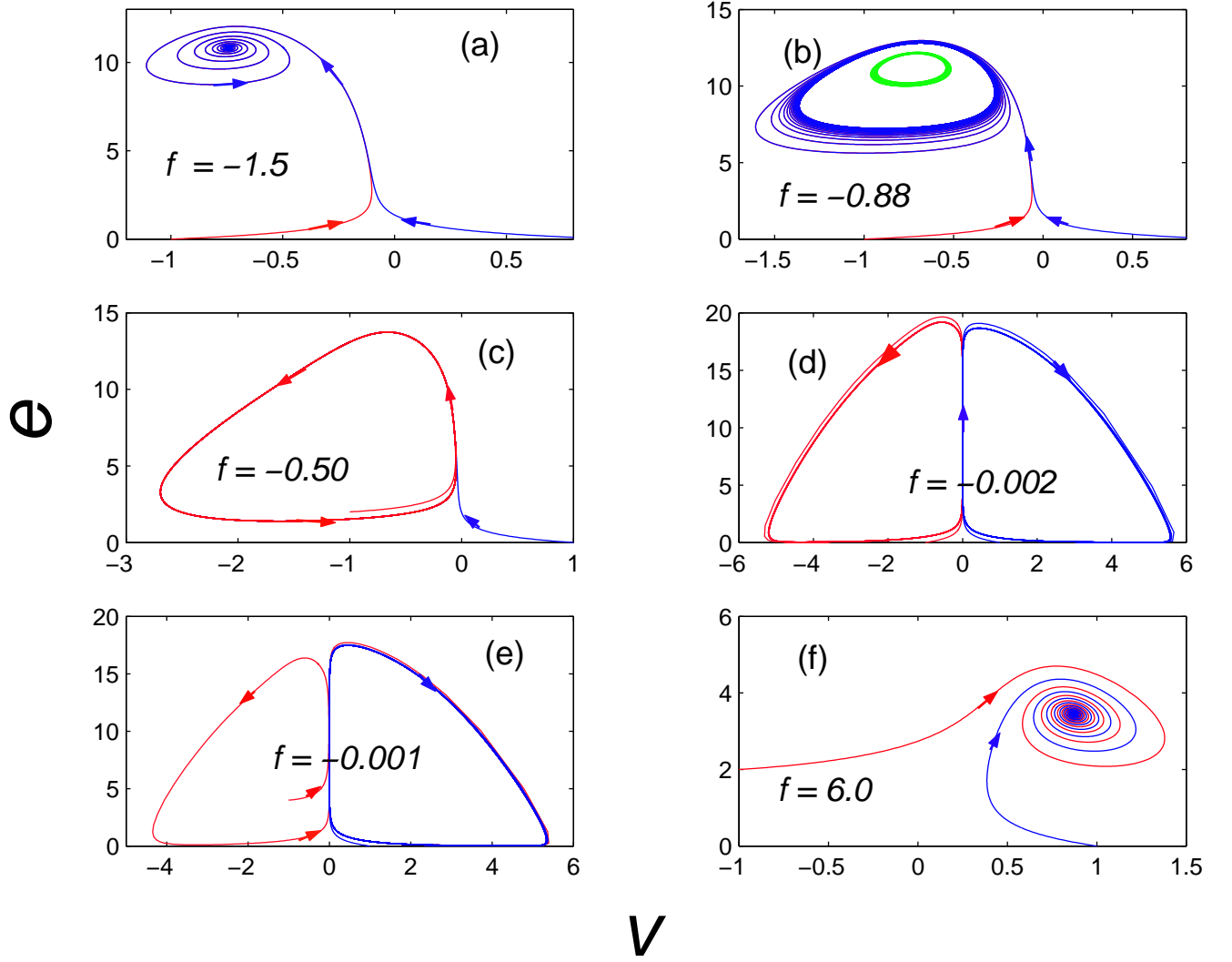


FIG. 5: (color online) Trajectories in the phase space,  $\{v, e\}$  for several values of  $f$  chosen from Table III, when  $a_{0,1} = 0.0002$ ,  $a_{0,2} = 2.0$ ,  $a_{0,3} = 1.2$ , and  $a_{0,4} = 1.0$ . (a) The particle is pulled back in a smooth way due to a heavy load. (b) The pulled back particle moves stepwise except when it is initialized close to the left fixed point. (c) The particle is pulled back due to the load and moves stepwise regardless of the initial state. (d) The particle is able to move stepwise in both negative and positive directions depending on the initial state. (e) The particle can overcome the load and move stepwise to the positive direction. (f) A sufficiently large force to the positive direction drags the particle smoothly to the positive direction regardless of the initial state of the particle.

## VI. NEGATIVE STIFFNESS

The conversion rate of the internal energy into the motion is in general a function of space and velocity [9, 20]. As we have observed that the velocity dependent conversion rate can induce an active behavior in certain velocity range, it is expected that a position dependent conversion rate may also introduce an active behavior in oscillation. In this section, we consider a special form of the space-dependent conversion rate to show that our generalized energy depot model induces an active behavior in certain spatial range. This active behavior in an oscillatory system appears as the negative stiffness of membrane or bundle. As an example, it is known that the spontaneous oscillation of the mechanosensitive hair bundle in the inner ear is strongly related to the negative stiffness of the bundle [18]. Therefore, we believe that it is desirable to investigate contributions from a conversion rate function, which depends on velocity and position simultaneously.

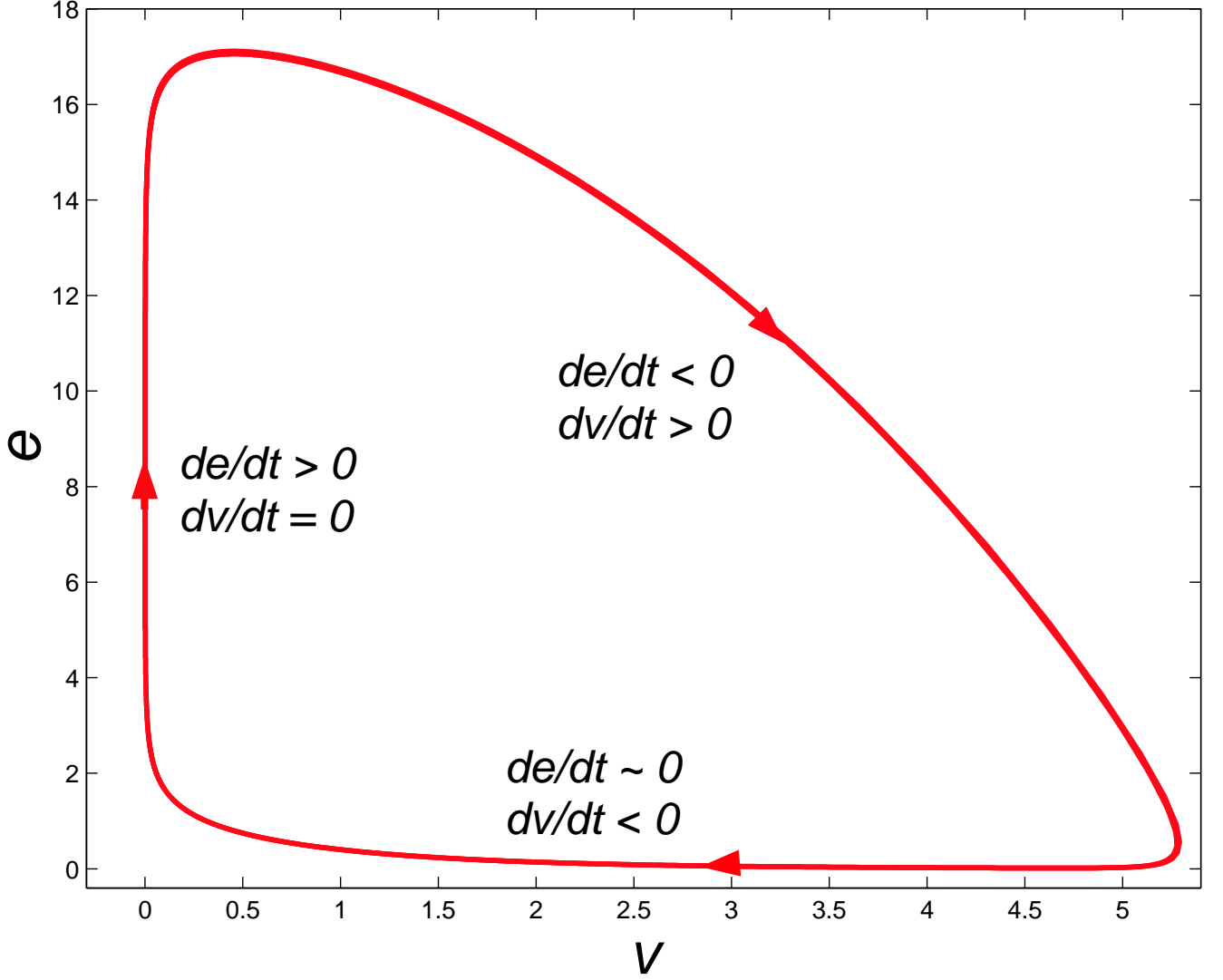


FIG. 6: The engine mechanism of the limit cycle. The motion can be approximately divided into three states; resting ( $\dot{e} > 0$ ,  $\dot{v} = 0$ ), accelerating ( $\dot{e} < 0$ ,  $\dot{v} > 0$ ), and decelerating ( $\dot{e} \sim 0$ ,  $\dot{v} < 0$ ).

Motivated by this observation, we consider the following form of the conversion rate,

$$d(x, v) = a_{1,1}xv + a_{3,1}x^3v. \quad (12)$$

For the stationary state,  $\dot{e} = 0$ , the equation of motion becomes

$$m\dot{v} = -\mu_0v - \kappa_{\text{eff}}x + f, \quad (13)$$

where the effective stiffness is

$$\kappa_{\text{eff}} = \kappa - (a_{1,1} + a_{3,1}x^2)e. \quad (14)$$

To avoid infinite amplitude of vibration,  $a_{3,1}$  should be negative. Note that if the second term exceeds the physical stiffness  $\kappa$ ,  $\kappa_{\text{eff}}$  could be negative in the region  $-\sqrt{(a_{1,1}e - \kappa)/|a_{3,1}|e} < x < \sqrt{(a_{1,1}e - \kappa)/|a_{3,1}|e}$ . Fig. 8 plots the extension force  $\kappa_{\text{eff}}x$  versus  $x$ . This type of the negative stiffness has been experimentally observed and explained using a two-state model [18]. Thus, it will be interesting to investigate possible connections between the position dependent conversion rate and the two-energy-state model. Another possible application of the position dependent conversion rate is introduction of a protective mechanism for the system from excessive displacement. We believe that a suitable choice of the conversion rate can provide such a protective mechanism for oscillatory nano-robots.

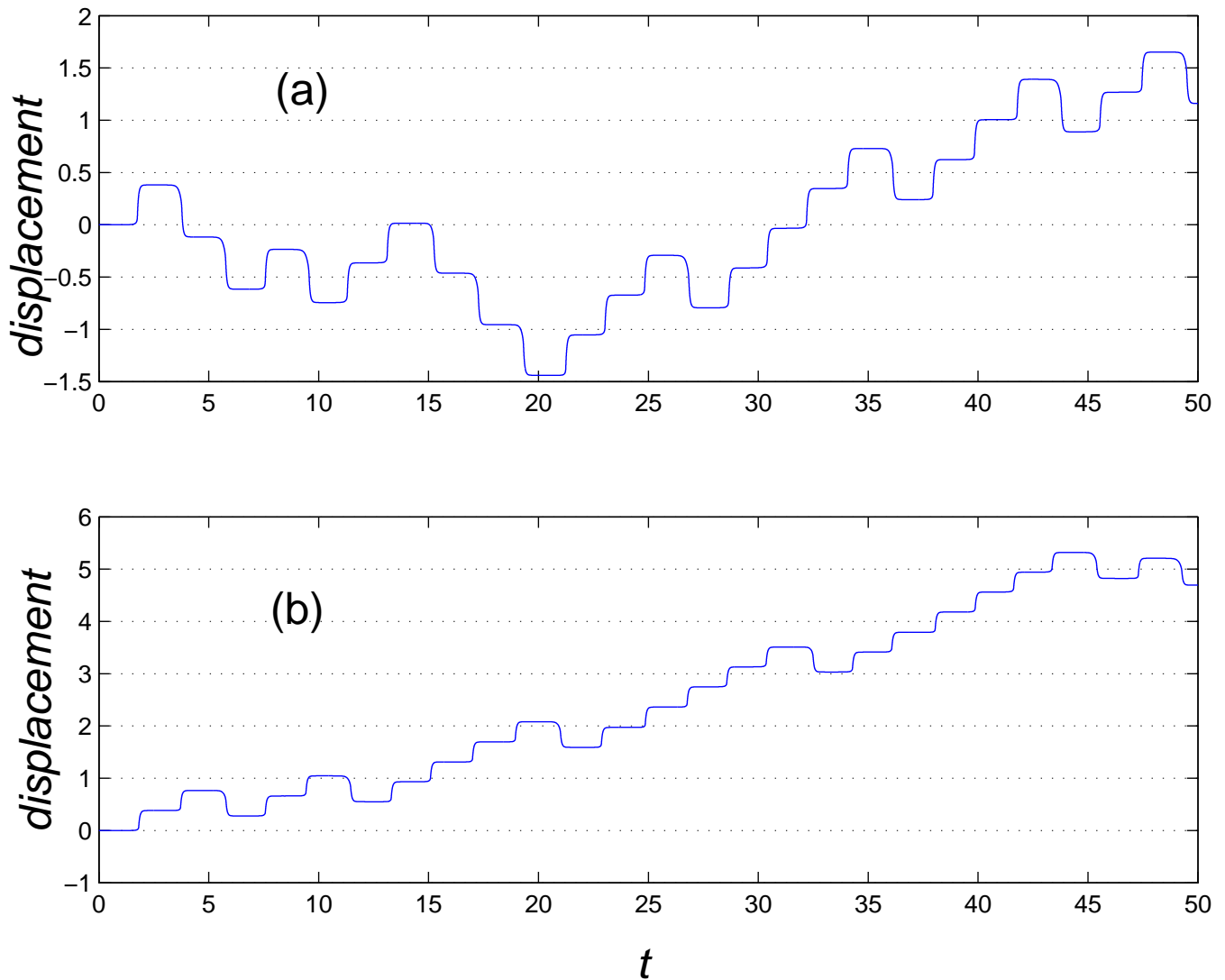


FIG. 7: (color online) The stochastic stepping motion of the active particle with a constant load  $f$  when  $a_{0,1} = 0.0002$ ,  $a_{0,2} = 2.0$ ,  $a_{0,3} = 1.2$ ,  $a_{0,4} = 0.93$ , and the noise strength is 0.6; (a)  $f = -0.002$  (b)  $f = -0.001$ .

## VII. CONCLUSION

In this paper, we have presented a general model of active Brownian particle in which the conversion rate of the internal energy into the motion is a general function of the velocity of the particle. We have shown that when the conversion rate depends only on  $v^2$  and  $v^4$ , an active amplification and a protective braking mechanism appear. We believe that this active amplification with a braking mechanism can provide a new paradigm for any underdamped biological systems and nano-machines. It is conceivable that the evolutionary tactic in biological system may have provided such protective mechanisms to any underdamped biological units to protect them from excessive oscillations. Such a self-adapting mechanism will be also needed in designing nano-machines.

When the conversion rate is asymmetric in velocity, various interesting behaviors appear. One of the most remarkable behaviors is a directed motion without any external forces. Such a directed motion suggest a possibility of overcoming any extra load on the particle. Another most remarkable behavior is a stepping motion described as a limit cycle. Such a stepping motion has a polarity hence being applicable to the molecular motors.

When the conversion rate depends on not only the velocity but also the position of the particle, it has been shown, for a very special case, that the effective stiffness of an oscillatory system could be negative. Such a behavior has been observed in the hair bundle motion in the inner ear. Hence it also suggests a possible connection between our

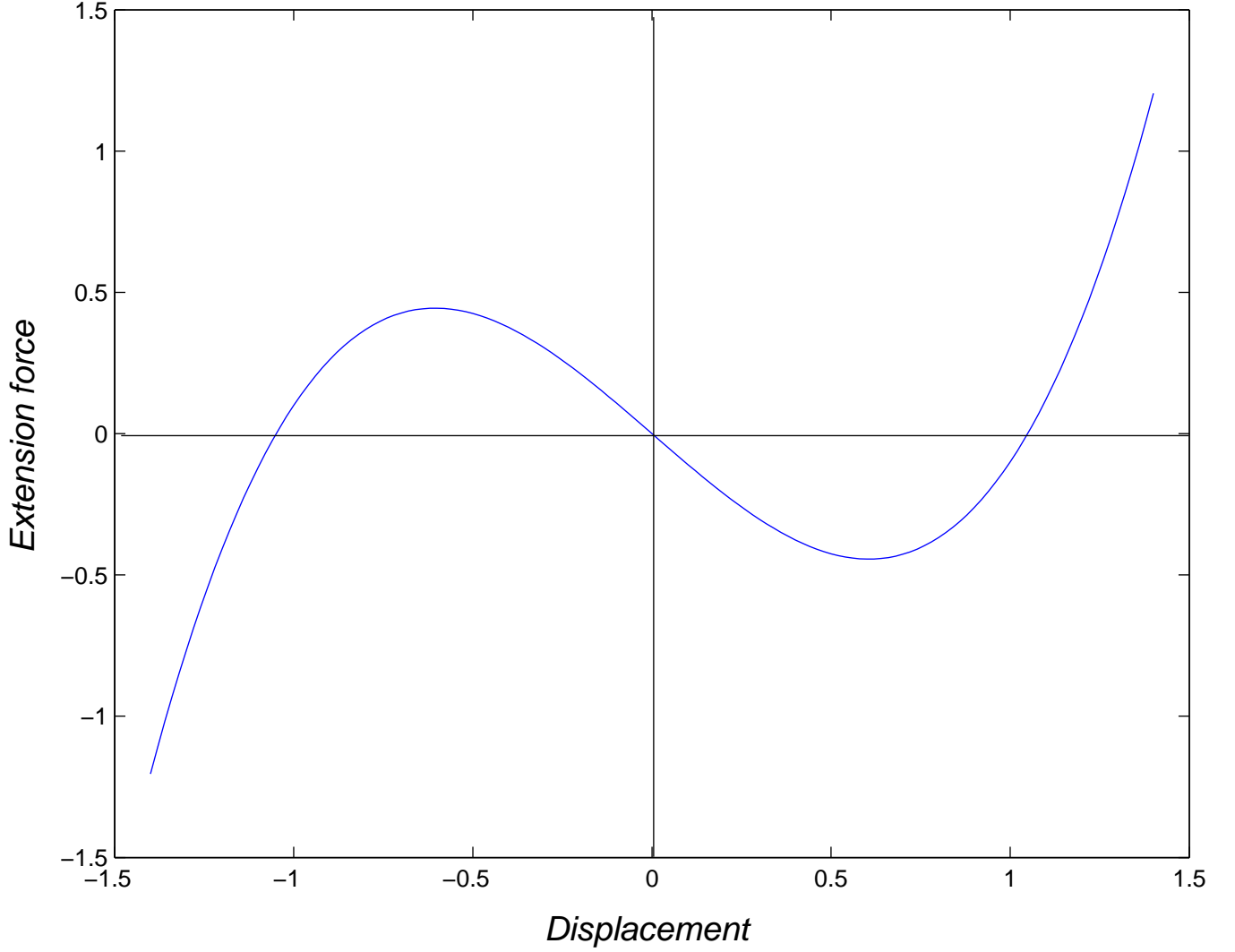


FIG. 8: Extension force  $\kappa_{\text{eff}}x$  versus  $x$  when  $d(x, v) = a_{1,1}xv + a_{3,1}x^3v$ . In this plot, we use that  $a_{1,1} = 2.1$ ,  $a_{3,1} = -1$ ,  $\kappa = 1$ , and  $e = 1$ .

generalized energy-depot model and a relevant biological system.

We have shown that various interesting active motions which exist in real world can be induced for active Brownian particles by considering various forms of the energy conversion into motion. It is quite remarkable that our general energy-depot model could describe such a variety of motions even though the generic relations between our model and the real world are to be investigated further.

### VIII. ACKNOWLEDGMENT

The authors thank to Professors Yongah Park and Myung-Hoon Chung for fruitful discussions. This work is supported by the Korea Science and Engineering Foundation (KOSEF) grant funded by the Ministry of Education, Science and Engineering (MEST), Korea(R01-2006-000-10083-0).

- 
- [1] L. Mahadevan and P. Matsudaira, *Science* **288**, 95 (2000).
  - [2] J. M. Skotheim and L. Mahadevan, *Science* **308**, 1308 (2005).

- [3] R. Mach and F. Schweitzer, *Bull. Math. Biol.* **69**, 539 (2007).
- [4] G. J. Shibona, *Phys. Rev. E* **76**, 011919 (2007).
- [5] S. T. Chang, V. N. Paunov, D. N. Petsev, and O. D. Velez, *Nature Materials* **6**, 235 (2007).
- [6] J. K. Parrish, S. V. Viscido, and D. Grunbaum, *Biol. Bull.* **202**, 296 (2002).
- [7] J. Toner, Y. Tu, and S. Ramaswamy, *Ann. Phys.* **318**, 170 (2005).
- [8] F. Schweitzer, W. Ebeling, and B. Tilch, *Phys. Rev. Lett.* **80**, 5044 (1998).
- [9] F. Schweitzer, *Brownian Agents and Active Particles* (Springer, Berlin, 2003), and references therein.
- [10] B. Tilch, F. Schweitzer, and W. Ebeling, *Physica A* **273**, 294 (1999).
- [11] F. Schweitzer, B. Tilch, and W. Ebeling, *Eur. Phys. J. B* **14**, 157 (2000).
- [12] W. Ebeling, E. Gudowska-Nowak, and A. Fiasconaro, *Acta Phys. Pol. B* **39**, 1251 (2008).
- [13] J. Halloy, G. Sempo, G. Caprari, C. Rivault, M. Asadpour, F. Tache, I. Said, V. Durier, S. Canonge, J. M. Ame, et al., *Science* **318**, 1155 (2007).
- [14] Y. Zhang, C. K. Kim, K.-J.-B. Lee, and Y. Park (submitted).
- [15] K. Svoboda, C. F. Schmidt, B. J. Schnapp, and S. M. Block, *Nature* **365**, 721 (1993).
- [16] S. L. Reck-Peterson, A. Yildiz, A. P. Carter, A. Gennerich, and N. Zhang, *Cell* **126**, 335 (2006).
- [17] H. Park, E. Toprak, and P. R. Selvin, *Q. Rev. Biophys.* **40**, 87 (2007).
- [18] L. L. Goff, D. Bozovic, and A. J. Hudspeth, *Proc. Natl. Acad. Sci. USA* **102**, 16996 (2005).
- [19] B. Lindner, *New J. Phys.* **9**, 136 (2007).
- [20] A. Glücle and H. Hüffel, *Phys. Lett. B* **659**, 447 (2008).
- [21] S. R. Cikarek and K. E. Baikey, American Control Conference, 2002. Proceedings of the 2002 **4**, 3129 (2002).
- [22] J. W. S. Rayleigh, *The Theory of Sound* (Macmillan, London, 1894-96), 2nd ed., reprinted by Dover, 1976.
- [23] S. H. Strogatz, *Nonlinear Dynamics and Chaos* (Addison-Wesley, 1994).
- [24] M. Rief, R. S. Rock, A. D. Mehta, M. S. Mooseker, R. E. Cheney, and J. A. Spudich, *Proc. Natl. Acad. Sci. USA* **97**, 9482 (2000).
- [25] M. L. Walker, S. A. Burgess, J. R. Sellers, F. Wang, J. A. Hammer, J. Trinick, and P. J. Knight, *Nature* **405**, 804 (2000).