

A new family of iron pnictides: BaFeAs₂ and BaFeSb₂

J. H. Shim, K. Haule, and G. Kotliar

Department of Physics, Rutgers University, Piscataway, NJ 08854, USA

(Dated: October 8, 2018)

We investigate the structural, electronic, and magnetic properties of the hypothetical compound BaFePn₂ (Pn = As and Sb), which is isostructural to the parent compound of the high temperature superconductor LaFeAsO_{1-x}F_x. Using density functional theory, we show that the Fermi surface, electronic structure and the spin density wave instability of BaFePn₂ are very similar to the Fe based superconductors. Additionally, there are very dispersive metallic bands of a spacer Pn layer, which are almost decoupled from FePn layer. Our results show that experimental study of BaFePn₂ can test the role of charge and polarization fluctuation as well as the importance of two dimensionality in the mechanism of superconductivity.

PACS numbers:

The discovery of superconductivity in iron oxypnictide LaFeAsO_{1-x}F_x¹ has generated renewed interest in the phenomena of high temperature superconductivity, and brought the transition metal based compounds to the forefront of condensed matter research. The basic units responsible for the superconductivity are the fluorite type [Fe₂Pn₂] layers, with Pn a pnictide element (P, As, Sb, and Bi). These layers are separated by spacer layers, which play the role of charge reservoir. In the fluorite type layers, the Fe atoms are surrounded by four pnictide atoms, forming a tetrahedron. The first class of materials studied has the ZrCuSiAs structure (1111 compounds), where the spacer layer [Ln₂O₂] has the "antifluoride" or Pb₂O₂ structure. With Ln=Sm, critical temperature higher than 55 K has been achieved².

Superconductivity with $T_c = 38$ K was also found in the ternary compounds AFe₂As₂³ (122 compounds) with ThCr₂Si₂ structure. In this structure, the spacer layer is provided by an alkali earth element $A = \text{Ca, Sr, or Ba}$. Doping is accomplished by substitution of A by an alkali metal such as K or Cs.

Superconductivity with $T_c = 18$ K was also achieved in LiFeAs⁴. The crystal structure of this compound is of the PbFCl type, and consists on parallel Fe₂As₂ layers, separated by a Li double layer spacer.

Iron based superconductivity has also been realized in binary iron chalcogenides. In the α -FeSe_{1-x} compound under pressure, transition temperature can reach 27 K⁵. In this compound the need for charge reservoir spacer layer is eliminated, and deviation from the Fe d^6 configuration is obtained by Se vacancies. The iron layers are very similar to the ones found in the iron pnictide materials.

Band structure calculations for these compounds revealed fairly quasi-two-dimensional bands near the Fermi level with a large d character and a characteristic Fermi surface featuring two electron pockets around the M point and two hole pockets around the Γ point in the Brillouin zone⁶.

In all these examples, the spacer layer is insulating (or absent in the binary iron chalcogenides). The bands derived from the spacer layers are far from the Fermi

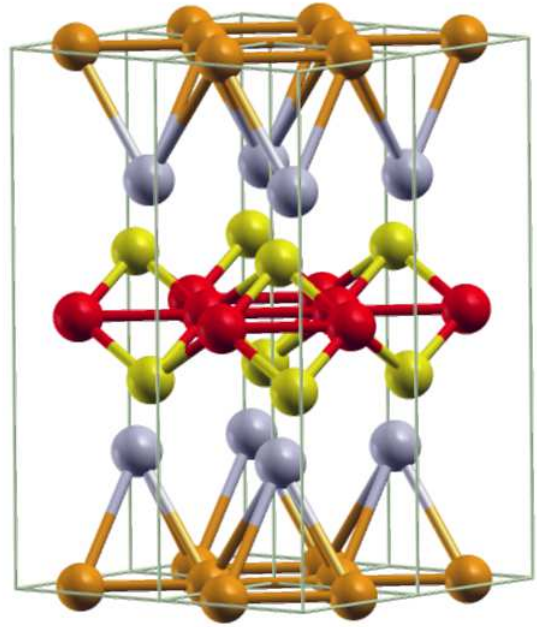


FIG. 1: Crystal structure of BaFePn₂ (Pn = As and Sb). Ba, Fe, Pn(2) and Pn(1) atoms are denoted by gray, red, orange and yellow spheres, respectively. There are two type of Pn; Pn(1) in BPn layer and Pn(2) in FePn layer. Isostructural compound LaFeAsO has the similar structure of LaO layer with BaPn(1) layer.

level. Thus the role of the spacer layer is to provide a charge reservoir which keeps the charge of the FeAs unit near -1. In an ionic picture, this corresponds to As³⁻ and Fe²⁺ i.e. the Fe atoms are in a d^6 configuration.

There is no consensus yet on the mechanism of superconductivity in this system. Our early calculation⁷, as well as the more extensive studies of Refs. 8, rule out a phonon mechanism. However, both spin and orbital fluctuations^{9,10,11}, as well as the polarizability of the As¹², have been suggested as potential candidates for the pairing glue. Understanding the mechanism of superconductivity and the factors controlling the critical

temperature is of great fundamental interest, as well as of practical importance. Hence, numerous related compounds are being explored theoretically and experimentally. It is therefore important to correlate theoretical quantities (i.e. density of states and bandwidth) and structural information (i.e. c/a ratio, volume, and As-Fe-As bond angle) with experimentally measured T_c .

In this letter, we identify two hypothetical compounds (112 compounds) in the iron pnictide class: BaFeAs₂ and BaFeSb₂. They are isostructural with LaFeAsO, as shown in Fig. 1. Although they have not yet been synthesized, their isostructural compounds $LnMAs_2$ and $LnMSb_2$ have been studied intensively with various kind of rare earth Ln and transition metals M ^{13,14,15}. So, one can expect that BaFeSb₂ as well as BaFeAs₂ can be synthesized. We will show here, using density functional theory (DFT) calculation, that the fermiology derived from FeAs layers, is very similar to those of previously studied iron pnictides. There is however, a very important difference between all known Fe superconductors and these two compounds. Namely the spacer layer Ba Pn is *metallic*.

This is of interest because it allows to modify the interaction strength in the charge channel without altering significantly the one body part of the Hamiltonian. Its experimental investigation will shed further light on the importance of correlations in the iron pnictides compounds and on the role of charge and polarization fluctuations in the pairing.

In order to predict the structural, electronic, and magnetic structures of hypothetical compound BaFe₂ Pn_2 ($Pn = As, Sb$), we used the full-potential linearized augmented planwave (FP-LAPW) method as implemented in WIEN2k code¹⁶. The generalized gradient approximation (GGA) has been used for the exchange correlation function¹⁷. 1000- k points are used for the full Brillouin zone integration. Employed muffin-tin radii for Ba, Fe, As, and Sb are 2.5, 2.24, 1.98, and 2.09 a.u., respectively. The lattice parameters as well as internal positions have been optimized by the total energy minimization assuming spin density wave (SDW) ground state with tetragonal structure. It was known in Ref. 18 that this magnetic ground state leads to very precise structural parameters. The calculated structural parameters are shown in Table I and compared to the experimental structural parameters of LaFeAsO.

There is a strong similarity between the BaFeAs₂ and LaFeAsO_{1-x}F_x structure. The Fe-As bond length and angle in BaFeAs₂ are 2.404Å and 112.54°, which are comparable to the values 2.412Å and 113.55° in LaFeAsO_{1-x}F_x. However, there is a clear difference between BaAs layers and LaO layers in LaFeAsO_{1-x}F_x, although the structural group is the same. The Ba-As(1) bond length is much larger than the La-O bond length, such that As(1) atoms form a single layer separated from Ba atoms. This increases the FeAs interlayer distance, and the lattice constant along c -direction becomes 35 % larger than the value of LaFeAsO_{1-x}F_x. This indicates

TABLE I: Calculated structural parameters of BaFe Pn_2 ($Pn=As$ and Sb). The space group is $P4/nmm$ with the internal coordinates of Ba (0.25, 0.25, z_{Ba}), Fe (0.75, 0.25, 0.5), $Pn(1)$ (0.75, 0.25, 0.0), and $Pn(2)$ (0.25, 0.25, z_{Pn}). For comparison, the structural parameters of LaFeAsO is extracted from Ref. 1.

	BaFeAs ₂	BaFeSb ₂	LaFeAsO
a (Å)	3.999	4.430	4.035
c (Å)	11.826	11.977	8.741
z_{Ba}, z_{La}	0.2299	0.2395	0.142
z_{Pn}	0.6129	0.6177	0.651
Fe- $Pn(2)$ length (Å)	2.404	2.625	2.412
Ba- $Pn(1)$ length (Å)	3.384	3.624	2.367
$Pn(2)$ -Fe- $Pn(2)$ angle (°)	112.54	115.05	113.55

that BaFeAs₂ might have more two-dimensional properties than other Fe based superconductors.

Substitution of As by Sb significantly modifies the structure. Fe-Sb bond length increases to 2.625 Å due to the large size of Sb ion, which substantially increases the lattice parameter a of BaFeSb₂. The Sb-Fe-Sb bond angle in BaFeSb₂ is 115.05° and is larger than corresponding angle in BaFeAs₂. It has been suggested that the bond angle correlates with the transition temperature of Fe based superconductors¹⁹. The highest T_c seems to be achieved in the structures with the tetrahedron angle closest to the ideal tetrahedron angle of 109.47°. This would suggest that doped BaFeSb₂ might have lower T_c than doped LaFeAsO and BaFeAs₂.

In order to check electronic structure of BaFe Pn_2 , we perform the calculation of density of states (DOS), band structures, and Fermi surfaces in paramagnetic phase. Figure 2 shows total and partial DOS of BaFeAs₂ and BaFeSb₂. The general shape of Fe and As partial DOS in FeAs layer show clear similarity between BaFeAs₂ and LaFeAsO. The DOS between -2 eV and 2 eV is dominated by Fe 3d states, and Sb 4p states are located around -3 eV, and their contribution at the Fermi level is negligible. At the Fermi level, the total DOS shows the same negative slope with the minimum slightly above the Fermi level, similar to the other FeAs superconductors within DFT.

The electronic structure of BaAs spacer layer shows a clear difference compared to LaO layer in LaFeAsO. The latter shows a clear insulating gap at the Fermi level, while the former is metallic. Due to the large density of Fe-d states at E_F , the spacer layer however contributes small percentage of states at E_F . Because the large distance between the As(1) and the FeAs layer, the hybridization between As(1) and FeAs layer is negligible. In order to check the role of As(1) atoms, we calculated the electronic structure of BaFeAs in the absence of As(1) atoms with the same crystal structure of BaFeAs₂. The shape of partial Fe DOS does not change with the absence of As(1), which means that the As(1) atoms behave as separated single layer. Their role is hence to increase the

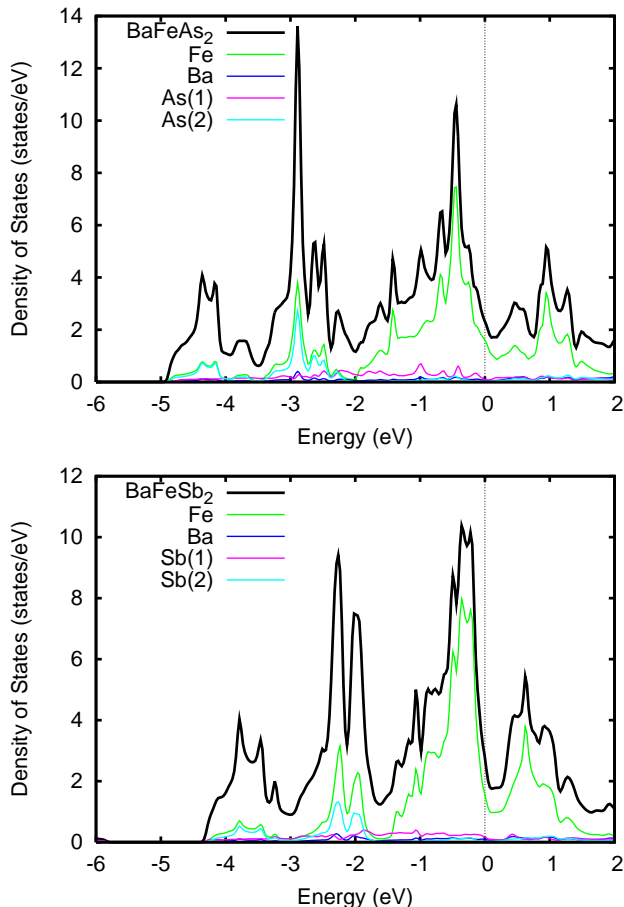


FIG. 2: Total and partial DOS of BaFeAs₂ and BaFeSb₂.

spacing between the FeAs layers in z -direction.

As expected from the structural parameters, the electronic structure of BaFeSb₂ is distinctly different from BaFeAs₂. Due to larger in-plane distance of Fe atoms, the width of Fe 3*d* partial DOS is substantially reduced and is confined between -1.5 eV and 1 eV. Hence the Fe moment in the magnetic state is expected to be large in BaFeSb₂, and the electronic correlations more important. Indeed the moment of Fe in the most stable magnetic state is $2.61 \mu_B$ compared to $2.12 \mu_B$ in BaFeAs₂. Hence the Fe-*d* electron are more localized in the structure with larger pnictide Pn .

The band structures of BaFeAs₂ and BaFeSb₂ in shown in Fig. 3. It shows many common feature observed in other Fe based superconductors. There are two hole pockets at Γ point and two electron pockets at M point. There is however a distinctive difference between the band structure of other known Fe superconductors and the two compounds studied here. There are a few very dispersive bands crossing the Fermi level, which are primarily coming from the As(1) atoms in the spacer layer. Near the Fermi level, these bands are however well decoupled from the bands coming from the FeAs layer.

Due to the similarity of band structure, the Fermi sur-

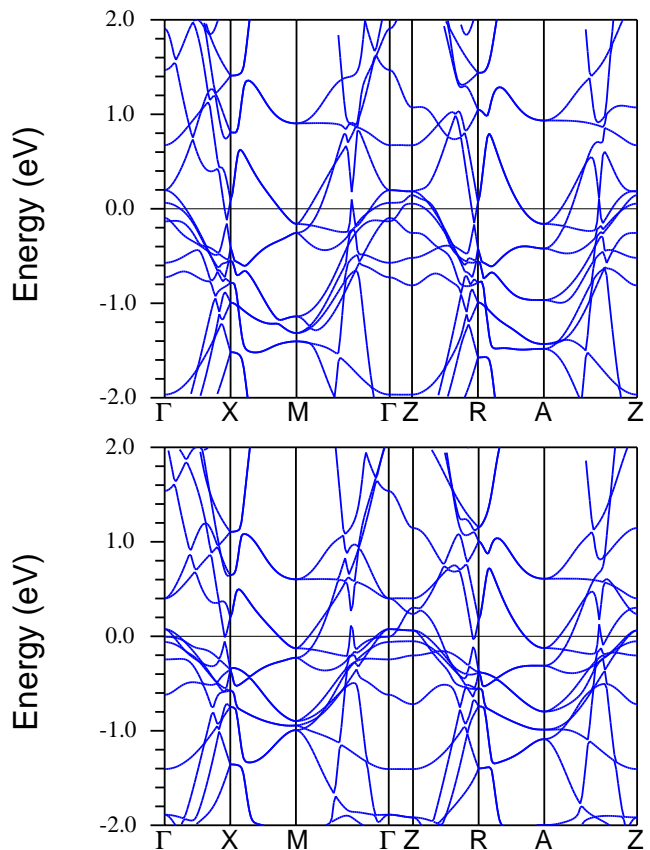


FIG. 3: Band structure of BaFeAs₂ and BaFeSb₂

face of BaFeAs₂ also shows clear similarity to that of Fe based superconductors. Figure 4(a) shows the quasi two-dimensional Fermi surfaces with cylindrical shape. There are two hole pockets at Γ points and two electron pockets at M point with the high degree of nesting between the hole and electron pockets. Due to the As(1) states at the Fermi level, there are additional Fermi surfaces with diamond shape connecting the X points. They clearly have a very two dimensional character.

Although the mechanism for Fe based superconductivity has not yet been established, the superconductivity is believed to be associated with the magnetism. All parent compounds of Fe based superconductors show first order structural transition from tetragonal to orthorhombic phase, as well as the SDW transition at somewhat lower temperature. With doping or application of pressure, the two transitions are suppressed and the superconductivity emerges.

We checked the stability of the magnetic states in the two compounds. We found that stripe-type SDW phase is the most stable magnetic configuration among the commensurate magnetic states of a double unit cell. The stabilization energy of the SDW phase compared to the paramagnetic phase in BaFeAs₂ is $E_{SDW} = -161$ meV/Fe and in BaFeSb₂ is -434 meV/Fe. The magnetic moments in the muffin tin radius of Fe atom is $2.12 \mu_B$ in case of

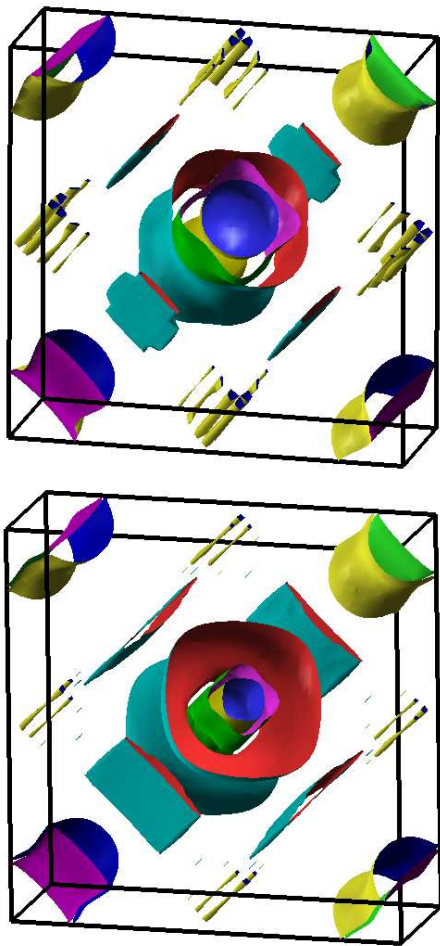


FIG. 4: Fermi surfaces of BeFeAs_2 and BaFeSb_2 in the first Brillouin zone centered at the Γ point.

BaFeAs_2 and $2.61 \mu_B$ in BaFeSb_2 . The SDW magnetism is enhanced by the enhanced in-plane lattice constant.

The LDA+DMFT calculations have demonstrated that while the FeAs compounds are less correlated than the cuprates, they are not too far from the localization-delocalization transition⁷. As a result, it was found that at high temperatures LaFeAsO has a bad semimetal incoherent regime. We expect this regime to extend to higher dopings and pressures in the BaFeSb_2 compound, where the ratio of Hund's coupling and the crystal fields

splitting is larger than in LaFeAsO or BaFeAs_2 .

It is generally believed that two dimensionality is beneficial to superconductivity²⁰. This compound, being more two dimensional than previously considered ones, if one uses the distance between the FeAs layers as a criteria, would then be a good candidate for high temperature superconductivity. On the other hand, the superconducting temperature in 1111 compounds clearly decreases with decreasing c/a ratio, which would then suggest a lower T_c for the new 112 family of compounds. Synthesis of members of the 112 family, would help elucidate further the role of two dimensionality in this compounds.

To summarize, we have suggested the synthesis of a new family of compounds, the 112 BaFePn_2 , with Pn a pnictide. Doping could be achieved, by substitution of Ba by K. Using electronic structure tools, we have shown that these compounds have the same basic building block as the other known iron pnictide superconductors. We identified, however, a key difference in the character of the spacer block, which can provide new hints as to the mechanism of superconductivity and the basic low energy physics of this compounds.

The spin fluctuations of these compounds are very similar to the other iron based superconductors, so we expect very similar variations of T_c with doping and pressure if a spin fluctuation mechanism is operational. On the other hand, in a framework where the superconductivity is mediated by electronic polarizability, the presence of additional metallic layers, will strongly modify the superconducting transition temperature.

We predict that the magnetic moment is larger in the Sb member of the family which is *less* nested than its As relative. Experimental confirmation of this prediction would rule out weak coupling approaches to this problem. Experimental determination of the T_c , in these two compounds would clarify if nesting or the size of the magnetic moment is a better predictor of the superconducting transition temperature. Given the frantic pace of the research in this field we trust that the experimental answers to these important questions will be known in the very near future.

Acknowledgment: We acknowledge useful discussions with S. W. Cheong. This work was supported by the NSF division of materials research.

¹ Y. Kamihara, T. Watanabe, M. Hirano, and H. Hosono, J. Am. Chem. Soc. **130**, 3296 (2008).

² Z. A. Ren *et al.*, Chin. Phys. Lett. **25**, 2215 (2008).

³ M. Rotter, M. Tegel, and D. Johrendt, arXiv.org:0805.4630 (2008).

⁴ M. J. Pitcher *et al.*, arXiv.org:0807.2228 (2008); J. H. Tapp *et al.*, arXiv.org:0807.2274 (2008).

⁵ Y. Mizuguchi, F. Tomioka, S. Tsuda, T. Yamaguchi, and Y. Takano, arXiv.org:0807.4315 (2008).

⁶ D. J. Singh and M. H. Du, Phys. Rev. Lett. **100**, 237003 (2008).

⁷ K. Haule, J. H. Shim, and G. Kotliar, Phys. Rev. Lett. **100**, 226402 (2008).

⁸ I. I. Mazin, D. J. Singh, M. D. Johannes, and M. H. Du, arXiv.org:0803.2740 (2008); L. Boeri, O. V. Dolgov, and A. A. Golubov, Phys. Rev. Lett. **101**, 026403 (2008).

⁹ I. I. Mazin *et al.*, arXiv:0803.2740.

¹⁰ Kazuhiko Kuroki *et al.*, arXiv:0803.3325.

- ¹¹ Qimiao Si, Elihu Abrahams, arXiv:0804.2480.
- ¹² G.A. Sawatzky, I.S. Elfimov, J. van den Brink, J. Zaanen, arXiv:0808.1390
- ¹³ M. Brylak, M. H. Moller and W. Jeitschko, J. Solid State Chem. **115**, 305 (1995).
- ¹⁴ P. Wollesen, W. Jeitschko, M. Brylak, and L. Dietrich, J. Alloys and Comp. **245**, L5 (1996).
- ¹⁵ L. M. Zeng, W. Qin, S. W. Wu, J. M. Hao, L. Q. Nong, Rare Metals **16**, 128 (1997).
- ¹⁶ P. Blaha, K. Schwarz, G. K. H. Madsen, K. Kvasnicka ,and J. Luitz, Wien2K (Karlheinz Schwarz, Technische Universität Wien, Austria, 2001).
- ¹⁷ J. P. Perdew, K. Burke, and M. Ernzerhof, Phys. Rev. Lett. **77**, 3865 (1996).
- ¹⁸ T. Yildirim, Phys. Rev. Lett. **101**, 057010 (2008).
- ¹⁹ A. Kreyssig *et al.*, arXiv.org:0807.3032 (2008).
- ²⁰ P. Monthoux and G. G. Lonzarich, Phys. Rev. B **66**, 224504 (2002).