

Plaquette Order in the J_1 - J_2 - J_3 model: a series expansion analysis

Marcelo Arlego

Departamento de Física, Universidad Nacional de La Plata, C.C. 67, 1900 La Plata, Argentina.

Wolfram Brenig

Institut für Theoretische Physik, Technische Universität Braunschweig, 38106 Braunschweig, Germany

(Dated: February 20, 2024)

Series expansion based on the low equation method is employed to study the zero temperature properties of the spin $S=1/2$ J_1 - J_2 - J_3 antiferromagnet in two dimensions. Starting from the exact limit of decoupled plaquettes in a particular generalized J_1 - J_2 - J_3 model we analyze the evolution of the ground state energy and the elementary triplet excitations in powers of all three inter-plaquette couplings up to fifth order. We find the plaquette phase to remain stable over a wide range of exchange couplings and to connect adiabatically up to the case of the plain J_1 - J_2 - J_3 model, however not to the J_1 - J_2 model at $J_3 = 0$. Besides confirming the existence of such a phase, recently predicted by Mambri et al. [Phys. Rev. B 74, 144422 (2006)], we estimate its extent by D log-Pade analysis of the critical lines that result from closure of the triplet gap.

PACS numbers: 75.10.Jm, 75.50.Ee, 75.40.-s, 78.30.-j

INTRODUCTION

The study of quasi two-dimensional (2D) materials with frustrated magnetic exchange interactions is a field of intense research. This research is driven by the quest for systems which may exhibit exotic magnetic phases instead of simple long range anti/ferromagnetic order (AFM /FM LRO) [1]. Prominent examples of such phases are spin liquids (SL), with no ordering of any type, or valence bond states. The latter may occur as solids (VBS) with no breaking of lattice symmetries but potentially other hidden order, such as eg. string ordering, moreover valence bond crystals (VBC) are frequent, where lattice symmetries are directly broken in favor of eg. columnar or plaquette ordering [1, 2, 3]. Even for simple frustrated systems a quantitative understanding of the complete phase diagram is still lacking. The AFM spin- $S=1/2$ J_1 - J_2 model on the square lattice, is a paradigmatic case in this respect. This model corresponds to Fig.1, for $J_1 = J_0 > 0$, $J_2 > 0$ and $J_3 = 0$, where J_1 (and J_0) is the nearest neighbor exchange interaction and frustration is induced by the next-nearest neighbor exchange interaction J_2 . Experimentally, Li_2VOXO_4 ($X = \text{Ge, Si}$), which has been discovered recently, is a promising candidate to realize the J_1 - J_2 model in the range $J_2/J_1 \approx 5-10$ [4, 5]. Two limiting cases of J_1 - J_2 model are well-understood. For $J_2 = 0$ and $J_1 > 0$, the system is the 2D Heisenberg AFM, which exhibits Neel LRO. In the opposite limit, $J_1=J_2 \neq 0$, the system turns into a set of two decoupled AFMs on the 2D A and B sublattices. These lock into a collinear state by the order-from-disorder effect due to the finite J_2 . In the intermediate regime, $0.4 < (J_2/J_1)_{c1} < J_2/J_1 < (J_2/J_1)_{c2} \approx 0.6$, both, the Neel and the collinear state are known to be unstable. Here, different approaches, including exact diagonalization (ED) [6, 7, 8], quantum Monte Carlo (QMC) [9, 10],

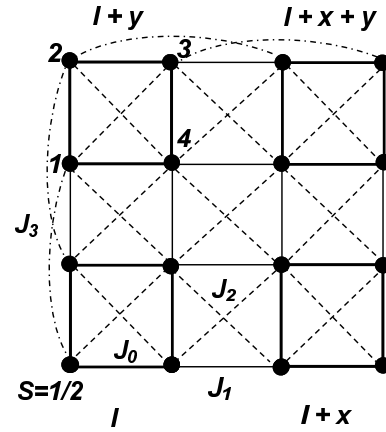


FIG. 1: The generalized J_1 - J_2 - J_3 model considered in this work. Solid circles represent spin $S=1/2$ moments. Plaquettes (bold solid lines) are non-locally coupled by nearest (J_1), next nearest (J_2) and next-next nearest (J_3) interactions, represented by thin solid, dashed and dot-dashed lines, respectively. For clarity only some of the J_3 couplings are depicted. On each isolated plaquette, the couplings along the square edges are J_0 (bold solid lines) and across the diagonals J_2 . At $J_1 = J_0$ the J_1 - J_2 - J_3 model is recovered. J_0 couplings are set to unity hereafter.

spin wave theory (SW) [11], large N expansion [12], and series expansion (SE) [13, 14, 15, 16, 17, 18], have confirmed that one or several quantum disordered phases with a singlet ground state and a gap to magnetic excitations may be present. The precise nature of the intermediate phase (S), however, is still controversial. In the simplest scenario, considering the existence of a single intermediate phase only, a plaquette VBC [9], a columnar VBC [12] and a SL [10] have been proposed. Other studies suggest that the intermediate phase could be composed of two SL-like phases [16].

The main purpose of this paper is to put the J_1 - J_2

model into a broader perspective, by considering an extended version, i.e. the J_1 - J_2 - J_3 model, which is depicted in Fig.1 for $J_1 = J_0$ and includes a third nearest-neighbor interaction J_3 (for clarity only some of the J_3 couplings are shown). Classically, the competing interactions $J_2=J_1$ and $J_3=J_1$ lead to four ordered phases of the J_1 - J_2 - J_3 model [19, 20, 21]. Among them, Neel and helical phases, which are separated by a classical critical line $(J_2 + 2J_3)=J_1 = 1/2$ exist. The Neel phase remains rather stable against quantum fluctuations, although it has been conjectured that critical line, at $J_2 = 0$, should be shifted to $J_3=J_1 > 1/4$ once the quantum model is considered [21].

The nature of the quantum phases in a selected region J_1, J_2 , and J_3 has been considered recently by Manzi et al. [22]. By employing ED and diagonalization in a subset of short-range valence bond singlets (SRVB method) these authors have found evidence for a VBC ordered, gapped plaquette phase in an extended region around the line $(J_2 + J_3)=J_1 = 1/2$ and $J_3 = J_2$. In this paper we will complement and extend these findings by performing SE analysis. In particular we will aim at a quantitative determination of the extension of the plaquette phase around the previously mentioned line by localizing the critical lines for a closure of the triplet gap.

Our strategy will be to analyze perturbatively the evolution of the ground state of a generalized version of the J_1 - J_2 - J_3 model. For this version $J_0 \notin J_1$. At $J_{1,3} = 0$ and $J_2 \neq 0$ only on those squares formed by the J_0 -links the generalized J_1 - J_2 - J_3 model shown in Fig.1 exhibits a product-state of disconnected bare four-spin 'plaquettes'. This will be the unperturbed ground state from which we start. The local J_0 couplings (bold lines) will be set to unity hereafter. Therefore at $J_1 = 1$ we recover the J_1 - J_2 - J_3 model (in units of J_1) from the generalized model. The Hamiltonian of generalized model is

$$H = H_0 + V; H_0 = \sum_l h_{0,l}; V = \sum_l (V_{1,l} + V_{2,l} + V_{3,l}); \quad (1)$$

where $h_{0,l}$ refers to the local plaquette at site l , given by

$$h_{0,l} = [S_1 \cdot S + S_2 \cdot S + S_3 \cdot S + S_4 \cdot S]_l + J_2 (S_1 \cdot S + S_2 \cdot S)_l \\ = \frac{1}{2} [S_{1234}^2 + S_{13}^2 + S_{24}^2 + J_2 (S_{13}^2 + S_{24}^2 - 3)]_l; \quad (2)$$

in which $S_{1::m} = S_1 + \dots + S_m$. $V_{1,l}$, $V_{2,l}$ and $V_{3,l}$ in Eq.(1) represent the inter-plaquette coupling at site l via nearest (J_1), next nearest (J_2) and next-next nearest (J_3) interactions, respectively.

$$V_{1,l} = J_1 [S_{3,l} \cdot S_{l+1} + S_{4,l} \cdot S_{l+1} + S_{2,l} \cdot S_{l+2} + S_{3,l} \cdot S_{l+2}]_l \\ V_{2,l} = J_2 [S_{4,l} \cdot S_{l+2} + S_{3,l} \cdot S_{l+2}]_l \quad (3)$$

state	q	$e_0 + 2$	S_{1234}	S_{13}	S_{24}
\mathcal{F}_{ti}	$\frac{1}{2}J_2$	0	1	1	1
\mathcal{T}_{ti}	$\frac{1}{2}J_2 + 1$	1	1	1	1
\mathcal{F}_{si}	$\frac{3}{2}J_2 + 2$	0	0	0	0
\mathcal{T}_{tsi}	$\frac{1}{2}J_2 + 2$	1	1	0	0
\mathcal{T}_{sti}	$\frac{1}{2}J_2 + 2$	1	0	1	1
\mathcal{Q}_{ti}	$\frac{1}{2}J_2 + 3$	2	1	1	1

TABLE I: Eigenstates of a local plaquette Hamiltonian, $h_{0,l}$. Each state is labeled by the energy: e_0 and the quantum numbers: S_{1234} , S_{13} and S_{24} . Note that J_0 coupling has been set to unity.

$$+ S_{2,l} \cdot S_{l+2} + S_{3,l} \cdot S_{l+2} \\ + S_{3,l} \cdot S_{l+2} + S_{4,l} \cdot S_{l+2} \\ X^4 \\ V_{3,l} = J_3 \sum_{i=1} (S_{i,l} \cdot S_{l+3} + S_{i,l} \cdot S_{l+3}) :$$

Table I shows the eigenstates of a local plaquette Hamiltonian, $h_{0,l}$, in which each state is labeled by the ground state energy: e_0 , the total spin: S_{1234} , and the spin along each diagonal: S_{13} and S_{24} .

From this table it follows that for $0 < J_2 < 1$ the ground state is \mathcal{F}_{ti} , i.e. a spin singlet along the plaquette and triplets along the diagonals. For $0 < J_2 < \frac{1}{2}$ the first excited state is \mathcal{T}_{ti} , i.e. triplets along both the plaquette and the diagonals. At $J_2 = 1$ there is a crossover in the ground state energy and thereafter the ground state is \mathcal{F}_{si} , i.e. singlets along the plaquette and the diagonals. The other states are total triplets, \mathcal{T}_{tsi} and \mathcal{T}_{sti} , consisting of a triplet on one of the diagonals and a triplet on the other one. Finally, there is a quintet state, \mathcal{Q}_{ti} .

SERIES EXPANSION BY CONTINUOUS UNITARY TRANSFORMATION

In this Section we briefly describe the SE expansion in terms of J_1, J_2 and J_3 . First, we rewrite the Hamiltonian (Eq.(1)) as

$$H = H_0 (J_2 = 0) + J_2 O_2^0 + \sum_{i=1}^X J_i \sum_{n=N}^X O_i^n; \quad (4)$$

where H_0 has been split into the first two terms. The first one, $H_0 (J_2 = 0)$, has a set of equally spaced energy levels (Table I). These are labeled with a total particle-number operator: $Q = \sum_l Q_l (Q_l = 0)$. $Q = 0$ corresponds to zero particle states: $|\mathcal{F}_{ti}\rangle$. $Q = 1$ sector corresponds to one-particle states: $|\mathcal{T}_{ti}\rangle$, $|\mathcal{T}_{tsi}\rangle$, $|\mathcal{T}_{sti}\rangle$, i.e., a local triplet at site l created from the vacuum. $Q = 2$ sector of the spectrum is of multiparticle nature.

The second term in Eq.(4) refers to local contributions in H_0 proportional to J_2 . The last three terms in the same Eq.(4) represent the inter-plaquette interactions,

via J_1 , J_2 and J_3 , respectively. There, O_i^n operators non-locally create ($n = 0$) and destroy ($n < 0$) quanta within the ladder spectrum of H_0 ($J_2 = 0$). The explicit tabulation of O_i^n in this model shows that $N = 4$ [23].

It has been shown [24] that models of type Eq.(4) allow for SE by means of Wegner's continuous unitary transformation (CUT) method [25]. The basic idea is to map $H \rightarrow H_e$, where

$$H_e = H_0 + \sum_{k,m;l=1}^X C_{k,m;l} J_1^k J_2^m J_3^l. \quad (5)$$

The $C_{k,m;l}$ operators in Eq.(5) involve products of the O_i^n operators of Eq.(4). However, as the main point and unlike in H , the effective Hamiltonian H_e is constructed to have a block diagonal structure, where each block has a fixed number of particles Q of H_0 ($J_2 = 0$). This is achieved order by order in the expansion. We refer to Ref.[24] for further details. In the following Sections we will apply this technique to calculate the ground state energy and the one-particle excitations.

DISPERSION OF ONE-TRIPLET EXCITATIONS

In this Section we evaluate the dispersion of one-triplet states for different values of the coupling constants, J_1 , J_2 and J_3 . To this end, it is necessary to diagonalize H_e in the $Q = 1$ sector of H_0 ($J_2 = 0$), i.e., the subspace spanned by $|1\rangle_i$ states. Q -conservation implies that the sole action of H_e on the local triplet states refers to translation in real space, i.e.,

$$H_e |1\rangle_i = \sum_l c_l |1\rangle_{i+l}; \quad (6)$$

where the c_l 's are the hopping amplitudes of a local triplet from origin 0 to site l . Due to the lattice translational invariance Eq.(6) can be diagonalized by Fourier transformation

$$E_1(k) = \sum_l c_l \exp(ik \cdot l); \quad (7)$$

From this, the dispersion $\omega(k)$ follows as

$$\omega(k) = E_1(k) - E_0; \quad (8)$$

where the ground state energy, E_0 , is obtained by applying Q -conservation to the 0-particle sector, i.e., $E_0 = \langle 0 | H_e | 0 \rangle$. It is important to note that, even without an explicit discussion of this quantity, Eq.(8) requires a full calculation of the ground state energy up to the same order as the hopping amplitudes.

By symmetry considerations not all the c_l 's are independent, which leaves only a subset of them to be calculated. Usually, in CUT applications, the c_l 's at $O(n)$

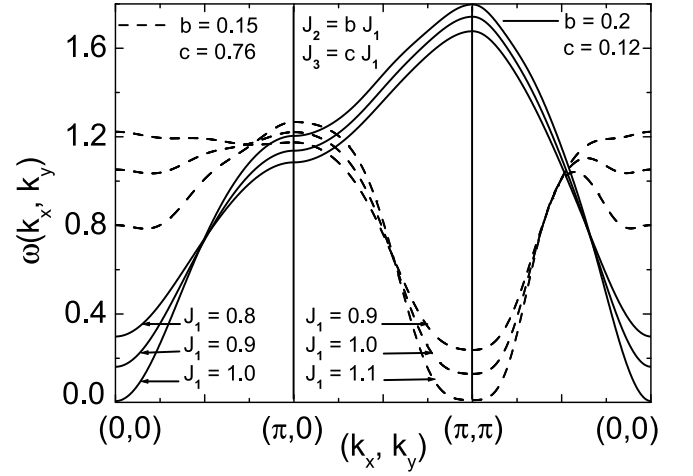


FIG. 2: Triplet dispersion $\omega(k)$ as a function of the wave vector $k = (k_x; k_y)$ along the path $k = (0;0) \rightarrow (\pi;0) \rightarrow (\pi;\pi) \rightarrow (0;0)$. Two families of curves in coupling-constant space with parametrization $J_2 = bJ_1$ and $J_3 = cJ_1$ close to the actual J_1 - J_2 - J_3 model at $J_1 = 1$ have been selected to show triplet softening, i.e. $\omega(k) = 0$. The instability at $k_{c1} = (0;0)$ occurs at small values of J_3 , with respect to J_1 (solid lines). For larger values of J_3 the instability is at $k_{c2} = (\pi;\pi)$ (dashed lines).

are obtained in the thermodynamic limit, by considering finite clusters which are large enough to embed all the paths of length n [26] that connect origin 0 with site l . In our model, due to the number of couplings considered and its dimensionality, this method becomes computationally very demanding. Alternatively, we have implemented a linked cluster approach, with subgraph subtraction to obtain the c_l 's. We refer to Ref.[27] for technical details of this method.

We have evaluated analytic expressions for the triplet dispersion, $\omega(k)$, keeping all three independent variables J_1 , J_2 , and J_3 , i.e. without any parametrization, up to $O(5)$ [28].

Fig 2 shows the dispersion obtained at $O(5)$, as a function of wave vector k , along high symmetry directions and for different values of the couplings. We have chosen paths in the couplings space that show the instabilities of the plaquette phase associated with triplet softening, i.e. $\omega(k) = 0$. We have selected two families of curves, parametrized according to J_1 , $J_2 = bJ_1$, and $J_3 = cJ_1$, around $J_1 = 1$, the latter being the point where the J_1 - J_2 - J_3 model (in units of J_1) is recovered (see Fig.1).

As shown in Fig 2, triplet softening occurs at a critical wave vector of $k_{c1} = (0;0)$ for the specific value of $(J_1; J_2; J_3) = (1; 0.2; 0.12)$, i.e. for relatively small values of J_3 , as compared to J_2 (solid lines). Additionally, for larger values of J_3 a critical wave vector at $k_{c2} = (\pi;\pi)$ (dashed lines) can be observed for the particular value of $(J_1; J_2; J_3) = (1.1; 0.15; 0.76)$ (dashed line). We have found no other values for critical wave vectors. Fig 2 clar-

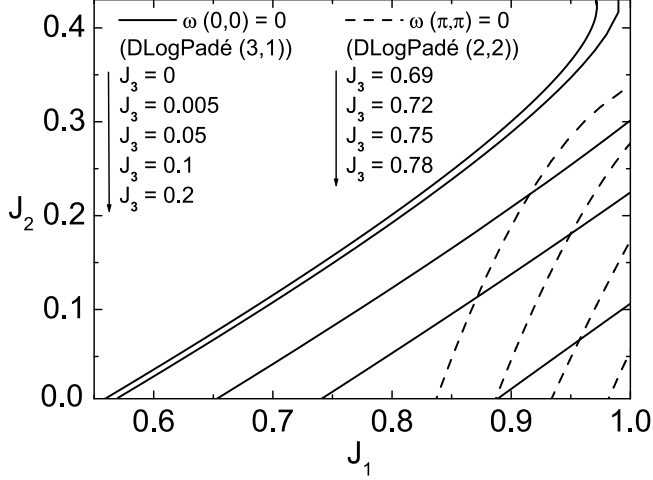


FIG. 3: Critical lines ($\Delta(k_c) = 0$) in J_1 - J_2 plane and J_3 as parameter. Triplet softening occurs at $k_{c1} = (0;0)$ and $k_{c2} = (\pi; \pi)$, shown with solid and dashed lines, respectively. In all cases results from D log-Pade analysis are depicted. For $0 \leq J_3 \leq 0.4$, the instability at k_{c1} limits the plaquette phase, projected onto J_1 - J_2 plane. But only for $J_3 \in [0.05, 0.78]$ a plaquette phase appears in J_1 - J_2 - J_3 model (critical lines cross $J_1 = 1$). In particular, for $J_1 = 1$, J_2 , and $J_3 = 0$, i.e. in the J_1 - J_2 model, the plaquette phase is not present. For $0.7 \leq J_3 \leq 0.8$, the critical lines at k_{c2} limit the plaquette phase projected onto J_1 - J_2 plane.

ies the type of critical points that have to be expected and is a first indication of the qualitative relevance of J_3 on the possible ground states of the model. To obtain a quantitative picture, the stability region of the plaquette phase in J_1 - J_2 - J_3 space will be studied in detail in the following Sections.

STABILITY OF THE PLAQUETTE PHASE

In this Section we discuss the quantum critical lines, resulting from the closure of the plaquette triplet gap, which resembles second order quantum phase transitions. This will give us a quantitative estimate of the stability region of the plaquette phase. In particular we are interested in a possible adiabatic connection of the isolated bare plaquette phase (with only local $J_2 \neq 0$) up to the value of $J_1 = 1$. This analysis is shown in Fig.3 which depicts the borders of the stability region projected onto J_1 - J_2 plane, taking J_3 as parameter.

Fig.3 displays two families of critical lines, corresponding to the closure of the triplet gap ($\Delta(k_c) = 0$) for $k_{c1} = (0;0)$ and $k_{c2} = (\pi; \pi)$, with dotted and solid lines, respectively. First, it is obvious that independently of J_2 and J_3 the plaquette phase extends from the origin, $J_1 = J_2 = J_3 = 0$ (not shown in Fig.3) up to $J_1 \approx 0.55$ below which there are no signals of triplet softening. Second, we focus on the $\Delta(k_{c1}) = 0$ instability. In the case of

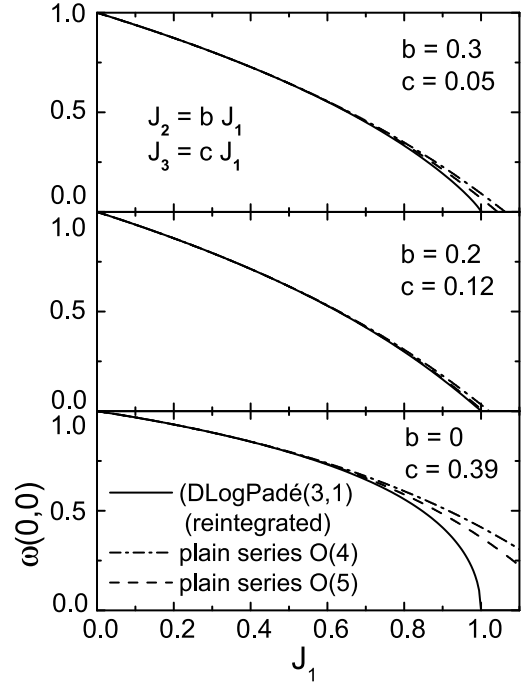


FIG. 4: Comparison between the triplet gap at $k_c = (0;0)$ obtained by means of plain series and a particular D log-Pade approximant along selected straight line paths in couplings space, for a case in which the triplet gap closes at $J_1 = 1$. Results from reintegrated D log-Pade(3,1), plain series at O(4) and O(5) are shown with solid, dot-dashed and dashed lines, respectively. For $J_1 \leq 0.5$ the agreement is very good in all cases. Closer to J_1 - J_2 - J_3 model, i.e. to $J_1 = 1$, clear differences between the D log-Pade and the plain series arise.

$J_3 = 0$, as can be observed from the Figure, the critical line almost reaches, but does not cross the line $J_1 = 1$. In other words: the J_1 - J_2 model does not show a plaquette phase. This result is consistent with the previous SE analysis on J_1 - J_2 model in Ref.[14].

Third, we consider the simultaneous effect of J_1 , J_2 and J_3 . As can be observed in Fig.3, increasing the values of J_3 enlarges the region of stability of the plaquette phase in the J_1 - J_2 plane in terms of the critical line $k_{c1} = (0;0)$ (solid lines). Most important, finite J_3 helps to stabilize the plaquette phase at $J_1 = 1$. In fact, already for $J_3 \approx 0.05$ the critical line crosses $J_1 = 1$. For $J_3 \approx 0.4$ the solid critical line merges with the lower righthand corner of Fig.3 and the plaquette phase extends over all of the J_1 - J_2 plane shown. These results are consistent with Ref.[22].

Now we turn to the plaquette phase stability region, projected onto J_1 - J_2 plane, limited by the critical lines $\Delta(k_{c2}) = 0$ (dotted lines in Fig.3). We find a similar tendency as for k_{c1} , i.e. the region of stability of the plaquette phase in the J_1 - J_2 plane is enlarged by increasing J_3 . In this case however the impact of J_3 is somewhat less significant as compared to J_2 .

Technically, the critical lines of Fig.3 have been obtained using D log-Pade analysis, rather than the plain series. This is known to improve the accuracy of locating the critical points significantly. For details on this technique we refer the reader to the literature [29]. In order to work with single variable D log-Pades we have scanned the exchange coupling space by means of straight lines, parametrized according to $(J_1; J_2 = bJ_1; J_3 = cJ_1)$. For fixed values of b and c this amounts to a single variable, i.e. J_1 .

To assess the impact of the D log-Pade analysis, we show its result for $\omega(k_{c1})$, for a particular D log-Pade approximant and a case in which the triplet gap closes at $J_1 = 1$ (Fig.4). A similar analysis has been done for all the critical lines calculated, including several D log-Pade approximants in each case. In this Figure, the solid line refers to the reintegrated D log-Pade (3;1), and the dot-dashed and dashed lines show the plain series at O(4) and O(5), respectively. From there it is clear that for $J_1 \leq 0.5$ the agreement between the reintegrated D log-Pade and the SE at O(4) and O(5) is very good. In fact, all plots are indistinguishable on the scale used. This provides a qualitative measure of the convergence of the series. For $J_1 \leq 0.5$ and closer to criticality (at $J_1 = 1$ in this case) however, we rely on the D log-Pade technique in order to describe the closure of the gap.

PLAQUETTE PHASE AT $J_1 = 1$

Here we analyze the extent of the plaquette phase on the J_2 - J_3 plane at $J_1 = 1$, i.e. for the actual J_1 - J_2 - J_3 model, written in units of J_1 . As it was mentioned in the Introduction, ED calculations for J_1 - J_2 - J_3 model, using the complete Hilbert space and a restricted space of short-range dimer singlets, provide strong evidence for the existence of a plaquette phase around the line $J_2 + J_3 = 1/2$ at $J_1 = 1$, in particular for $J_3 \leq J_2$ [22]. In this Section, we will extend this study by specifying the extension of this phase as obtained from SE. To this end, we proceed as in the previous Section, i.e. the critical lines are obtained by analyzing the closure of the triplet gap, i.e. solutions of $\omega(k) = 0$.

In Fig.5 we show the corresponding results. The lower and upper critical lines mark the triplet softening at k_{c1} and k_{c2} , respectively, and enclose the region of a finite triplet gap. I.e. this region refers to the plaquette phase, labeled by 'P'. In this Figure, D log-Pade approximants are depicted by solid lines, and the results obtained by employing the O(5) plain series by dashed lines. We note that the critical lines shown from D log-Pade approximants in Fig.5 are consistent with the pairs of $(J_{2c}; J_{3c})$ at $J_1 = 1$ shown in Fig.3.

Although, as in the previous Section, we base our results on the D log-Pade analysis, the agreement between the plain series and the D log-Pade approximants can be

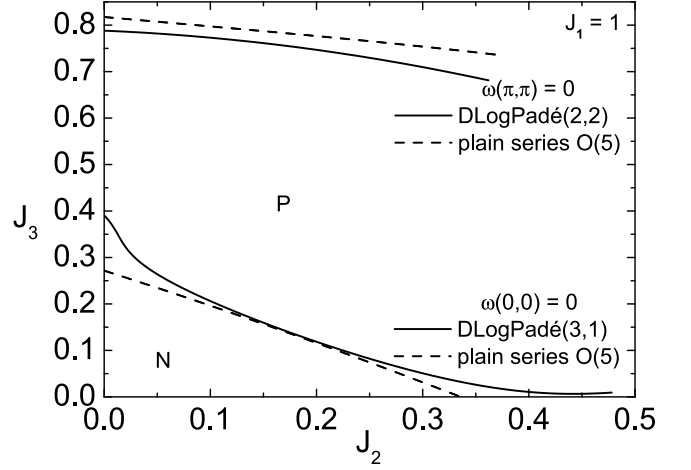


FIG. 5: Extension of the plaquette phase in J_2 - J_3 plane at $J_1 = 1$ (actual J_1 - J_2 - J_3 model). The lower and upper critical lines represent the closure of the triplet gap at $k_{c1} = (0; 0)$ and $k_{c2} = (\pi; \pi)$, respectively, which limit the plaquette phase (intermediate region labeled with P). Solid and dashed lines represent the results obtained employing D log-Pade approximants and plain series, respectively. The plaquette phase extends considerably around the straight line which connects $(J_2 = 0; J_3 = 0.5)$ with $(J_2 = J_3; J_3 = 0.25)$, previously studied in Ref.[22]. Unlike the plain series, our D log-Pade analysis suggests that the plaquette phase is not present in J_1 - J_2 model ($J_3 = 0$) for the parameters studied. However, for $0.35 \leq J_2 \leq 0.6$ the critical line is too close to $J_3 = 0$ to allow for definite statements at this order of SE.

used to assess the convergence of the series. From Fig.5, it is clear that the best agreement for the lower critical line is found in the intermediate region, i.e. where $0.1 \leq J_{2;3} \leq 0.2$.

For the special case of $J_2 = 0$, i.e. for the pure J_1 - J_3 model, it has been conjectured that the classical critical line to Neel phase at $J_3 = J_1 = 0.25$ ($J_1 = 1$ in our case) should be shifted to larger values in the quantum model [21]. For all D log-Pades analyzed, our results confirm this conjecture, as e.g. for the (3;1) D log-Pade approximant of the lower critical line shown in Fig.5.

In conclusion we find that the plaquette phase extends considerably around the straight line of maximal frustration, connecting $J_2 = 0; J_3 = 0.5$ with $J_2 = J_3 = 0.25$, which was studied in Ref.[22]. In particular, as it can be seen in Fig.5, the upper critical line is rather far from the line of maximal frustration. Additionally, in the limiting case $J_3 = 0$, we remain with the J_1 - J_2 model. For the latter, and as shown in the right lower corner of Fig.5, and unlike the plain series, the D log-Pade analysis suggests that the critical line does not intersect the J_2 axis. I.e. we find no stability of the plaquette phase. This is in agreement with the SE results of Ref.[14]. Yet, the proximity between the critical line and the J_2 axis calls for caution on this finding with respect to the convergence of the SE in this parameter range.

CONCLUSIONS

To summarize, using series expansion, based on low equations we have analyzed the zero temperature properties of the 2D spin-1=2 J_1 - J_2 - J_3 AFM. Starting from the limit of decoupled plaquettes of a generalized J_1 - J_2 - J_3 model we have evaluated three-parameter series up to $O(5)$ in the interplaquette exchange couplings J_1 , J_2 and J_3 for the ground state energy and for the triplet dispersion.

We find a rather large range of $J_{1,2,3}$ couplings which adiabatically connects to the state of isolated plaquettes and hosts a plaquette phase which is stable against second order quantum phase transitions into magnetic states. Our findings corroborate and enhance related predictions of Mambri et al. [22] on the location of a stable plaquette phase at $J_1 = 1$.

For the particular case of the J_1 - J_2 model at $J_3 = 0$, and consistently with results obtained in Ref.[14], our calculation predicts that the plaquette phase is not stable in the parameter range which we have investigated. However, higher order series expansions seem very desirable to render such results more reliable. In particular, from our series we are reluctant to draw any definite conclusions about the controversial region $J_3 = 0$ and $0.4 \leq J_2 \leq 0.6$.

Finally, we emphasize that our analysis has been focused on the stability of the plaquette phase with respect to second order transitions driven by one-particle (triplet) excitations. Further instabilities, like first order transitions or level crossings of excited states, other than elementary triplets, could give rise to further reduction of the plaquette regime and have not been considered here. Along this line, the two-particle sector, which includes singlet excitations, may play a role that can be analyzed using our SE technique. This deserves future investigation.

ACKNOWLEDGMENTS

We would like to thank D. Poilblanc and A. Lauchli for helpful comments. This research was supported in part through DFG Grant No. BR 1084/4-1.

E-mail: m.arlego@sica.unlp.edu.ar

- [1] G.M. Isguich and C. Lhuillier, in *Frustrated Spin Systems*, edited by H.T. Diep (World Scientific, Singapore, 2005).
- [2] J. Richter, J. Schulenburg, and A. Honecker, in *Quantum Magnetism*, edited by U. Schollwöck, J. Richter, D.J.J.

- Famell, and R.F. Bishop, *Lecture Notes in Physics* Vol. 645 (Springer-Verlag, Berlin, 2004).
- [3] F. Alet, A.M. W alczak, and M.P. Fisher, *Physica A* 369, 122 (2006).
- [4] R. M elzi, P. Carreta, A. Lascialfari, M. Mambri, M. Troyer, P. Millet, and F. Mila, *Phys. Rev. Lett.* 85, 1318 (2000).
- [5] H. Rosner, R.R.P. Singh, W.H. Zheng, J. Oitmaa, S.L. Drechsler, and W.E. Pickett, *Phys. Rev. Lett.* 88, 186405 (2002).
- [6] E. Dagotto and A. Moreo, *Phys. Rev. Lett.* 63, 2148 (1989).
- [7] E. Dagotto, S. Bacci, and E. Dagotto, *Phys. Rev. B* 43, 10970 (1991).
- [8] H.J. Schulz, T. Ziman, and D. Poilblanc, *J. Phys. I* 6, 675 (1996).
- [9] L. Capriotti and S. Sorella, *Phys. Rev. Lett.* 84, 3173 (2000).
- [10] L. Capriotti, F. Becca, A. Parola, and S. Sorella, *Phys. Rev. Lett.* 87, 097201 (2001).
- [11] P. Chandra and B. Douçot, *Phys. Rev. B* 38, 9335 (1988).
- [12] N. Read and S. Sachdev, *Phys. Rev. Lett.* 62, 1694 (1989).
- [13] M.P. Gelfand, *Phys. Rev. B* 42, 8206 (1990).
- [14] R.R.P. Singh, Z. Weihong, C. Hamer, and J. Oitmaa, *Phys. Rev. B* 60, 7278 (1999).
- [15] V.N. Kotov, J. Oitmaa, O.P. Sushkov, and Z. Weihong, *Phys. Mag. A* 80, 1483 (2000).
- [16] O.P. Sushkov, J. Oitmaa, and Z. Weihong, *Phys. Rev. B* 63, 104420 (2001).
- [17] O.P. Sushkov, J. Oitmaa, and Z. Weihong, *Phys. Rev. B* 66, 054401 (2002).
- [18] J. Sirker, Z. Weihong, O.P. Sushkov, J. Oitmaa, *Phys. Rev. B* 73, 184420 (2006).
- [19] A. Moreo, E. Dagotto, T. Jolicoeur, and J. Riera, *Phys. Rev. B* 42, 6283 (1990).
- [20] A. Chubukov, *Phys. Rev. B* 44, 392 (1991).
- [21] J. Ferrer, *Phys. Rev. B* 47, 8769 (1993).
- [22] M. Mambri, A. Lauchli, D. Poilblanc, and F. Mila, *Phys. Rev. B* 74, 144422 (2006).
- [23] Explicit tabulation of O_1^n is electronically available on request from the authors.
- [24] C. Knetter and G.S. Uhrig, *Eur. Phys. J. B* 13, 209 (2000).
- [25] F.J. Wegner, *Ann. Phys.* 3, 77 (1994).
- [26] A graph of length n is composed by n steps. Each step connects a given site with its nearest neighbors along both x/y directions and the diagonals.
- [27] J. Oitmaa, C. Hamer, and W. Zheng *Series Expansion Methods for Strongly Interacting Lattice Models* (Cambridge University Press, UK, 2006).
- [28] The explicit expressions of the triplet dispersion $\omega(k)$ and the hopping elements c_i in terms of J_1 , J_2 , and J_3 are too lengthy to be displayed in written form and will be made available electronically on request from the authors.
- [29] A. Guttmann, in *Phase Transitions and Critical Phenomena*, Vol.13, edited by C. Domb and J.L. Lebowitz (Academic Press, London, 1989).