

Development of simulation package ELSE S' for extra-large-scale electronic-structure calculation

T. Hoshi^{1,2}, T. Fujiwara^{3,2}

(1) Department of Applied Mathematics and Physics, Tottori University, Tottori 680-8550, Japan

(2) Core Research for Evolutional Science and Technology, Japan Science and Technology Agency (CREST-JST), Japan

(3) Center for Research and Development of Higher Education, The University of Tokyo, Bunkyo-ku, Tokyo, 113-8656, Japan

Abstract. An early-stage version of simulation package ELSE S' (Extra-Large-Scale Electronic-Structure calculation) is developed for electronic structure and dynamics of large systems, particularly, nm-scale or 10nm-scale systems (www.elses.jp). Input and output files are written in the Extensible Markup Language (XML) style for general users. Related pre-/post-simulation tools are also available. Practical workflow and example are described. A test calculation of GaAs bulk system is shown to demonstrate that the present code can handle systems with more than one atom species. Several future aspects are also discussed.

PACS numbers: 71.15.Pd, 61.46.-w, 71.15.Dx

1. Introduction

Process (molecular-dynamics, MD) calculation with electronic structure is essential as analysis or prediction tools of nanomaterials, particularly, materials in nanometer or ten-nanometer scales. Since structure and function of materials in these scales are determined by the competition among different regions, typically surface and bulk (inner) regions, the theory should reproduce such a nanoscale competition by describing correct electronic structures at different regions. For years, we have developed a set of theories and program code for such nanoscience researches. [1, 2, 3, 4, 5, 6, 7, 8, 9] One crucial point is that large-scale quantum-mechanical calculation can be realized, in principle, by calculating the one-body density matrix, instead of one-electron eigen states, since the computational cost can be drastically reduced. [10] An overview of these theories can be found in the introduction part of Ref. [7]. Practical methods were constructed as solver methods of the one-body density matrix or the Green's function for a given Hamiltonian matrix. We note that some of the theories are purely mathematical ones, iterative linear-algebraic algorithms for large matrices and, therefore, should be useful in other fields of physics. Actually, one method, called 'shifted conjugate-orthogonal conjugate-gradient method', [6] was applied to an extended Hubbard model for $\text{La}_{2-x}\text{Sr}_x\text{NiO}_4$. [11] Another crucial point is to construct algorithms for efficient parallel computations. Since multi-core CPU architectures are now built in standard workstation or personal computer, parallel computations are essential for actually all the computational systems. The calculations are realized with Slater-Koster-form (tight-binding) Hamiltonians and test calculation was carried out with 10^2 - 10^7 atoms with or without parallelism. See Fig.1 (a) for a benchmark, in which the parallelism was realized by the OpenMP directive (www.openmp.org). As a benchmark with a recent multi-core CPU architecture, we have tested our code with a standard workstation with four dual-core CPU's (Opteron 2GHz), for liquid carbon with 1728 atoms. We adopted a typical Hamiltonian of carbon system. [12] As a result, a computational time is six seconds per time step in the process (MD) calculations and a parallel efficiency is more than 90%. Electronic property, such as density of states, is also calculated. [7]

Now the code has named Extra Large Scale Electronic Structure calculation (ELSES) code (www.elses.jp). It is reorganized as a simulation package with input/output files in the Extensible Markup Language (XML) style (<http://www.w3.org/XML/>), such as shown in Fig.1 (b), for a wider range of users and applications. This article describes structure, example and future aspect of the simulation code.

2. Structure of code

Structure of the code is illustrated schematically in Fig.2. The outer loop of the code is the loop of time evolution in MD simulation (MD part) according to the Newton equation;

$$M_I R_I = F_I \quad (1)$$

where M_I ; R_I are mass and position of I-th atom (ion), respectively and F_I is the force on the atom. The time evolution is performed numerically by a finite-difference method, as in classical MD simulations. At each time step, the quantum-mechanics (QM) part is called from the MD part, in which the force is calculated from the

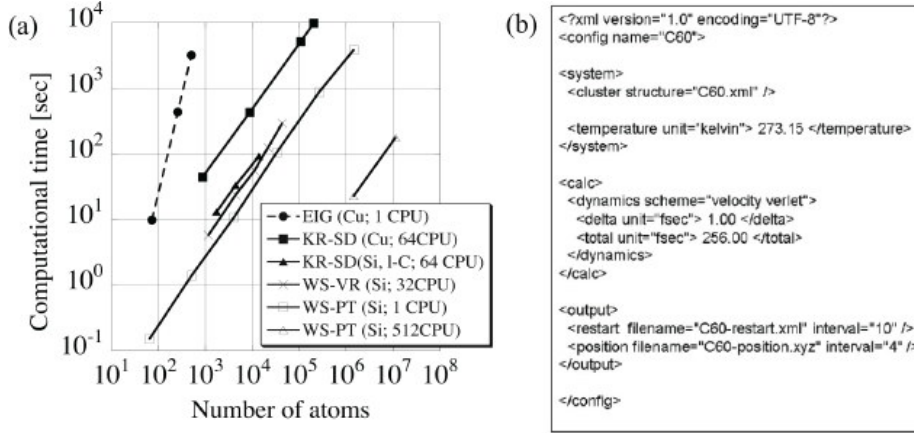


Figure 1. (a) The computational time as a function of the number of atoms (N). [2, 5, 7] The time was measured for metallic (fcc Cu and liquid C) and insulating (bulk Si) systems with up to 11,315,021 atoms, by the conventional eigenstate calculation (EIG) and by our methods for large systems; Krylov-subspace method with subspace diagonalization procedure (KR-SD), and Wannier-state method with variational and perturbative procedures (WS-VR, WS-PT). See the original papers [2, 5, 7] for the details of parallel computation. (b) An example of XML formatted input file. In this example of input file, calculation conditions are set as the initial atomic structure file: C60.xml, integration algorithm for molecular dynamic calculation: velocity Verlet, time step: 1.0fsec, total simulated time: 250fsec. Results of atomic structures are written in a file named C60-position.xyz every 4 steps, and restart file C60-restart.xml is updated every 10 steps.

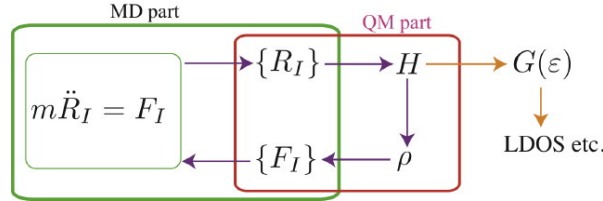


Figure 2. Illustrated structure of the code

position of atoms;

$$f(R_I) = H^{-1} f(F_I); \quad (2)$$

Here H is Hamiltonian matrix and ρ is the one-body density matrix, defined formally as

$$\rho(r; r^0) = \sum_i f_i(r) f_i(r^0); \quad (3)$$

from eigen states $f_i(r)$ and their occupation number f_i . The diagonal elements ($r = r^0$) gives electron density ($n(r) = \rho(r; r)$) and the off-diagonal ones ($r \neq r^0$) are responsible for quantum-mechanical effect. In an order- N calculation, such as Krylov-subspace method [4, 7], the density matrix is calculated without eigen states $f_i(r)$. In the present article, the calculation method of the density matrix from Hamiltonian

(H) is called 'solver'. In the practical code, the matrices are given within atomic orbital representation

$$H(i; j; I; J) = h(i; j) \hat{H}^I_J \quad (4)$$

$$(i; j; I; J) = h(i; j) \hat{J}^I_J \quad (5)$$

where the sucses $I; J$ denote atoms and the sucses $i; j$ denote orbitals. The local density of states (LDOS) is calculated through the Green function $G(i; j)$, with a Krylov-subspace solver [6];

$$H(i; j) G(i; j) = \text{LDOS}; \quad (6)$$

which is carried out in a post-simulation tool.

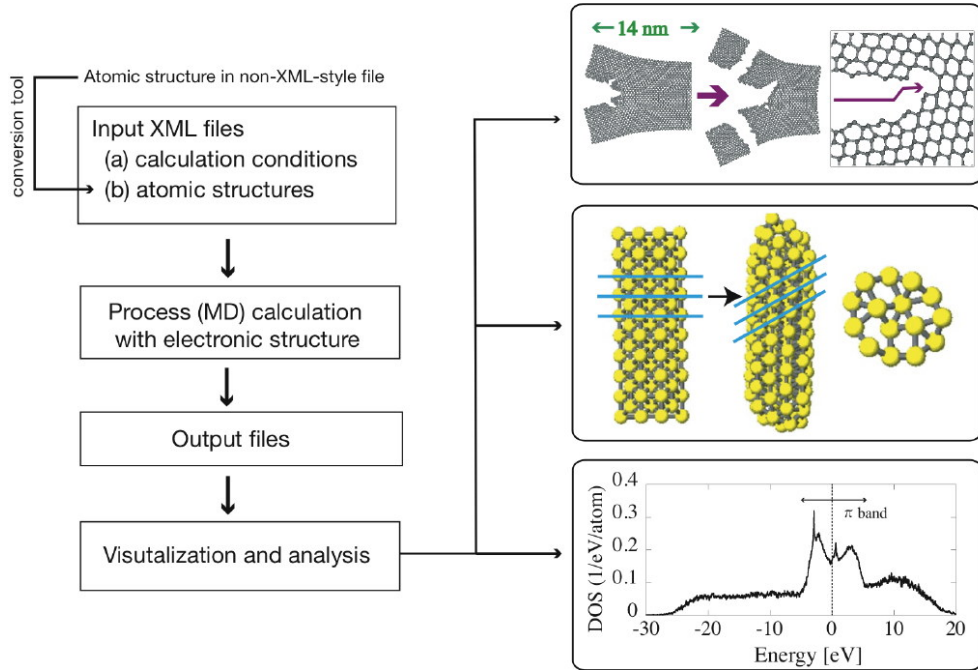


Figure 3. Schematic figure of the workflow of research with examples of results (right panels). As examples, silicon cleavage process, [5] formation process [8] of helical multishell gold nanowire [13], local density of state of liquid carbon [7] appear, at the upper, middle and lower panels of the right side, respectively.

Figure 3 indicates the workflow in research; Two input files in the XML style are needed; (a) the calculation conditions (See Fig. 1 (b)) and (b) the initial atomic structure. Several conversion tools, as pre-simulation tools, are available so as to create the XML-style file of atomic structure from non-XML style files, such as files in the conventional XYZ style.

The XML style is used commonly among text-based electronic files for sharing data through the internet. It is flexible and extensive, because it allows us to define their own items. In an XML-style file, each item is designated by start tag (`<item>`) and end tag (`</item>`). As an example of our XML-style file, Fig. 1(b) contains a line of `<temperature unit="kelvin">273.15</temperature>`, which means that the

temperature of the system is set to be $T = 273.15$ K elvin. Other units can be used by rewriting the 'unit' part, such as 'unit= "eV" ', for eV.

We note that the implementation of a XML-style input file is important in practical simulations of nanostructure materials, since various conditions are required. For example, the fracture simulation of silicon nanocrystal [5] was realized by imposing an external load on the atoms in a limited region near the sample boundary. The extendibility of XML-style file can satisfy these detailed conditions, by adding new ly-defined tags for its own purpose.

After the MD simulation, we analyze the atomic processes and electronic structure in detail as well as to visualize atomic structures. The LDOS calculation tool is available as a post-simulation tool, as discussed above. The tools should be developed further, particularly, for analyzing electronic structure, such as crystal orbital Hamiltonian populations [4, 6], a quantitative visualization method of a chemical bond from the energetics with on-site elements of the Green's function $G(\omega)$.

3. Test calculation of compound; example of bulk GaAs

Bulk GaAs was calculated so as to demonstrate that the present code can handle system with more than one atom specie. We adopt a Slater-Koster-form Hamiltonian of GaAs with s, p and s* atomic orbitals. [15] The atomic energy level of the s* orbital is located within the conduction band and its physical origin is a spherical average of the ve d orbitals. The formulation of s, p, and s* orbitals was introduced [16] among various semiconductor, for reproducing the valence band and the bottom of the conduction band and was used in papers, such as Refs. [15, 17, 18, 19, 20, 21, 22], for liquid, amorphous, defect, surface and quantum dot. Figure 4 shows calculation results of bulk GaAs, in which the cubic periodic cell with 64 atoms is used. Here the Krylov-subspace method with subspace diagonalization [4, 7] is adopted for solver routine of the density matrix. The dimension of the Krylov subspace (Krylov dimension) should be set as a controlling parameter that determines accuracy and computational cost. The computational time is proportional to the Krylov dimension and the calculation will be converged to the exact one, when the Krylov dimension increases. See Ref. [7] for detail. Figure 4 plots the optimized lattice constant and the energy as the function of the Krylov dimension. Figure 4 indicates that the calculation is well converged with the Krylov dimension of 30; the deviations in the lattice constant and the energy are less than 0.01 % and less than 1m eV per atom, respectively. We note that an excellent convergence at the Krylov dimension of 30 was found in the other systems. [4, 7]

4. Summary

Large-scale electronic structure calculation code is being developed as a simulation package with the name of ELSES (www.elses.jp). For a better user interface of our simulation code, we have created the input/output interfaces of XML-style files. The pre- and post-processing tools have been also prepared for modeling and detailed analysis of the atomic structures. We have also confirmed that the present code can handle system with more than one atom specie by calculating bulk GaAs. Although the present stage of the simulation package is still in an early one, we believe that the code will provide fruitful simulations for researchers in nano-material science. As a future aspect, the method is being extended by implementation of general Slater-Koster-form Hamiltonians for wider range of materials, in which an explicit charge

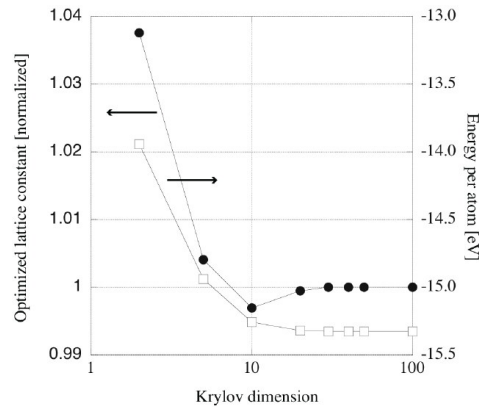


Figure 4. The optimized lattice constant and the energy for bulk GaAs as the function of the Krylov dimension.

self-consistent treatment [23] is included. Non-equilibrium current and other electronic properties are also crucial for nanoscience and should be investigated with the present methodologies.

Acknowledgments

Numerical calculation was partly carried out using the supercomputer facilities of the Institute for Solid State Physics, University of Tokyo and the Research Center for Computational Science, Okazaki.

References

- [1] T. Hoshi and T. Fujiwara, J. Phys. Soc. Jpn. 69, 3773 (2000);
Preprint: <http://arxiv.org/abs/cond-mat/9910424>
- [2] T. Hoshi and T. Fujiwara, J. Phys. Soc. Jpn. 72, 2429 (2003);
Preprint: <http://arxiv.org/abs/cond-mat/0210366>
- [3] M. Geshi, T. Hoshi and T. Fujiwara, J. Phys. Soc. Jpn., 72, 2880 (2003);
Preprint: <http://arxiv.org/abs/cond-mat/0306461>
- [4] R. Takayama, T. Hoshi and T. Fujiwara, J. Phys. Soc. Jpn. 73, 1519 (2004);
Preprint: <http://arxiv.org/abs/cond-mat/0401498>
- [5] T. Hoshi, Y. Iguchi and T. Fujiwara, Phys. Rev. B 72, 075323 (2005);
Preprint: <http://arxiv.org/abs/cond-mat/0611738>
- [6] R. Takayama, T. Hoshi, T. Sogabe, S.-L. Zhang and T. Fujiwara, Phys. Rev. B 73, 165108 (2006);
Preprint: <http://arxiv.org/abs/cond-mat/0503394>
- [7] T. Hoshi, and T. Fujiwara, J. Phys. Condens. Matter. 18, 10787 (2006);
Preprint: <http://arxiv.org/abs/cond-mat/0610563>
- [8] Y. Iguchi, T. Hoshi and T. Fujiwara, Phys. Rev. Lett. 99, 125507 (2007);
Preprint: <http://arxiv.org/abs/cond-mat/0611738>
- [9] T. Fujiwara, T. Hoshi and S. Yamamoto, J. Phys. Condens. Matter. 20, 294202 (2008);
Preprint: <http://arxiv.org/abs/0802.0748>
- [10] W. Kohn, Phys. Rev. Lett. 76, 3168 (1996).
- [11] S. Yamamoto, T. Fujiwara and Y. Hatsugai, Phys. Rev. B 76, 165114 (2007);
Preprint: <http://arxiv.org/abs/0704.3323>
- [12] C. H. Xu, C. Z. Wang, C. T. Chan and K. M. Ho, J. Phys. Condens. Matter. 4, 6047 (1992).
- [13] Y. Kondo and K. Takayanagi, Science 289, 606 (2000).
- [14] R. Dronskowski and P. E. Blochl, J. Phys. Chem. 97, 8617 (1993).

- [15] C. Molteni, L. Colombo and L. Miglio, *J. Phys. Condens. Matter* **6**, 5243 (1994); *ibid*, 5257 (1994).
- [16] P. Vogl, H. P. Hjalmarson and J. D. Dow, *J. Phys. Chem. Solids* **44**, 365 (1983).
- [17] A. I. Shkrebtii and R. Del Sole, *Phys. Rev. Lett.* **70**, 2645 (1993).
- [18] C. Molteni, L. Colombo and L. Miglio, *Phys. Rev. B* **50**, 4371 (1994).
- [19] H. Seong and L. J. Lewis, *Phys. Rev. B* **52**, 5675 (1995).
- [20] R. B. Capaz, K. Cho and J. D. Joannopoulos, *Phys. Rev. Lett.* **75**, 1811 (1995).
- [21] R. Santoprete, B. Koiller, R. B. Capaz, P. K ratzer, Q. K. K. Liu and M. Sche er, *Phys. Rev. B* **68**, 235311 (2003).
- [22] M. Volpe, G. Zollo and L. Colombo, *Phys. Rev. B* **71**, 075207 (2005).
- [23] M. Elsner, D. Porezag, G. Jungnickel, J. Elsner, M. Haugk, Th. Frauenheim, S. Suhai and G. Seifert, *Phys. Rev. B* **58**, 7260 (1998).