

VW LMi: tightest quadruple system known. Light-time effect and possible secular changes of orbits ^{*}

T. Pribulla^{1,2}, D. Baluďanský³, P. Dubovský⁴, I. Kudzej⁴, Š. Parimucha⁵, M. Siwak⁶, M. Vaň

¹Department of Astronomy, University of Toronto, 50 St. George St., Toronto, Ontario, Canada M5S 3H4

²Astronomical Institute of the Slovak Academy of Sciences, 059 60 Tatranská Lomnica, The Slovak Republic,

E-mail: (pribulla,vanko)@ta3.sk

³Roztoky Observatory, 090 01 Vyšný Orľák, The Slovak Republic, E-mail: bdaniel@pobox.sk

⁴Vihorlat Observatory, Mierová 4, Humenné, The Slovak Republic, E-mail: var@astro.sk, vihorlatobs1@stonline.sk

⁵Institute of Physics, Faculty of Natural Sciences, University of P.J. Šafárik, 040 01 Košice, The Slovak Republic,

E-mail: stefan.parimucha@upjs.sk

⁶Astronomical Observatory, Jagiellonian University, ul. Orła 171, 30–244 Cracow, Poland, E-mail: siwak@oa.uj.edu.pl

⁷Astrophysikalisches Institut und Universitäts-Sternwarte, Schillergässchen 2-3, D-07740 Jena, Germany

Accepted 0000 Month 00. Received 0000 Month 00; in original form 2007 March 17

ABSTRACT

Tightest known quadruple systems VW LMi consists of contact eclipsing binary with $P_{12} = 0.477551$ days and detached binary with $P_{34} = 7.93063$ days revolving in rather tight, 355.0-days orbit. This paper presents new photometric and spectroscopic observations yielding 69 times of minima and 36 disentangled radial velocities for the component stars. All available radial velocities and minima times are combined to better characterize the orbits and to derive absolute parameters of components. The total mass of the quadruple system was estimated at $4.56 M_{\odot}$. The detached, non-eclipsing binary with orbital period $P = 7.93$ days is found to show apsidal motion with $U \approx 80$ years. Precession period in this binary, caused by the gravitational perturbation of the contact binary, is estimated to be about 120 years. The wide mutual orbit and orbit of the non-eclipsing pair are found to be close to coplanarity, preventing any changes of the inclination angle of the non-eclipsing orbit and excluding occurrence of the second system of eclipses in future. Possibilities of astrometric solution and direct resolving of the wide, mutual orbit are discussed. Nearby star, HD95606, was found to form loose binary with quadruple system VW LMi.

Key words: stars: binaries: eclipsing binaries – stars: binaries: spectroscopic

1 INTRODUCTION

The photometric variability of VW LMi (HIP 54003, HD 95660, sp. type F3-5V, $V_{max}=8.0$), was found by the Hipparcos mission (ESA 1997), where it was correctly classified as a W UMa-type eclipsing binary with an orbital period of 0.477547 days. The first ground-based photometric observations of the system obtained in 1999 and 2000 (taken in the B and V Johnson filters) were published by Dumitrescu (2000). Analysis of these light curves (Dumitrescu 2003) lead to the photometric mass ratio $q_{ph} = 0.395$ and inclination $i = 72.4^{\circ}$ and contact configuration for the system. Later Gomez-Forrellad et al. (2003) presented new BV photometry and its preliminary analysis. Assuming convective en-

velopes for both components and the temperature of the primary as $T_1 = 6700$ K the authors estimated the mass ratio as $q = 0.4$, and inclination around 70° . Fourier analysis of its Hipparcos light curve (hereafter LC) presented by Selam (2004) yielded quite different parameters: $q = 0.25$, $i = 72.5^{\circ}$ and fill-out factor $f = 0.4$. The discovery of the second (non-eclipsing) binary in VW LMi by Pribulla et al. (2006) makes all previous photometric solutions almost useless due to strong light contribution of the second pair of about $(L_3 + L_4)/(L_1 + L_2) = 0.42$ (at the maximum brightness of the contact pair) which was not taken into account.

Pribulla et al. (2006) presented long-term spectroscopy (209 spectra taken between 1998 and 2005) of the system obtained at David Dunlap Observatory (hereafter DDO) which enabled to disentangle all three orbits in this tight multiple system: the contact binary with the $P_{12} = 0.4775$ days period is orbiting another binary with $P_{34} = 7.93$ days in a

^{*} Based on the data obtained at the David Dunlap Observatory, University of Toronto

relatively tight, 355-days, mutual orbit. Using preliminary inclination angle of the contact-binary orbit found by photometric analysis, $i_{12} = 80.1^\circ$, the authors determined masses of all components and found that the orbits of the binaries are not coplanar. Light-time effect (hereafter LITE) with peak-to-peak range of $2A = 0.0074$ days was predicted to be seen in the minima of the contact pair as a result of the mutual revolution of the binaries. The LITE was found in published minima by Sánchez-Bajo et al. (2007). The corresponding orbital parameters, $A = 0.0037(4)$ days, $P_{1234} = 353(2)$ days, $e = 0.5(2)$ and $\omega = 2.8(4)$ rad, are rather preliminary due to few available minima. The eccentricity corresponding to their orbital solution is much higher than predicted spectroscopically by Pribulla et al. (2006).

The spectral type of VW LMi was estimated as F5V by Pribulla et al. (2006), while observed Tycho-2 ($B - V$) = 0.21 and 2MASS $J - K = 0.34$ colors correspond to F2V spectral type. Both determined spectral type and colors refer to the whole quadruple system.

VW LMi is tightest quadruple system known (Tokovinin 2008). Also it has the shortest period of the outer orbit within multiple systems harboring contact binaries. The ratio of the outer orbital period and orbital period of the non-eclipsing pair is only about $P_{1234}/P_{34} = 44.5$ hence we can expect secular orbital changes on the timescales as short as decades. The chances of resolving of components (binaries) by either speckle or long-baseline interferometry are rather meager: the maximum angular separation of the components was estimated to be only about 10mas (Pribulla et al. 2006). Astrometric observations of VW LMi do not indicate its multiplicity.

Goals of the present paper are as follows: (i) to present and analyze new photometric and spectroscopic observations, (ii) to perform simultaneous solution of LITE using both minima times of the contact binary and radial velocities (hereafter RVs) of the individual components, (iii) to assess possibility of the tidal disturbances of the inner orbits and resulting precession, (iv) determine absolute parameters of all four components.

2 NEW OBSERVATIONS

2.1 Photoelectric and CCD photometry

To secure as many minima times as possible, photometry was performed at several observatories in Slovakia and Germany. Since the system was too bright for most of the instruments equipped with CCD cameras, photolenses were extensively used and on larger telescopes, the observations were mostly performed in the Johnson B filter which enabled reasonable exposure times. The information on individual observatories and instruments used is given in Table 1; parameters of variable and comparison stars are comprehensively listed in Table 2.

Photoelectric photometry of VW LMi was obtained using 60cm Cassegrain telescope in the G2 pavilion of the Astronomical Institute of the Slovak Academy of Sciences. VW LMi was observed in the Johnson BV filters and with neutral filter (optical glass BK7, denoted in tables as N). BV observations were transformed to the international photometric system. The magnitude differences with respect to

Table 1. Overview of telescopes and instruments/detectors used to obtain photometry of VW LMi. Abbreviations of the observatories (Obs.): G1, G2 pavilions of the Stará Lesná Observatory, GSH - Grossschwabhausen observing station of the Jena University, KO - Astronomical Observatory at Kolonica saddle (belongs to the Vihorlat Observatory), RO - Roztoky Observatory. Instruments using a photolense at KO and RO are named using its focal length.

Obs.	Telescope	Detector	Filters
G1	508/2500	SBIG ST10-MXE	$UBV(RI)_C$
G2	600/7500	EMI 9789QB	$UBVN$
GSH	250/2250	CTK102	B
KO180	60/180	MEADE DSI Pro	N
KO400	80/400	MEADE DSI Pro	VN
KO	300/2400	SBIG ST9-XE	B
RO200	100/200	MEADE DSI Pro	N

Table 2. Parameters of the variable and comparison stars used. The proper motions and $(B - V) = 0.85(B - V)_T$ colors were taken from the Tycho-2 Catalog (Høg et al. 2000), parallaxes from the Hipparcos Catalogue (ESA 1997), infrared colors, $(J - K)$, from the 2MASS (Skrutskie et al. 2006). Radial (RV) and rotational velocities ($v \sin i$), and spectral types were determined from the DDO spectroscopy; for VW LMi the listed RV corresponds to the systemic velocity of the whole quadruple.

	VW LMi	cmp1	cmp3
GSC	2519-2347	2519-1195	2519-1326
HD	95660	95606	95527
HIP	54003	53969	–
$\mu_\alpha \cos \delta$ [mas.y ⁻¹]	12.7(11)	10.7(11)	–9.8(12)
μ_δ [mas.y ⁻¹]	–5.0(12)	–3.4(11)	–67.9(12)
RV [km.s ⁻¹]	–0.15	7.80	11.10
$v \sin i$ [km.s ⁻¹]	–	32	< 13
π [mas]	8.04(0.90)	7.07(1.25)	–
$(B - V)$	0.340(21)	0.398(28)	0.570(34)
$(J - K)$	0.208(30)	0.266(31)	0.300(35)
sp. type	F3-5V	F5V	G0V

the comparison star HD95606 were corrected for the differential extinction using nightly or seasonal extinction coefficients. Since the angular distance of the comparison and variable star is only 5.65 arcmin, the differential extinction correction was rather negligible, and never exceeded 0.002 mag. Occasionally observed check star, HD95527, showed good stability of the comparison star, HD95606.

Most of the CCD photometry was secured using 50cm Newtonian telescope in the G1 pavilion of the Astronomical Institute of the Slovak Academy of Sciences. Practically all observations were taken through the Johnson B filter, only on March 25, 2007 $UBV(RI)_C$ photometry was performed. The data were left in the instrumental system since the major purpose was securing minima instants. Further large set of data was obtained using various small telescopes/photolenses at the Astronomical Observatory at Kolonica saddle (48°56' 6" N, 22°16' 26"E). Several times of minima were also obtained at the Roztoky Observatory

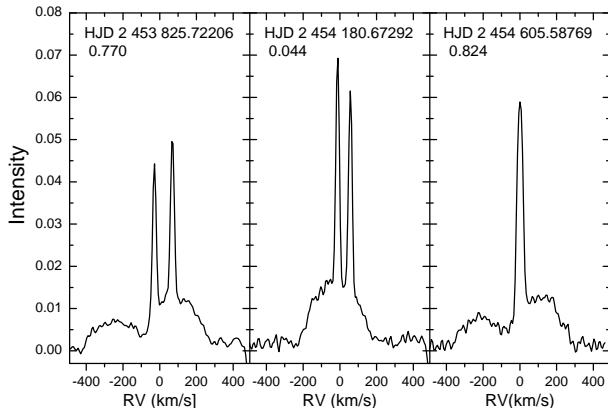


Figure 1. Broadening functions of VW LMi. From left to right: all components visible, contact binary close to the conjunction, and detached binary close to the conjunction. Original broadening functions were smoothed convolving with a Gaussian function ($\sigma = 10 \text{ km s}^{-1}$). Heliocentric Julian dates and phases of the contact binary are given in individual panels.

($49^{\circ}33' 57'' \text{ N}$, $21^{\circ}28' 54'' \text{ E}$). CCD photometry of VW LMi was also obtained at Grossschwabhausen observing station of the Jena University Observatory (see Mugrauer (2008)). CCD reduction was carried out by usual way (bias, dark, flat-field corrections) and aperture photometry was performed by procedures in MIDAS environment (only at Stará Lesná Observatory), and C-Munipack package¹. HD95606 served as comparison star at all observatories.

2.2 Medium dispersion spectroscopy

New spectroscopic observations were obtained using the slit spectrograph in the Cassegrain focus of 1.88m telescope of DDO. The observations were performed between March 2007 and very beginning of July 2008, when DDO ceased to operate. The spectra were taken in a window of about 240 \AA around the Mg I triplet (5167 , 5173 and 5184 \AA) with an effective resolving power of $R = 12,000 - 14,000$. The diffraction grating with 2160 lines/mm was used with the sampling of 0.117 \AA/pixel . One-dimensional spectra were extracted by the usual procedures within the IRAF environment² after the bias subtraction and the flat-field division. Cosmic-ray trails were removed using a program of Pych (2004).

All exposures were 900 seconds long and lead to S/N of about 100-150. The observations were analyzed using the technique of broadening-functions, described in Rucinski (1992, 2002). For VW LMi we used HD222368 as the template (F7V, $v \sin i = 3 \text{ km s}^{-1}$). This star provided the best match to the observed spectra - integral of BF was always 0.95 - 1.00³. Similar to Pribulla et al. (2006) we firstly fitted simple multi-component Gaussian model to the extracted

BFs (see Fig. 1), then detached pair with slowly-rotating components was subtracted. The wide features corresponding to the contact pair were subsequently modelled by the rotational profiles which effectively corresponds to approximation of the components of the contact binary by rotating limb-darkened spheres. Since shapes of the profiles slightly depend on the limb darkening we fixed $u = 0.53$ according to the tables of van Hamme (1993) appropriate for main-sequence F3V star at 5184 \AA . RVs determined from the new spectra are given in Table 3. Several BFs extracted from observations taken close to conjunction of the contact binary did not allow to determine their RVs. In case of non-eclipsing binary, RVs of its components could be reliably determined from all new spectra.

3 MINIMA DETERMINATION

Most widespread approach to obtain instants of minima of eclipsing binaries is to use Kwee & van Woerden's method (Kwee & van Woerden 1956). From our experience the errors estimated using their formula (14) are often unrealistically small. The real uncertainties are very probably dominated by systematic errors. The principal problem in case of CCD photometry is scattered light which cannot be fully corrected by flatfielding. This results in spurious shifts/trends in differential photometry in case that the field is not perfectly guided making times of minima systematically shifted⁴. Our photometry could possibly be improved by using an algorithm based on Principal Component Analysis proposed by Tamuz et al. (2005). Unfortunately, the frames were obtained at several observatories with different setups and even different orientation of the field. Systematic errors in minima positions were partially removed by fitting technique proposed below.

Since LC of the system appears to be very stable (we do not see any asymmetries or changes) fitting templates were prepared to obtain instant of conjunction (minimum) for any sufficiently long photometric sequence. Such a way we made use not only of the minima but of other LC segments. The template LCs were represented by symmetric trigonometric series of the 10th order. Even if the eclipsing pair is a contact binary, amplitude of its LC depends on the wavelength. Using CCD photometry of March 25, 2007 we see the following amplitudes $\Delta B = 0.46$, $\Delta V = 0.43$, $\Delta R_c = 0.41$, and $\Delta I_c = 0.38$. The differences in amplitude primarily result from wavelength-dependent limb darkening and light contribution of the third component (see Section 5). Due to the differences in filter transparencies and wavelength response of detectors we had to form a template LC for each filter separately and the fitting LC was scaled to match the observations. We also noted small ($\approx 0.02 \text{ mag}$) shifts of the LCs observed even with the same instrument. Sometimes even slight slopes of the LC were recorded. These shifts/slopes are very probably caused by scattered light combined with different pointing of the telescope.

To obtain good fits of the observed LCs by templates $T(x)$ we formed the following fitting function:

¹ <http://munipack.astronomy.cz/>

² IRAF is distributed by the National Optical Astronomy Observatories, which are operated by the Association of Universities for Research in Astronomy, Inc., under cooperative agreement with the NSF.

³ Late spectral type of the best template indicates later spectral type of the second binary in VW LMi

⁴ Unfortunately, neither of the telescopes uses an autoguider for pointing

Table 4. New times of minima of VW LMi determined by the template fitting to observed LCs. Observations in individual filters were treated separately. If both minima were observed in given night (indicated in column “Type”) the instant given in the table refers to the first one. The standard errors of the last digit are given in parentheses.

HJD 2 400 000+	Fil.	Obs.	Type	HJD 2 400 000+	Fil.	Obs.	Type	HJD 2 400 000+	Fil.	Obs.	Type
53461.45927(21)	B	G2	I	54063.65646(14)	B	G1	I	54245.35634(11)	B	G1	II
53461.45883(16)	V	G2	I	54066.52319(13)	B	G1	I	54415.61257(30)	V	KO	I
53461.45969(20)	N	G2	I	54085.62425(21)	V	KO400	I	54469.57672(29)	B	G1	I
53465.51832(22)	B	G2	II	54088.49087(24)	B	G1	I	54469.57628(29)	V	G1	I
53465.51792(15)	V	G2	II	54095.65269(10)	B	G1	I	54469.57549(20)	N	KO180	I
53465.51843(22)	N	G2	II	54114.51541(08)	B	G1	II	54499.66040(07)	B	GSH	I
53767.57388(15)	N	G2	I	54116.66409(07)	B	G1	I	54505.38874(26)	N	KO400	I
53791.44941(26)	B	G2	I	54117.61952(14)	N	KO400	I	54509.44938(43)	N	KO400	II
53791.44924(21)	V	G2	I	54148.65937(14)	B	G1	I	54512.55203(10)	B	GSH	I
53791.45004(33)	N	G2	I	54148.65953(35)	V	KO400	I	54521.62540(08)	V	GSH	I
53794.31433(08)	B	G1	I	54149.61531(13)	B	G1	I	54532.36983(15)	N	KO400	II,I
53797.41955(16)	B	G1	II	54162.50371(27)	V	KO400	I	54556.48551(26)	V	KO400	I
53802.43347(31)	B	G2	I	54167.28101(36)	V	KO400	I	54557.43985(19)	N	RO	I
53802.43276(22)	V	G2	I	54172.53421(10)	B	G1	I	54571.28992(25)	N	RO	I,II
53802.43260(24)	N	G2	I	54173.48896(12)	B	G1	I	54581.31655(14)	N	RO	I,II
53814.37177(07)	B	G1	I	54173.48891(17)	V	KO400	I	54582.51234(24)	N	RO	II
53815.32588(05)	B	G1	I	54175.39958(16)	V	KO400	I	54584.41972(65)	N	KO400	II
53815.32524(08)	N	G2	I	54185.42614(26)	B	G1	I	54584.42043(18)	N	RO	II
53833.47072(07)	B	G1	I	54185.42681(32)	V	G1	I	54585.37523(15)	N	RO	II
53845.40960(09)	B	G1	I	54185.42691(41)	R	G1	I	54586.32887(24)	B	GSH	II
53850.42278(11)	B	G1	II	54185.42709(39)	I	G1	I	54588.47856(17)	B	GSH	I
53867.37715(08)	B	G1	I	54185.42676(24)	V	KO400	I	54593.49393(18)	N	RO	II
53894.35622(16)	B	G1	II	54189.48500(30)	V	KO400	II	54594.44843(18)	N	RO	II
54026.64630(10)	B	G1	II	54191.39733(21)	V	KO400	II	54595.40379(19)	V	KO400	II
54027.60191(19)	B	G1	II	54195.45500(15)	V	KO400	I	54599.46132(19)	B	GSH	I
54057.68914(14)	B	G1	II	54212.40823(10)	B	G1	II	54615.46100(25)	N	RO	II
54059.59910(10)	B	G1	II	54213.36179(07)	B	G1	II	54616.41716(20)	N	RO	II

$$F(x) = A + B.x + C.T(x - D). \quad (1)$$

This allowed for shifting, scaling and “slanting” of the template LC. Fixing of the parameters was judged according to the appearance of individual LCs. All new times of minima are listed in Table 4. The formal errors given are still much smaller than systematic errors. Times of “minima” determined from sections of LC not containing minima were omitted from further analysis because of significantly higher errors.

The resulting (O-C) diagram including published minima times is shown in Fig. 2. The minima times of VW LMi can be found in Gomez-Forrellad et al. (2003); Dumitrescu (2003); Derman & Kalci (2003); Porowski (2005); Dworak (2005, 2006); Hubscher (2007); Nelson (2007) and there are four unpublished CCD times of minima observed by K. Nakajima⁵ - HJD 2 453 461.9371(2), 2 453 462.1758(2), 2 453 886.0001(3), and 2 454 603.9984(2). The residuals, from rather arbitrary ephemeris given in the figure, clearly show wave-like behavior with one-year periodicity.

4 GLOBAL FIT OF THE DATA

Multiple-dataset fitting is rather widespread technique nowadays. It is typical to combine RVs and visual orbits

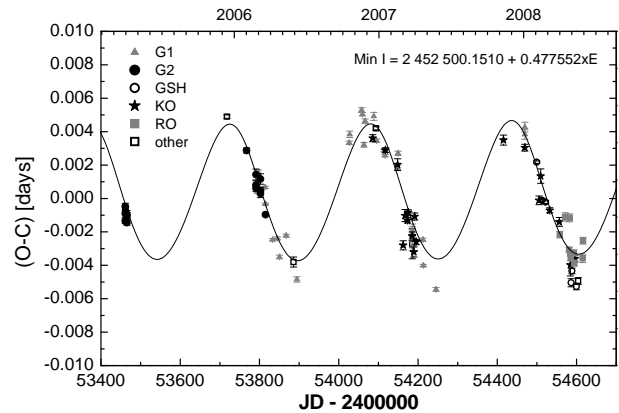


Figure 2. (O-C) diagram of VW LMi showing best covered interval since 2005. The (O-C) data were given with respect to the following ephemeris for the primary minimum: $2\,452\,500.1510 + 0.477552 \times E$. The primary and secondary minima were plotted using the same symbols. The optimum fit corresponding to Table 5 is plotted.

or RVs and interferometric visibilities of binary stars (e.g., Pourbaix (1999), Tango et al. (2006)). Eclipsing-binary modelling programs (see van Hamme & Wilson (2007)) enable to combine RV data LCs to determine third-body parameters. The case of VW LMi is, however, special and unprecedented, requiring ad-hoc approach.

⁵ see <http://www.kusastro.kyoto-u.ac.jp/vsnet/>

Table 3. New radial velocities for all four components of the quadruple system VW LMi. While radial velocities of the detached pair (RV3,RV4; $P = 7.93$ days) were determined by multi-component Gaussian fitting to the observed BF, radial velocities of the contact binary (RV1,RV2; $P = 0.4775$ days) were determined by rotational-profile fitting to the residual BF after removal of the detached pair from BF. Radial velocities RV1, RV2 are not given for observations performed close to the conjunctions. Heliocentric Julian dates were not corrected for the LITE on the 355-days orbit. Components denoted as “1” and “3” are more massive ones in either of the binaries.

HJD	RV1	RV2	RV3	RV4
2 400 000+	[km/s]	[km/s]	[km/s]	[km/s]
53823.67103	–	–	–16.88	62.46
53825.72206	84.55	–245.57	68.77	–29.03
53825.73278	78.31	–237.41	69.77	–28.65
53825.74469	78.44	–230.85	69.92	–29.05
53825.75545	72.69	–206.33	70.55	–28.90
53835.80611	–	–	53.04	–15.75
53836.77953	–	–	3.88	36.12
53836.78848	–	–	3.86	36.66
54167.69771	68.79	–188.87	87.41	–39.54
54167.70691	58.05	–180.22	87.23	–39.55
54177.69983	71.34	–231.89	12.57	34.40
54179.77080	–112.25	173.30	–40.74	84.99
54180.67292	–	–	–11.94	57.31
54182.66132	–114.17	203.01	–27.91	73.79
54183.65132	–118.18	213.28	–42.67	83.14
54189.64139	72.54	–210.75	34.34	6.43
54190.66416	–	–	–33.23	71.64
54193.67997	–108.38	231.24	37.19	3.20
54193.75446	–	–	–0.17	41.89
54200.62450	81.57	–220.56	49.60	–17.90
54507.71485	58.29	–204.99	69.31	–26.19
54515.82080	64.89	–205.72	75.41	–31.01
54518.69236	61.91	–195.11	13.48	31.94
54521.78963	–99.01	170.49	–4.12	56.24
54542.78635	–104.76	193.21	–6.60	44.71
54546.74822	70.95	–166.15	43.40	–5.20
54550.69995	67.16	–184.81	–4.91	43.48
54605.58769	101.56	–217.66	7.86	–10.86
54619.58209	–67.07	187.80	56.99	–68.57
54626.64631	–	–	38.25	–55.24
54626.65701	–	–	38.87	–55.73
54628.60047	–	–	34.47	–55.86
54638.59131	–	–	–65.05	40.82
54642.60165	–79.75	234.95	37.10	–62.29
54647.59897	121.47	–208.31	–77.27	51.63
54649.58784	–	–	–2.21	–28.02

Since our photometry was performed at several observatories, often without filter, we decided not to fit a global model to LCs together with RVs and to use only minima times to better characterize the outer orbit. Rigorous modelling of those datasets (four RV curves and times of minima) is quite complex since times of all RV observations should be properly corrected for the LITE caused by the mutual revolution of the binaries. This effect is minor in the non-eclipsing pair, where amplitude of LITE is about 0.004 days, which amounts to only about ± 0.0005 in phase. In case of eclipsing pair the amplitude of LITE is about 0.0037 days, and $P_{12} = 0.4775$ days make for ± 0.0077 phase

shifts which cannot fully be neglected. In fact, correcting observed times of RV measurements for the LITE significantly decreased global χ^2 . LITE is also manifested directly in observed times of minima. The informational contents of the minima is, unfortunately, very similar to having observed only RVs of the eclipsing pair. Integrals of RV curves are radial distances from the observer corresponding directly to the LITE through the finite speed of light. Both datasets are, however, nicely complementary: during the spectroscopic conjunction, when the RVs of the components are not measurable, we can observe minima giving the radial distance of the eclipsing binary in the outer orbit. Moreover, the precise minima times are easy to observe using a small telescope or photolense equipped with a cheap CCD camera. As we will see later, the relative orbit of mass center of the contact binary is much better defined by the LITE than RVs. This is crucial to establish mass ratio of binaries, inclinations and masses of components.

In further description we will use similar notation of parameters as in Pribulla et al. (2006): common parameters (orbital period, eccentricity, time of periastron passage, longitude of periastron) for orbits will be denoted by index “12” (contact binary), “34” (detached non-eclipsing binary) and “1234” (mutual orbit). Semi-amplitudes of RV changes for the individual stars will be denoted by separate index “1”, “2”, “3”, or “4” while semi-amplitudes of systemic velocity changes of both binaries as whole in the mutual orbit will be denoted as “12” and “34”. Finally, systemic velocity of the mass center of the whole quadruple as V_0 . For RVs of components of contact binary we can write:

$$RV_i = V_0 + K_{12}[e_{1234} \cos \omega_{1234} + \cos(\nu_{1234} + \omega_{1234})] + (-1)^{i+1} K_i [e_{12} \cos \omega_{12} + \cos(\nu_{12} + \omega_{12})] \quad (2)$$

where index $i = 1, 2$ denotes the component. For the detached binary we similarly have:

$$RV_i = V_0 - K_{34}[e_{1234} \cos \omega_{1234} + \cos(\nu_{1234} + \omega_{1234})] + (-1)^{i+1} K_i [e_{34} \cos \omega_{34} + \cos(\nu_{34} + \omega_{34})]. \quad (3)$$

with $i = 3, 4$. True anomalies of inner orbits (ν_{12}, ν_{34}) have to be corrected for the LITE caused by the mutual revolution of binaries. If we accept the plane parallel to the sky and intersecting mass center of the quadruple system as the reference plane, then LITE seen in either of the binaries is:

$$\Delta T_j = \frac{K_j P_{1234} (1 - e_{1234})^{3/2} \sin(\nu_{1234} + \omega_{1234})}{2\pi c (1 + e_{1234} \cos \nu_{1234})}, \quad (4)$$

where index j is either “12” or “34”. In case of the eclipsing pair, where the orbital eccentricity is zero, the predicted times of minima occurring at epoch E would be:

$$T_{min} = T_{12} + P_{12}E + QE^2 + \Delta T_{12} \quad (5)$$

if true anomalies in the eclipsing binary orbit are counted from the upper conjunction of the more massive component (then $\omega_{12} = \pi/2$ with $e_{12} = 0$).

While amplitude of the RV changes of the systemic velocity of the detached-pair orbit around the common center of gravity is rather reliable due to very well defined sharp peaks in BF ($v \sin i < 12$ km s $^{-1}$ which is limit given by the

spectral resolution), the RVs of contact-binary components are rather imprecise due to a “cross-talk” with the second binary and wide profiles. This makes size of the relative orbit of the contact binary (related to K_{12}) rather unreliable. The shape of the orbit is, fortunately, coupled through well defined orbit of the detached pair. The size of the contact-binary orbit is much-better defined by LITE seen in the observed minima.

The best fits to the data (4 RV curves and the LITE orbit) were performed using differential corrections method using analytic derivatives of the functions. The dependence of true anomaly on mean anomaly (M) and eccentricity was represented in derivatives by the truncated series up to the second degree in orbital eccentricity:

$$\nu \approx M + 2e \sin M + \frac{5}{4}e^2 \sin 2M. \quad (6)$$

Since all orbits are being close to circular this approximation was sufficient to make the optimization process quickly convergent. The sum of *normalized* χ^2 was used as the merit function:

$$S = \sum_{j=1}^5 \frac{\sum_{i=1}^{n_j} (O_{ij} - C_{ij})^2}{n_j \sigma_j^2} = \sum_{j=1}^5 \chi_j^2 \quad (7)$$

where j is index of the dataset, n_j is number of observation for the given dataset, i is index of individual observation and σ_j is average standard deviation of individual datapoint for the j -th dataset. Average uncertainty of a datapoint for individual datasets was estimated fitting separately times of minima and RVs. For minima times we got $\sigma_{min} = 0.0008$ day (which is significantly more than typical error in Table 4), for RVs $\sigma_{RV1} = 11.3 \text{ km s}^{-1}$, $\sigma_{RV2} = 13.1 \text{ km s}^{-1}$, $\sigma_{RV3} = 2.6 \text{ km s}^{-1}$, and $\sigma_{RV4} = 2.2 \text{ km s}^{-1}$. The estimated average uncertainties were found to be realistic since normalized χ^2 for individual datasets were close to unity. Observations within individual datasets were assigned the same errors (as given above) due to the fact that both times of minima and RVs are mostly affected by systematic errors which cannot reliably be determined. One minimum (2450,877.4658), published by Gomez-Forrellad et al. (2003), giving very large (O-C) (probably due to a typing error), was omitted from further analysis.

Fitting theoretical curves to five datasets required 18 parameters. It is interesting to note, that LITE of the eclipsing pair required only one additional parameter - Q , due to the fact that the orbital period of the contact binary was found to be continuously increasing. Since orbital eccentricity of the detached binary was found to be only $e_{34} = 0.03$, we also considered a circular orbit. This, however, lead to substantially worse fit to the data. Resulting parameters are given in Table 5. Corresponding fits are shown in Figs. 2 and 3.

Unfortunately the orbital period of the mutual orbit is close to one year. The system can be observed for minima from beginning of November till beginning of June. The observing interval to get spectrum just before dawn and just after twilight is about a month longer. Therefore, to cover the whole outer orbit, the system would have to be monitored at least 12-15 years (for ground-based observations). Until then parameters depending on overall shape of the RV curve (all except orbital period) cannot be reliably determined. This affects reliable determination of mass ratio of

Table 5. Simultaneous fit to radial velocities of both binaries and times of minima of the eclipsing pair. The designation of parameters is as follows: the index “12” refers to the orbit of the contact pair, while the index “34” refers to the orbit of the second, detached binary. Parameters of the mutual orbit of these binaries are indexed as “1234”. The orbit of the contact pair is assumed to be circular ($e_{12}=0$, $\omega_{12} = \pi/2$). Masses of the systems are abbreviated as $M_{1234} = M_1 + M_2 + M_3 + M_4$, $M_{12} = M_1 + M_2$, $M_{34} = M_3 + M_4$. Standard errors of parameters are given in parentheses

Contact (eclipsing) pair - circular orbit	
P_{12} [days]	0.47755106(3)
Q [days]	1.63(9) 10^{-10}
T_{12} [HJD]	2,452,500.1497(2)
K_1 [km s^{-1}]	105.8(1.0)
K_2 [km s^{-1}]	250.2(1.2)
$M_{12} \sin^3 i_{12}$ [M_{\odot}]	2.231(23)
$\chi^2(\text{RV1})$	1.086
$\chi^2(\text{RV2})$	1.058
$\chi^2(\text{MIN})$	1.086
Detached (non-eclipsing) pair	
P_{34} [days]	7.93063(3)
e_{34}	0.035(3)
ω_{34} [rad]	1.90(9)
T_{34} [HJD]	2,452,274.54(11)
K_3 [km s^{-1}]	63.99(23)
K_4 [km s^{-1}]	65.53(27)
$M_{34} \sin^3 i_{34}$ [M_{\odot}]	1.785(11)
$\chi^2(\text{RV3})$	0.862
$\chi^2(\text{RV4})$	0.851
Mutual wide orbit	
P_{1234} [days]	355.02(17)
e_{1234}	0.097(11)
ω_{1234} [rad]	2.20(12)
T_{1234} [HJD]	2,453,046(6)
K_{12} [km s^{-1}]	21.61(49)
K_{34} [km s^{-1}]	23.22(33)
$M_{1234} \sin^3 i_{1234}$ [M_{\odot}]	3.32(10)
V_0 [km s^{-1}]	-0.15(25)

the binaries $M_{34}/M_{12} = K_{12}/K_{34}$ and projected total mass $(M_1 + M_2 + M_3 + M_4) \sin^3 i_{1234}$.

5 LIGHT-CURVE SOLUTION

The eclipsing pair revolves in rather tight orbit around another binary which results in phase shifts of about ± 0.008 which cannot be neglected as seen in long-term modelling of RVs (see Section 4). Therefore, we used photometry from a short interval compared to mutual, 355-days orbit. To determine photometric elements of the eclipsing pair we used *BV* photoelectric LCs obtained on March 31 and April 4, 2005 at the Stará Lesná observatory giving full coverage of the phases in relatively short time compared to the mutual orbital period (about 1.2%). The orbital period was fixed at 0.477551 days but time of upper conjunction of the more massive component was adjusted. The third light, $(L_3 + L_4)/(L_1 + L_2) = 0.42$, is known from spectroscopy. It was derived from a 240Å section of the spectrum centered at 5184Å fairly close to the Johnson *V* filter. General expe-

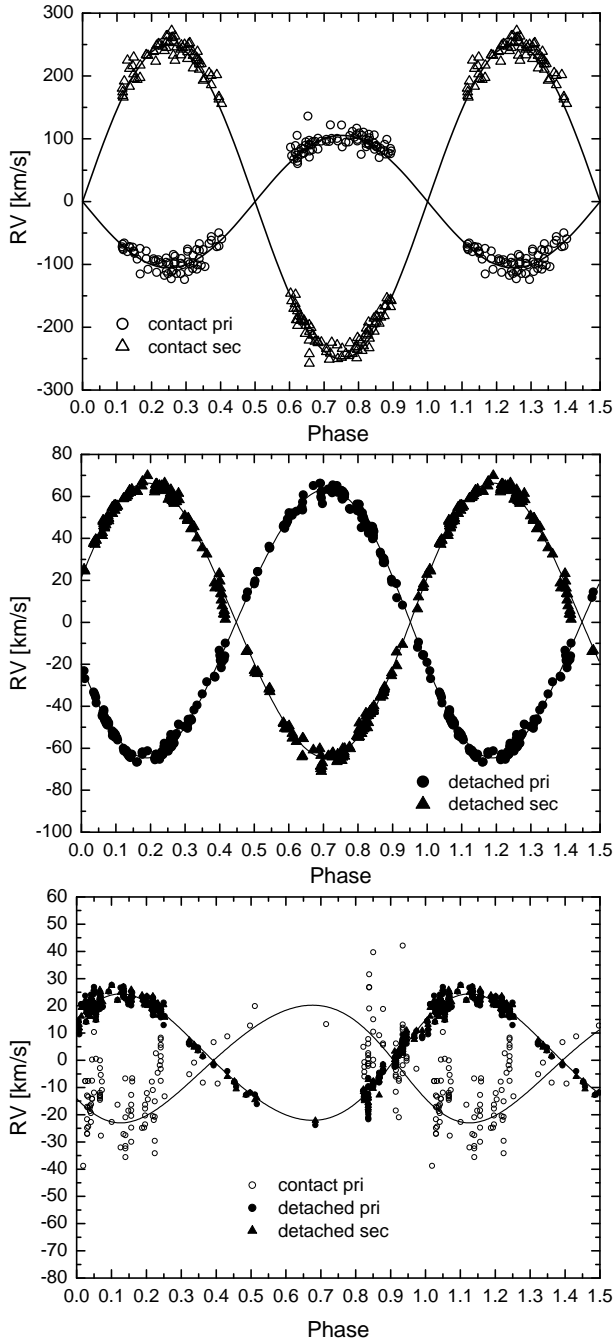


Figure 3. Radial velocities of all four components and their best fits assuming hierarchic quadruple model. Phases of the measurements in inner orbits were corrected for LITE in the outer orbit. Longitude of the periastron of the detached pair is assumed to be constant. Top panel and center panels show RVs of the contact and detached pairs, respectively, after correction for the revolution in the outer 355-days orbit. The bottom panel displays velocities of individual components corrected for motion in inner orbits - reflecting mass-center revolution (observations of the secondary component of the contact binary were not plotted for clarity). Because the outer orbit period is close to one year, the seasonal observing interval only slowly moved in the orbital phases between 1998 and 2008 and all phases have not been covered yet (bottom). The best fits corresponding to the global solution (Table 5) are plotted.

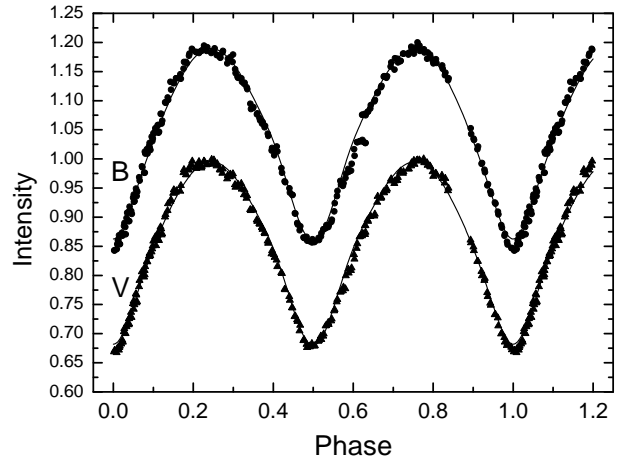


Figure 4. Best fits to the BV LCs for the adopted solution with $i = 79.0^\circ$ fixed.

rience with BF technique is, however, that the third light is often overestimated (Rucinski & Pribulla 2008) due to the continuum normalization problems of contact binaries and difference of spectral types of additional components.

Analysis of LCs was performed using code *ROCHE* described in Pribulla (2004). Since eclipsing pair is a contact binary, circular orbit and synchronous rotation ($F_1 = F_2 = 1$) was assumed in all fits. The model-atmosphere grids (see Lejeune et al. (1997)) were selected for the solar metallicity. The temperature of the primary component was fixed according to its spectral type, F5V (Pribulla et al. 2006), at 6460 K using calibration of Popper (1980). Convective transfer of energy in the common envelope was assumed ($A_1 = A_2 = 0.5, g_1 = g_2 = 0.32$), and limb-darkening was automatically interpolated from the extensive tables of van Hamme (1993) for mean $\log g$ and T_{eff} of the components. Due to the fact that exact values of third light for B and V passbands are unknown, unlike in usual approach, we performed several solutions with the orbital inclination fixed between 75 to 85° . The mass ratio was not adjusted since it tightly correlates with orbital inclination, and third light, but was rather fixed at spectroscopically determined value $q_{sp} = 0.423$. Optimization of the parameters lead, as expected, to contact configuration for every trial inclination. Surprisingly, third light was found to be almost identical in B and V passbands, indicating very similar spectral type of the second non-eclipsing pair. For $i = 79.0^\circ$, third light in both passbands was close to spectroscopically determined value $L_{34}/L_{12}(B) = 0.41 \pm 0.03$ and $L_{34}/L_{12}(V) = 0.42 \pm 0.03$. The resulting fill-out factor is rather high, $F = 0.63 \pm 0.05$. The best fits to the data are shown in Fig. 4. The major deficiency of the fits is insufficient interpretation of the primary minimum, which is sharper than predicted suggesting either higher mass ratio, surface inhomogeneities or deficiency of the Roche model for this system. It cannot be excluded that the observed LC is affected by some night-to-night changes resulting in systematically wrong parameters and fits.

6 LONG-TERM EVOLUTION OF ORBITS

The ratio of the orbital periods of the outer orbit and orbit of the non eclipsing pair is $P_{1234}/P_{34} = 44.76$. Corresponding period ratio in the case of the contact binary is as large as $P_{1234}/P_{12} = 743$. Therefore, visible precession of the orbit can be detected (on human timescales) only in the case of the detached pair.

According to Soderhjelm (1975) the nodal precession period caused by the perturbations in the close triple is:

$$P_{node} = \frac{4}{3} \left(\frac{M_{1234}}{M_{34}} \right) \frac{P_{1234}^2}{P_{34}} (1 - e_{1234}^2)^{3/2} \frac{L_{1234}}{(L_{34} + L_{1234}) \cos j} \quad (8)$$

where L_{34} is angular momentum in the detached binary orbit, and L_{1234} is (vector) sum of angular momenta in the detached binary orbit and the outer orbit. In our case we can neglect the term in the last parentheses since $(L_{34} + L_{1234})/L_{1234} \sim 1.08$ and orbits are close to being coplanar; hence $\cos j \sim 1.00$. Then we get $P_{node} \sim 120$ years. Since the detached pair on $P_{34} = 7.93$ -days orbit is non-eclipsing binary (at least at present) we can detect possible precession of the orbit only from the RVs. Precession of the orbital plane should result in changes of the amplitude of RVs and apsidal motion.

Possibility of long-term changes of the 7.93-days orbit was assessed by dividing RV observations into individual observing seasons. Since LITE in the eclipsing pair is not affected nor RVs of its components, simultaneous fits in separate time intervals used all measurements for the eclipsing pair with the parameters of the contact-binary orbit and outer orbit fixed to those of the global solution.

Five solutions given in Table 6 can be described/interpreted as follows: (i) eccentricity is stable - solutions are reliable and small eccentricity is not spurious (ii) semi-amplitudes of RVs remain stable within the errors - mutual orbit and orbit of the detached pair are very probably close to coplanar (iii) there is definite apsidal motion. The coplanarity of the orbits means that the orbit of the non-eclipsing binary very probably not changes its inclination angle and we cannot expect appearance of the eclipses in this binary in future (see Mayer (2005)). The period of the line of apsides motion can roughly be estimated from longitude of periastron in 1998 and in 2007/2008 season as about 80 years. Further observations are, however, needed to precisely determine the rate of the apsidal advance and its quantitative interpretation in terms of the tidal distortion, relativistic and gravitational perturbation effects.

7 POSSIBLE ASTROMETRIC AND DIRECT DETECTION

VW LMi (HIP 54003) was astrometrically observed during the Hipparcos mission. No positional disturbance or acceleration terms in the proper motion were found and there is no Double/Multiple Systems Annex flag (H59 field) in spite of the fact that VW LMi is member of multiple system with orbital period much shorter than the time span of the Hipparcos astrometry. The apparent simplicity of VW LMi is reflected in small formal error of its annual parallax, 0.90 mas.

The reasons for negative detection in the Hipparcos astrometry are very probably two (i) the orbital period is close

to one year and orbital wobble mimics parallactic motion and changes apparent annual parallax (ii) Hipparcos astrometry refers to the photocenter of VW LMi which substantially decreases the astrometric wobble. Ecliptical latitude of VW LMi is about $\beta = 22.325^\circ$. The inclination angle of the outer orbit is $i_{1234} = 64.1 \pm 4.2^\circ$ (see Section 8). Then $\sin \beta \approx \cos i_{1234}$, which means that parallactic ellipse and relative orbit of the photocenter would be ellipse of similar shape (with practically the same period of apparent motion). The chances of disentangling the effects and solving the problem depend on the longitude of the ascending node.

Outer-orbit parameters (Table 5) provide projected major axis as $a_{1234} \sin i_{1234} = 1.456 \pm 0.019$ AU. Neglecting small eccentricity of the orbit the maximum angular separation of the components is πa_{1234} . Assuming $i_{1234} = 64.1 \pm 4.2^\circ$ (Section 8) the maximum angular separation is just about 13 mas.

The full amplitude of the photocenter motion can be found assuming $(L_3 + L_4)/(L_1 + L_2) = 0.42$ and $a_{34}/a_{12} = 1.09$ and $\alpha = 13$ mas as:

$$a_{phot} = \alpha \frac{L_{34} a_{34} - L_{12} a_{12}}{L_{34} + L_{12}}, \quad (9)$$

For VW LMi we get $a_{phot} = 5.0$ mas. This is comparable to the typical residuals seen in the Hipparcos astrometric solutions. Some improvement of the astrometric solution can be obtained using proper motion as known parameter from ground-based observations. The solving of the orbit might be complicated by variability induced motion (VIM) caused by light changes of the eclipsing pair. Therefore, VW LMi is rather difficult target for astrometric modelling. With expected maximum separation of the components of about 13 mas and with total brightness only $V_{max} = 8.08$ ($K = 7.20$) it would not be easy target neither for interferometric observations.

8 ABSOLUTE PARAMETERS OF THE COMPONENTS

Parameters of the components can be determined by a simple procedure used in Pribulla et al. (2006). Using new determination of the inclination angle $i = 79.0^\circ$ and the projected total mass of the contact pair $(M_1 + M_2) \sin^3 i_{12} = 2.231 \pm 0.023 M_\odot$, we obtain $(M_1 + M_2) = 2.359 \pm 0.024 M_\odot$ ⁶. The outer, 355-days orbit defines the mass ratio for the two pairs, $(M_1 + M_2)/(M_3 + M_4) = 1.074 \pm 0.025$. Therefore, the true (not the projected) mass of the second spectroscopic binary is $(M_3 + M_4) = 2.196 \pm 0.073 M_\odot$. Using the projected mass $(M_3 + M_4) \sin^3 i_{34} = 1.785 \pm 0.011 M_\odot$, we estimate the inclination of the orbit of the second pair to be about $68.9 \pm 1.5^\circ$. The outer, 355-day orbit is even less inclined to the sky: with $(M_1 + M_2 + M_3 + M_4) = 4.56 \pm 0.07 M_\odot$ and the projected total mass of only $3.32 \pm 0.10 M_\odot$, we obtain $i_{1234} = 64.1 \pm 4.2^\circ$. In the view of large uncertainties, the planes of the detached pair and mutual wide orbit could still be coplanar.

Individual masses of components are then $M_1 = 1.66$

⁶ we neglect error of the inclination angle depending on spectroscopic determination of the third light which can systematically be wrong

Table 6. Long-term evolution of the non-eclipsing binary orbit. Parameters of contact-binary orbit and wide mutual orbit were adopted from the global solution in 5. Standard error of the last digit is given in parenthesis.

Parameter	1998	1999-2000	2002	2004-5	2007-8
HJD (2 400 000+)	50852-50960	51261-51673	52277-52391	53060-53836	53823-54650
# of points	40	19	73	71	36
e_{34}	0.032(6)	0.030(6)	0.032(5)	0.038(4)	0.039(4)
ω_{34} [rad]	1.43(19)	1.81(12)	2.04(15)	2.17(14)	2.18(9)
K_3 [km s ⁻¹]	63.69(37)	62.72(27)	65.00(39)	63.72(28)	63.59(34)
K_4 [km s ⁻¹]	65.67(42)	66.47(32)	65.51(43)	65.22(33)	65.79(39)

M_\odot , $M_2 = 0.70 M_\odot$, $M_3 = 1.11 M_\odot$, and $M_4 = 1.09 M_\odot$. Masses of the components are rather inconsistent with the fact that all four components show practically the same spectral type. Assuming $L \sim M^{3.45}$ and that all four components produce energy as MS stars results in $L_{34}/L_{12} = 0.49$. In the region of Mg I triplet we arrived at rather compatible value. The only remaining problem is the fact that the third light as found from photometry is virtually the same in the B and V passbands indicating the same T_{eff} for both binaries which is incompatible with their masses. The second binary should have components of about G0V spectral type according to their masses. Due to the fact that we have spectra just in short wavelength region, the individual component spectra cannot be reliably disentangled. The issue could be resolved either by echelle spectroscopy and/or multi-color photometry.

9 CONCLUSIONS

Tightest known quadruple system VW LMi is really unique. It definitely deserves additional observations and analysis. The study of this system could bring light on (i) the evolution and origin of binary stars in multiple systems of stars (ii) tidal interaction of third body and its influence on the Roche geometry (iii) long-term evolution of orbits in tight multiple systems. The system is useful for further analysis since all four components are visible in the spectrum. The determination of the individual component's parameters like T_{eff} , $\log g$, metallicity could benefit from spectra disentangling (see Hadrava (1994)). The absolute parameters of all components which had to originate at practically same time could be used to determine the evolutionary status and history of the system.

The study of VW LMi is, however, complicated by (i) the outer orbital period being close to one year which complicates its phase coverage by Earth-bound observer (ii) very small angular separation of the components making direct resolving of the mutual wide orbit and reliable determination of i_{1234} difficult (which would definitely improve determination of individual masses), (iii) fast rotation of the components of the contact binary making RV measurements unsure and rectification to real continuum impossible (due to the line-blanketing) (iv) eclipses and Roche geometry in the contact pair making usual assumption of the spectra disentangling techniques not valid (line profiles of individual components cannot change with orbital revolution).

It is also interesting to note, that VW LMi and HD95606 show very similar proper motion, parallax and RVs

(see Table 2) - the stars definitely form a loosely bound pair and all components very probably evolved from the same protostellar cloud (see Oswalt et al. (2007)).

The orbit of the detached pair in VW LMi with 7.93-days period is almost circular. This is the case of another two quadruples detected by the DDO observations, TZ Boo and V2610 Oph (DDO series No. XIV, Pribulla et al. (2008)). That means that either it evolved with such orbit or it was circularized by the gravitational interaction with the contact binary. Detected apsidal motion in VW LMi requires further observing to reliably determine apsidal period. Investigation of the observed eccentricities of the second binaries and their predicted synchronization timescales in quadruple systems with contact binaries could shed light on the age and evolutionary status of contact binaries (Rucinski 2008).

Better characterization of VW LMi calls for long-term monitoring to cover the whole 355-days orbital cycle. Especially, times of minima should be obtained free of any systematic effects. The understanding of the system would greatly benefit from visual orbit obtained by means of long-baseline interferometry. Multi-color photometry and/or echelle spectroscopy could lead to reliable determination of component's temperatures and luminosities.

The stays of TP at DDO have been supported by a grant to Slavek M. Rucinski from the Natural Sciences and Engineering Council of Canada. This research has been supported in part by the Slovak Academy of Sciences under grants No. 2/7010/7 and 2/7011/7, and grant of the Šafárik University VVGS 9/07-08. MV's research is supported by a Marie Curie "Transfer of Knowledge" Fellowship within the 6th European Community Framework Programme. The observations at Astronomical Observatory at Kolonica Saddle (part of Vihorlat Observatory) were partially supported by APVV grant LPP-0049-06 and APVV bilateral grant SK-UK-01006. DB thanks to Miron Kerul-Kmec for technical assistance with CCD camera at the Roztoky Observatory.

REFERENCES

- Derman, E., Kalci, R. 2003, Inf. Bull. Variable Stars, No. 5439
- Dumitrescu, A. 2000, Inf. Bull. Variable Stars, No. 4952
- Dumitrescu, A. 2003, Romanian Astronomical Journal, 13, 119
- Dworak, S.W. 2005, Inf. Bull. Variable Stars, No. 5603
- Dworak, S.W. 2006, Inf. Bull. Variable Stars, No. 5677
- European Space Agency. 1997. The Hipparcos and Tycho Catalogues (ESA SP-1200)(Noordwijk: ESA) (HIP)

- Gómez-Forellad, J.M., Vidal-Sainz, J., Sánchez-Bajo, F., García-Melendo, E. 2003, *Inf. Bull. Variable Stars*, No. 5387
- Hadrava, P. 1995, *A&AS*, 114, 393
- van Hamme, W., *AJ*, 106, 2096
- Høg, E., Fabricius, C., Makarov, V.V., Urban, S., Corbin, T., Wycoff, G., Bastian, U., Schwekendiek, P., Wicenec, A. 2000, *A&A*, 355L, 27
- Hubscher, J. 2007, *Inf. Bull. Variable Stars*, No. 5802
- Kwee, K.K., van Woerden, H. 1956, *Bulletin of the Astronomical Institutes of the Netherlands*, 12, 327
- Lejeune, T., Cuisinier, F., Buser, R. 1997, *A&AS*, 125, 229
- Mayer, P. 2005, *Ap&SS*, 296, 113
- Mugrauer, M. 2008, *Astron. Nachrichten*, under preparation
- Nelson, R.H. 2007, *Inf. Bull. Variable Stars*, No. 5760
- Oswalt, T.D., Johnston, K.B., Rudkin, M., Vaccaro, T., Valls-Gabaud, D. 2007, in *Binary Stars as Critical Tools & Tests in Contemporary Astrophysics*, Proceedings of IAU Symposium No. 240, W.I. Hartkopf et al. (eds.), p300
- Popper, D.M. 1980, *Ann. Rev. Astron.*, 18, 115
- Porowski, C.H. 2005, *Inf. Bull. Variable Stars*, No. 5606
- Pourbaix, D. 1999, *A&A*, 348, 127
- Pribulla, T. 2004, In *Spectroscopically and Spatially Resolving the Components of the Close Binary Stars*, R.W. Hilditch et al. (eds.), ASP Conf. Series 318, 117
- Pribulla, T., Rucinski, S.M. 2006, *AJ*, 131, 2986
- Pribulla, T., Rucinski, S.M., Lu, W., Mochnacki, S.W., Conidis, G., DeBond, H., Thomson, J.R., Pych, W., Blake, R.M., Ogloza, W., Siwak, M. 2006, *AJ*, 132, 769
- Pribulla, T., Rucinski, S.M., DeBond, H. et al. 2008, *AJ*, in preparation
- Pych, W. 2004, *PASP*, 116, 148
- Rucinski, S.M. 1992, *AJ*, 103, 960
- Rucinski, S.M. 2002, *AJ*, 124, 1746
- Rucinski, S.M. 2008, private communication
- Rucinski, S.M., Pribulla, T. 2008, *MNRAS*, in press (arXiv:0805.4836)
- Sánchez-Bajo, F., García-Melendo, E., Gómez-Forellad, J.M. 2007, *Ap&SS*, 312, 151
- Selam, S.O. 2004, *A&A*, 416, 1097S
- Skrutskie, M.F., Cutri, R.M., Stiening, R. et al. 2006, *AJ*, 131, 1163
- Soderhjelm, S. 1975, *A&A*, 42, 229
- Tamuz, O., Mazeh, T., Zucker, S. 2005, *MNRAS*, 356, 1466
- Tango, W.J., Davis, B.J., Ireland, M.J., Aerts, C., Uytterhoeven, K., Jacob, A.P., Mendez, A., North, J.R., Seneta, E.B., Tuthill, P.G. 2006, *MNRAS*, 370, 884
- Tokovinin, A.A. 2008, *MNRAS*, in press, (arXiv:0806.3263)
- van Hamme, W., Wilson, R.E. 2007, *ApJ*, 661, 1129