

Kondo effect in carbon nanotube quantum dots with spin-orbit coupling

Tie-Feng Fang,¹ Wei Zuo,¹ and Hong-Gang Luo^{2,3,4}¹Institute of Modern Physics, Chinese Academy of Sciences, Lanzhou 730000, China²Center for Interdisciplinary Studies, Lanzhou University, Lanzhou 730000, China³Key Laboratory for Magnetism and Magnetic Materials of the Ministry of Education, Lanzhou University, Lanzhou 730000, China⁴Institute of Theoretical Physics, Chinese Academy of Sciences, Beijing 100080, China

Motivated by recent experimental observation of spin-orbit coupling in carbon nanotube quantum dots [F. Kuenmeth et al., Nature (London) 452, 448 (2008)], we investigate in detail its influence on the Kondo effect. The spin-orbit coupling intrinsically lifts out the fourfold degeneracy of a single electron in the dot, thereby breaking the SU(4) symmetry and splitting the Kondo resonance even at zero magnetic field. When the field is applied, the Kondo resonance further splits and exhibits new multippeak structures resulting from the interplay of spin-orbit coupling and Zeeman effect. Microscopic cotunneling process for each peak can be uniquely identified. Finally, a purely orbital Kondo effect in the two-electron regime is also predicted.

PACS numbers: 73.23.-b, 73.63.Fg, 72.15.Qm, 71.70.Ej

Introduction. The Kondo effect is one of the most fascinating and extensively studied subjects in condensed matter physics [1]. Since its first experimental observation in semiconductor quantum dots (QDs) in 1998 [2], after 10 years of theoretical predictions [3], various aspects of this effect have been explored in virtue of the tunability of relevant parameters in the QDs. The Kondo physics was further enriched by fabricating carbon nanotube (CNT) QDs [4, 5, 6, 7, 8, 9] where additional orbital degree of freedom originating from two electronic subbands can play a role of pseudospin. In CNT QDs, spin-orbit coupling is widely believed to be weak and two sets of spin-degenerate orbits are expected to yield a fourfold-degenerate energy spectrum which possesses an SU(4) symmetry. Consecutive filling of these orbits forms four-electron shells [5, 6, 7, 8, 9, 10]. In each shell, the SU(4) Kondo effect was observed in the valleys with one, two, and three electrons [6, 7, 8, 9]. Theoretically, the SU(4) Kondo effect in CNT QDs has also been extensively studied [11, 12, 13, 14]

However, recent theories [15] suggest that spin-orbit interaction can be significant in CNTs due to their curvature and cylindrical topology. More recently, transport spectroscopy measurements on ultra-clean CNT QDs by Kuenmeth et al. [16] demonstrate that the spin and orbital motion of electrons are strongly coupled, thereby breaking the SU(4) symmetry of electronic states in such systems. This motivates us to reconsider the Kondo effect in CNT QDs by explicitly taking account of the spin-orbit coupling since this symmetry-breaking perturbation at the fixed point must break the SU(4) Kondo effect studied previously. An important consequence is that even at zero magnetic field the Kondo effect manifests as split resonant peaks in the differential conductance. At finite fields, these peaks further split into much complicated subpeaks, reflecting the entangled interplay of spin and orbital degrees of freedom. Concerning all mi-

croscopic cotunneling events involving spin and/or orbital spin, these new multippeak structures can be uniquely identified. Moreover, the spin-orbit coupling also determines the filling order in the two-electron (2e) ground state [6], producing a purely orbital Kondo effect different from that observed by Jarillo-Herrero et al. [6].

Model Hamiltonian and QD Green's function. We model a CNT QD coupled to source and drain leads by the Anderson Hamiltonian $H_p = H_d + H_L + H_T$, where $H_d = \sum_m \epsilon_m d_m^\dagger d_m + \frac{U}{2} \sum_m \hat{n}_m \hat{n}_m$, $H_L = \sum_{k,m} C_{km}^\dagger d_m + \text{H.c.}$, $H_T = \sum_{k,m} V_{km} d_m^\dagger C_{km} + \text{H.c.}$; H_d models the isolated CNT QD with $\hat{n}_m = d_m^\dagger d_m$. d_m^\dagger (d_m) creates (annihilates) an $m = f, g$ conduction electron in the dot, where f, g are the spin and orbital quantum numbers, respectively. U denotes the on-site Coulomb repulsion, and ϵ_m is the single-particle energy. H_L models the two leads (L, R). The tunneling between the dot and the leads is described by H_T with spin and orbital conservation since the dot and the leads are usually fabricated within a same CNT and thus have the same orbital symmetry [6, 7, 8, 9]. Assuming some orbital mixing, a crossover from SU(4) to SU(2) Kondo effect has been investigated [11, 12]. Here we focus on a totally different breaking of the SU(4) Kondo effect by the spin-orbit interaction which intrinsically lifts out the degeneracy in the single-particle energy.

The energy spectrum of CNT QDs in low-energy limit is $\epsilon_k \sim v_F k$ with v_F the Fermi velocity and k the quantized wave vector perpendicular to the CNT axis. For a given wave vector $k_0 > 0$, $k = \pm k_0$ ($=$) denotes two degenerate graphene subbands, corresponding to clockwise and anticlockwise classical orbits encircling the tube circumference. In curved graphene, the spin-orbit interaction is generally classified into three types [15], an intrinsic coupling, a Rashba coupling, and a curvature coupling. However, in most experimentally accessible CNT QDs, only the last one is dominant [15].

It can be described by a spin-dependent topological flux ϕ_{SO} and shifts k by $\Delta k = \phi_{SO}/(r_0)$ [15, 16], with ϕ_0 being the flux quantum and r the tube radius. A magnetic field B introduces an Aharonov-Bohm flux ϕ_{AB} and further shifts k by $\Delta k = \phi_{AB}/(r_0)$, ending up with $k = k_0 + \Delta k + \Delta k$ and thus $|k| = k_0 + \Delta k + \Delta k$. Combining $|k|$ with the linear dispersion, and including the spin Zeeman energy, the single-particle energy of the state j ; i reads $\epsilon_j = \epsilon_d + \phi_{SO} = 2B \cos \theta$. Here $\epsilon_d = \hbar v_F k_0$ is the basic dot level which depends on the confining geometry and can be tuned by a gate voltage. The second term accounts for the spin-orbit coupling with $\phi_{SO} = 2\hbar v_F \phi_{SO}/(r_0)$. The last two terms represent the orbital and spin Zeeman effects, where $\phi_{SO} = 2\phi_{orb} = (g_B)$ is the ratio between the orbital moment ϕ_{orb} and the Bohr magneton μ_B , the former is typically one order of magnitude larger than the latter [17], $B = g_B \mu_B = 2$ is the renormalized field, and θ is the angle between the field and the CNT axis. Typical energy spectra are shown in Fig. 1. Notably, the spin-orbit coupling induces a zero-field splitting ϕ_{SO} and two level crossings for the parallel fields at $B = B_0$ with $B_0 = \phi_{SO}/(2)$.

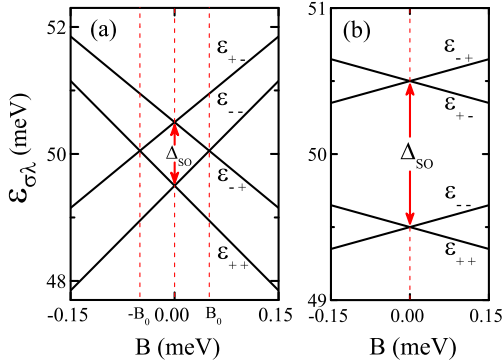


FIG. 1: ϵ_d as a function of (a) parallel and (b) perpendicular magnetic fields for $\epsilon_d = 50$ meV, $\phi_{SO} = 10$, and $\phi_{SO} = 1$ meV.

Electronic transport through the CNT QD is determined by the dot retarded Green's function, which is $G_m(\omega) = \langle \langle c_m^\dagger c_m \rangle \rangle = G_m^0(\omega) (1 + U \langle c_m^\dagger c_m \rangle)$, where $G_m^0(\omega) = \langle \langle c_m^\dagger c_m \rangle \rangle = \langle \langle c_m^\dagger c_m \rangle \rangle = \langle \langle c_m^\dagger c_m \rangle \rangle$, and $\langle \langle c_m^\dagger c_m \rangle \rangle = \langle \langle c_m^\dagger c_m \rangle \rangle$ with $\langle \langle c_m^\dagger c_m \rangle \rangle$ being the density of states in the leads at the Fermi level. Due to the interaction U , $G_m(\omega)$ includes a high-order Green's function, whose equation of motion (EOM) produces in turn more higher-order ones. We truncate this hierarchy by the Lacroix's decoupling procedure [18, 19, 20] which successfully captures the essential physics of the Kondo effect. By this scheme, in the limit of $U \rightarrow \infty$, the dot Green's function is given by

$$G_m(\omega) = \frac{1}{G_m^0(\omega) + \frac{1}{\phi_{SO}} \langle \langle c_m^\dagger c_m \rangle \rangle + \frac{1}{\phi_{SO}} \langle \langle c_m^\dagger c_m \rangle \rangle}; \quad (1)$$

where the prime in the summation means $m' \neq m$ and

$$\langle \langle c_m^\dagger c_m \rangle \rangle = \frac{1}{\phi_{SO}} \sum_{m'} \langle \langle c_m^\dagger c_m \rangle \rangle \text{Im}[G_m^0(\omega)]; \quad (2)$$

$$A_m(\omega) = - \langle \langle c_m^\dagger c_m \rangle \rangle \frac{G_m^0(\omega)}{\phi_{SO} + \phi_{SO} \langle \langle c_m^\dagger c_m \rangle \rangle}; \quad (3)$$

$$B_m(\omega) = - \langle \langle c_m^\dagger c_m \rangle \rangle \frac{1 + \phi_{SO} \langle \langle c_m^\dagger c_m \rangle \rangle G_m^0(\omega)}{\phi_{SO} + \phi_{SO} \langle \langle c_m^\dagger c_m \rangle \rangle}; \quad (4)$$

with $f_0(\omega) = (1 - \exp(-\beta \hbar \omega))^{-1}$ where $f(\omega)$ represents the Fermi distribution function in the leads. Eqs. (1)-(4) can be solved self-consistently. For a QD with an N -fold degenerate level, $\phi_m = \phi_d$, an $SU(N)$ Kondo temperature within EOM is $T_K^{(N)} = D \exp[-\phi_d/(N-1)g]$ [21], where D is the halfbandwidth in the leads and ϕ_d is measured from the Fermi level.

Results and discussions. Experimentally, the measured differential conductance dI/dV near zero source-drain bias directly reflects the Kondo features in the dot density of states $\rho_d(\omega) = (1/\phi_m) \text{Im}[G_m(\omega)]$. Within the Keldysh formalism [22], the transport current is $I = \frac{4e}{h} \frac{L_R}{L_R + L_L} \langle \langle f_L(\omega) - f_R(\omega) \rangle \rangle \text{Im}[G_m(\omega)]$. In the numerical results presented below, we use symmetric dot-lead couplings $L = R$ and a symmetrically applied source-drain bias V . The high-energy cutoff is fixed to be $D = 1$ and $\phi_{SO} = 0.01D$.

Figure 2 presents our main results. Even at zero magnetic field, the spin-orbit coupling lifts the degeneracy in parallel and anti-parallel spin-orbit configurations of a single electron in the dot [see Fig. 1], thereby breaking the $SU(4)$ symmetry of the Kondo effect studied previously [11, 12, 13, 14]. Instead, the Kondo effect manifests as three resonant peaks in the differential conductance, which locate at $V = 0$, ϕ_{SO} , respectively. Due to the coupling, each peak entangles both spin and orbital degrees of freedom. Specifically, the two side peaks arise from both spin- $\uparrow\downarrow$ intraorbital and spin-conserved interorbital transitions, while the central peak is attributed to spin- $\uparrow\downarrow$ interorbital transitions. A similar zero-field three-peak structure has also been predicted in Silicon QDs [20] but the underlying mechanism is entirely different. In [20], the two side peaks result from a trivial valley (orbital) splitting at zero field and the remaining spin degeneracy gives rise to the central peak.

When the magnetic field is applied, the Zeeman effect further removes the remaining degeneracies in the energy spectrum and the situation becomes complicated. In the field along the tube axis [Fig 2(a)], owing to the interplay of spin-orbit coupling and Zeeman effect, each peak at zero field further splits into four subpeaks, ending up with rich twelve-peak structures in the Kondo resonance. At $B = B_0$, only seven peaks are visible and the other peaks merge into the remaining ones. This is because of the level degeneracy at this special field [see Fig. 1(a)]. Though these nine multipoint structures appear to be complicated, the inherent physics and the

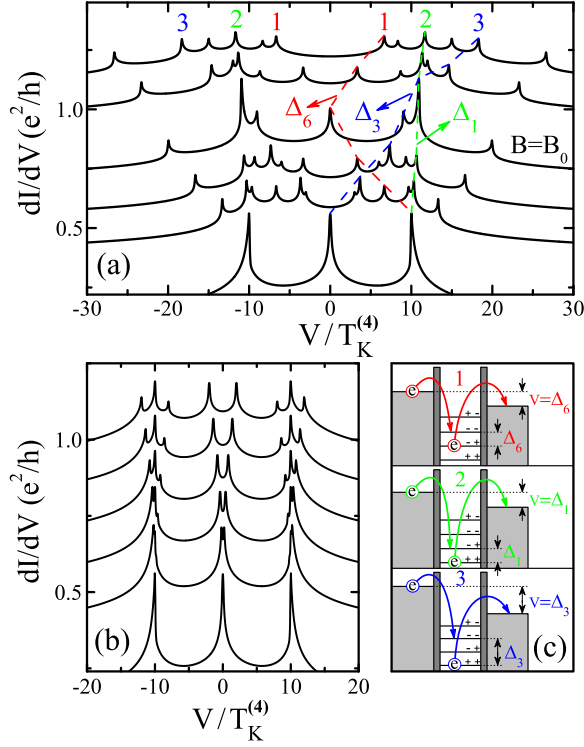


FIG. 2: Fine structures of the Kondo resonance with spin-orbit coupling. (a) dI/dV versus V with various parallel magnetic fields, $B = B_0 = 0$ (bottom), $1/3, 2/3, 1, 4/3, 5/3$ (top). The red, green, and blue dashed lines are guides for the traces of peak pairs marked by the numbers 1, 2, and 3, respectively. (b) dI/dV versus V with various perpendicular magnetic fields, $B = T_K^{(4)} = 0$ (bottom), $0.1, 0.2, 0.4, 0.7, 1$ (top). (c) Schematic representation of three transition processes producing the peak pairs 1, 2, and 3 in (a), respectively. In (a) and (b), the curves corresponding to $B \neq 0$ are offset for clarity. The parameters used are $\mu_d = 10$, $\mu_s = 10$, and $s_0 = 10T_K^{(4)}$.

B -evolution of each peak can be clarified by identifying all many-body cotunnelings that add up coherently to screen both spin and orbital degrees of freedom.

In the one-electron regime, the Kondo effect arises from the coherent superposition of six transition processes: two spin- $\uparrow\downarrow$ intraorbital transitions $j; i, j; i$, two spin- $\uparrow\downarrow$ interorbital transitions $j; i, j; i$, and two spin-conserved interorbital transitions $j; i, j; i$. Each transition needs an energy of ϵ_i ($i = 1; \dots; 6$) and develops a pair of Kondo peaks at $V = \pm \epsilon_i$. From energy differences between the initial and final states, one readily lists all six transition energies as $\epsilon_1 = \epsilon_{j+}^{++} - \epsilon_j^{++}$, $\epsilon_2 = \epsilon_{j+}^{+-} - \epsilon_j^{+-}$, $\epsilon_3 = \epsilon_{j+}^{--} - \epsilon_j^{--}$, $\epsilon_4 = \epsilon_{j+}^{+-} - \epsilon_j^{++}$, $\epsilon_5 = \epsilon_{j+}^{++} - \epsilon_j^{--}$, and $\epsilon_6 = \epsilon_{j+}^{--} - \epsilon_j^{+-}$. Both the spin-orbit coupling and the magnetic field are symmetry-breaking perturbations at the SU(4) Kondo fixed point. For $s_0 = B = 0$ and hence $\epsilon_i = 0$, the fixed point is reached [1, 12]. Thus all the cotunneling processes are elastic and constitute

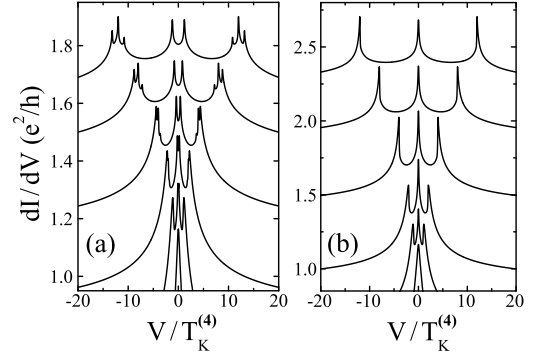


FIG. 3: SU(4) Kondo splitting without spin-orbit coupling. (a) dI/dV versus V with different parallel magnetic fields, $B = T_K^{(4)} = 0$ (bottom), $0.5, 1, 2, 4, 6$ (top). (b) dI/dV versus V with different perpendicular magnetic fields, $B = T_K^{(4)} = 0$ (bottom), $0.5, 1, 2, 4, 6$ (top). The curves corresponding to $B \neq 0$ are offset for clarity. The parameters used are $\mu_d = 10$, $\mu_s = 10$, and $s_0 = 0$.

a highly symmetric SU(4) Kondo resonance at $V = 0$ (see the curve corresponding to $B = 0$ in Fig. 3). On the other hand, one can uniquely identify the six transition processes from the split Kondo peaks as long as all ϵ_i are different from each other and hence the six peak pairs (twelve peaks) are well resolved, which requires $s_0 \neq 0$, $B \neq 0$, and $\cos \theta \neq 0$. This is exactly the case of Fig. 2(a). As an example, we trace the B -evolutions of three peak pairs marked by the numbers 1, 2, and 3 and unambiguously attribute them to transition processes $j; +i, j; i, j; +i, j; +i$, and $j; +i, j; i$, respectively, which are schematically shown in Fig. 2(c). We also note that such a unique identification is unavailable in Silicon QDs [20] where no more than nine peaks are visible.

When the field is applied perpendicularly to the CNT, the orbital Zeeman effect is absent and only the spin Zeeman effect is involved. As shown in Fig. 2(b), while the central peak splits into two subpeaks corresponding to the spin- $\uparrow\downarrow$ interorbital transitions, the two side peaks split into three subpeaks among which the two split ones result from the spin- $\uparrow\downarrow$ intraorbital transitions and the rested one corresponds to the interorbital transitions without spin- $\uparrow\downarrow$. In this case, some peaks are still not resolved because $\epsilon_3 = \epsilon_4$ and $\epsilon_5 = \epsilon_6$.

It is useful to comment on the experimental observability of these new multipoint structures. On the one hand, in our EOM scheme the Kondo temperature is underestimated and relatively, the splitting of the Kondo peaks is more evident. On the other hand, the decoherence [23] neglected in the present study has an effect to smear out the split peaks, especially those with high energies. These two features will make the observation a bit difficult. However, in ultra-clean CNT QDs and using highly resolved spectroscopy measurements, it is still possible to

observe part or all of these fine structures.

For comparison, we plot in Fig. 3 the multiple splitting of the SU(4) Kondo resonance by neglecting the spin-orbit coupling. On increasing the field, the SU(4) Kondo peak at the zero bias splits in a simple way following the Zeeman effect, which produces characteristic structures in agreement with the results in the literature [6, 8, 11, 12] but quite different from that discussed above.

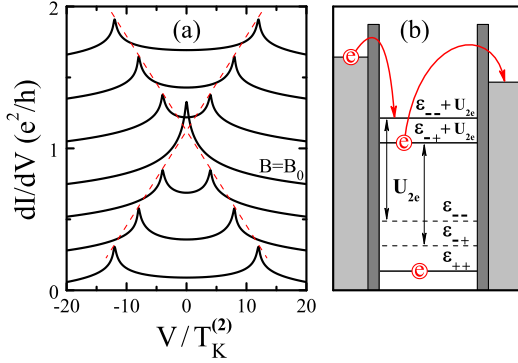


FIG. 4: Purely orbital Kondo effect in the 2e regime. (a) dI/dV versus V with various parallel magnetic fields, ($B/B_0 = T_K^{(2)} = 0.6$ (bottom), $0.4, 0.2, 0, 0.2, 0.4, 0.6$ (top)). The curves are offset for clarity and the parameters used are $U_d^0 = 3$ and $U_{so} = 10$. (b) Schematic diagram of the inherent many-body cotunneling.

The spin-orbit coupling further determines the filling order in the 2e ground state [16], which exactly follows the first excited state of the single-particle spectrum (Fig. 1). At the parallel fields near the degenerate point B_0 , while the first electron always occupies the state $j; +i$, the second electron can fluctuate between $j; -i$ and $j; +i$, giving rise to a purely orbital Kondo effect as its spin is fixed. To describe this Kondo effect, the appearing in all our previous formulae should be replaced by $f; g$ and the single-particle energy becomes $\epsilon^0 = \epsilon_d + U_{2e} = \epsilon_d^0 + (1 - \epsilon_d^0/B_0)U_{2e}$, where U_{2e} is the 2e Coulomb interaction and $\epsilon_d^0 = \epsilon_d + U_{so} = (2 - \epsilon_d^0) + U_{2e}$. Fig. 4(a) presents the resulting dI/dV as a function of V . For $B = B_0$, there is a pronounced zero-bias peak which represents an SU(2) orbital Kondo effect and provides a spin-polarized conducting channel. The peak splits due to the field applied away from the degenerate point. This orbital Kondo effect, as schematically shown in Fig. 4(b), comes from the same shell and dwells in the 2e valley, therefore being distinct from the one recently observed in CNT QDs without spin-orbit coupling [6].

Conclusion. We have studied the Kondo effect in a CNT QD with spin-orbit coupling. It is shown that the Kondo effect manifests as rich fine multippeak structures in the differential conductance when a magnetic field is applied. These fine structures are quite different from the SU(4) Kondo effect studied previously and might be observable in future experiments. In such a system, a purely

orbital Kondo effect develops in the 2e ground state due to the particular multi-electron filling order. Our results indicate that the spin-orbit coupling significantly changes the low-energy Kondo physics in CNT QDs.

Support from the NSFC (10575119), the Major State Basic Research Developing Program (2007CB815004), and the Program for NCET of China is acknowledged.

-
- [1] A. C. Hewson, *The Kondo Problem to Heavy Fermions* (Cambridge University Press, Cambridge, 1993).
 - [2] D. Goldhaber-Gordon et al., *Nature (London)* 391, 156 (1998); S. M. Cronenwett, T. H. Oosterkamp, and L. P. Kouwenhoven, *Science* 281, 540 (1998).
 - [3] T. K. Ng and P. A. Lee, *Phys. Rev. Lett.* 61, 1768 (1988); L. I. Glazman and M. E. Raikh, *Pis'ma Zh. Eksp. Teor. Fiz.* 47, 378 (1988) [*JETP Lett.* 47, 452 (1988)].
 - [4] J. Nyg rd, D. H. Cobden, and P. E. Lindelof, *Nature (London)* 408, 342 (2000).
 - [5] M. R. Buitelaar et al., *Phys. Rev. Lett.* 88, 156801 (2002); B. Babic, T. Kontos, and C. Schonenberger, *Phys. Rev. B* 70, 235419 (2004).
 - [6] P. Jarillo-Herrero et al., *Nature (London)* 434, 484 (2005).
 - [7] P. Jarillo-Herrero et al., *Phys. Rev. Lett.* 94, 156802 (2005).
 - [8] A. M. Akarovskii et al., *Phys. Rev. B* 75, 241407(R) (2007).
 - [9] A. M. Akarovskii, J. Liu, and G. Finkelstein, *Phys. Rev. Lett.* 99, 066801 (2007).
 - [10] W. J. Liang, M. Bockrath, and H. Park, *Phys. Rev. Lett.* 88, 126801 (2002).
 - [11] M.-S. Choi, R. Lopez, and R. A. Guado, *Phys. Rev. Lett.* 95, 067204 (2005).
 - [12] J.-S. Lim et al., *Phys. Rev. B* 74, 205119 (2006).
 - [13] C. A. Busser and G. B. Martins, *Phys. Rev. B* 75, 045406 (2007).
 - [14] F. B. Anders et al., *Phys. Rev. Lett.* 100, 086809 (2008).
 - [15] D. Huertas-Hernando, F. Guinea, and A. Brataas, *Phys. Rev. B* 74, 155426 (2006); D. V. Bulaev, B. Trauzettel, and D. Loss, *Phys. Rev. B* 77, 235301 (2008).
 - [16] K. Uemura et al., *Nature (London)* 452, 448 (2008).
 - [17] E. D. M. Not et al., *Nature (London)* 428, 536 (2004).
 - [18] C. Lacroix, *J. Phys. F: Metal Phys.* 11, 2389 (1981); H. G. Luo, Z. J. Ying, and S. J. Wang, *Phys. Rev. B* 59, 9710 (1999).
 - [19] O. Entin-Wohlman, A. Aharony, and Y. Meir, *Phys. Rev. B* 71, 035333 (2005); V. Kashcheyevs, A. Aharony, and O. Entin-Wohlman, *Phys. Rev. B* 73, 125338 (2006).
 - [20] S. Y. Shiao, S. Chutia, and R. Joynt, *Phys. Rev. B* 75, 195345 (2007); S. Y. Shiao, and R. Joynt, *Phys. Rev. B* 76, 205314 (2007).
 - [21] This expression is slightly different from $T_K^{(N)} \exp[-\epsilon_d/(N)]$ given by the renormalization group scaling theory [11, 12]. The difference is due to the present truncation approximation, which can be improved by involving more higher-order Green's functions [18].
 - [22] H. Haug and A.-P. Jauho, *Quantum Kinetics in Transport and Optics of Semiconductors* (Springer, Berlin, 1998).
 - [23] Y. Meir, N. S. Wingreen and P. A. Lee, *Phys. Rev. Lett.*

70,2601 (1993).