

Predicting polarization and nonlinear dielectric response of arbitrary perovskite superlattice sequences

Xifan Wu¹, Massimiliano Stengel², Karin M. Rabe³, and David Vanderbilt³

¹*Chemistry Department, Princeton University, Princeton, NJ 08544-0001, USA*

²*Materials Department, University of California, Santa Barbara, CA 93106-5050, USA and*

³*Department of Physics and Astronomy, Rutgers University, Piscataway, NJ 08854-8019, USA*

(Dated: February 10, 2022)

We carry out first-principles calculations of the nonlinear dielectric response of short-period ferroelectric superlattices. We compute and store not only the total polarization, but also the Wannier-based polarizations of individual atomic layers, as a function of electric displacement field, and use this information to construct a model capable of predicting the nonlinear dielectric response of an arbitrary superlattice sequence. We demonstrate the successful application of our approach to superlattices composed of SrTiO₃, CaTiO₃, and BaTiO₃ layers.

PACS numbers: 77.22.-d, 77.22.Ej, 77.80.-e, 77.84.Lf

The development of advanced methods for layer-by-layer epitaxial growth of multicomponent perovskite superlattice structures has generated excitement [1], both because of the intriguing materials physics that comes into play, and because of potential applications in non-volatile ferroelectric memories, piezoactuators and sensors, and magnetoelectric devices [2]. To guide experimental exploration of this greatly expanded class of materials, there is a critical need for atomic-scale understanding and modeling of key structural and functional properties, particularly polarization and dielectric response.

First-principles methods have allowed for the direct quantitative computation of such material-specific information for representative perovskite superlattices [3, 4]. However, such calculations are limited to relatively short-period superlattices, of the order of ten unit cells. First-principles *modeling* can extend our theoretical capability so that one can make predictions about arbitrary stacking sequences and elucidate the physics behind the novel behavior of superlattices. In particular, substantial progress has recently been made in isolating and studying the effects of the epitaxial strain on film structure, polarization, and piezoelectric properties [5, 6].

It is clear, however, that it is electrostatic effects that dominate the physics of superlattices built from ferroelectric (e.g., BaTiO₃) and incipient ferroelectric (e.g., SrTiO₃) constituents. In previous first-principles models, these effects were included in an approximate way, either by describing the layers in terms of their bulk linear dielectric properties [3], or by imposing a constant-polarization layer-to-layer constraint that only roughly captures the effects of the internal electric fields [7]. Furthermore, most previous first-principles calculations, using the periodic boundary conditions implicit in ordinary implementations, give results only for zero applied electric field. Since much of the interest in perovskite superlattices lies in their use in capacitor structures whose performance relies on their nonlinear dielectric behavior under bias voltage, a more fundamental methodology cap-

able of capturing such effects is urgently needed.

In this Letter, we present a rigorous first-principles treatment allowing computation and modeling of the electrostatics and non-zero electric-field response of perovskite oxide superlattices. Our approach is based on a recently-developed Wannier-based formulation of the layer polarizations in perovskite superlattices [8] in combination with methods for treating insulators in finite electric fields [9, 10, 11, 12]. Crucially, we choose here to work at fixed electric *displacement* field [13], and show that this gives a clean separation between long-range Coulomb interactions and short-range interfacial effects. As we demonstrate through application to superlattices composed of three ABO₃ perovskite constituents, the resulting model yields, for arbitrary stacking sequences, quantitative predictions of polarization and nonlinear dielectric response with *ab-initio* accuracy, thus enabling the theory-driven search of the full range of superlattice sequences for novel or optimized properties.

The construction of our model begins with the decomposition of the superlattice into atomic layers, specifically into AO and BO₂ layers alternating along [001]. The individual layer polarizations (LP) for each AO and BO₂ layer j are computed using the Wannier-based method of Ref. [8], and recorded as functions $p_j(D)$ of the displacement field D using a constrained- D first-principles implementation [13]. This choice is appropriate because (i) D is constant throughout the supercell ($\nabla \cdot \mathbf{D} = 4\pi\rho_{\text{free}} = 0$), while the local macroscopic \mathcal{E} and P generally vary, and (ii) imposing constant- D electrical boundary conditions has the virtue of making the force-constant matrix of the quasi-one-dimensional superlattice short-ranged in real space. This “locality principle” implies that one may expect the $p_j(D)$ to depend only on the *local* compositional environment comprising the layer itself and few nearby neighbors. For any given superlattice, the total polarization, which is a quantity of central interest, is given by $P(D) = c(D)^{-1} \sum_j p_j(D)$. It is also straightforward to obtain the electric equation of

TABLE I: Fitted linear-in- D term of effective cluster interactions for AO layers as defined in Eq. 2.

	ECI	Value	ECI	Value
Zero-body	\mathcal{J}	2.2771		
One-body	\mathcal{J}_0	0.1113	\mathcal{J}'_0	0.0819
	\mathcal{J}_1	0.0034	\mathcal{J}'_1	0.0007
	\mathcal{J}_2	-0.0018		
Two-body	\mathcal{J}_{01}	0.0197	\mathcal{J}_{02}	0.0031
	\mathcal{J}_{11}	0.0026	\mathcal{J}_{12}	0.0013

To give a sense of the form of the resulting expressions, the odd part for AO layers becomes

$$\begin{aligned}
 p_{\text{AO}}^{(-)} = & \mathcal{J} + \mathcal{J}_0 s_0 + \mathcal{J}'_0 s_0^2 + \mathcal{J}_1 (s_{\bar{1}} + s_1) + \mathcal{J}'_1 (s_{\bar{1}}^2 + s_1^2) \\
 & + \mathcal{J}_2 (s_{\bar{2}} + s_2) + \mathcal{J}_{01} (s_{\bar{1}} s_0 + s_0 s_1) \\
 & + \mathcal{J}_{02} (s_{\bar{2}} s_0 + s_0 s_2) + \mathcal{J}_{11} s_{\bar{1}} s_1 \\
 & + \mathcal{J}_{12} (s_{\bar{2}} s_{\bar{1}} + s_1 s_2)
 \end{aligned} \quad (2)$$

where $\bar{n} = -n$ and layer 0 is the one whose LP is being expanded. Similar expressions for $p_{\text{AO}}^{(+)}$, $p_{\text{TiO}_2}^{(-)}$, and $p_{\text{TiO}_2}^{(+)}$ are given in the supplementary material [17]. The supercell lattice constant $c(D)$ is correspondingly expanded as

$$c = \sum_j (\mathcal{C}_1 + \mathcal{C}_2 s_j + \mathcal{C}_3 s_j^2 + \mathcal{C}_4 s_j s_{j+1}), \quad (3)$$

where $\mathcal{C}_1(D)$, $\mathcal{C}_2(D)$, and $\mathcal{C}_3(D)$ assign to each layer its bulk $c(D)$, and only the $\mathcal{C}_4(D)$ term includes true superlattice effects. The $\mathcal{J}(D)$ and $\mathcal{C}(D)$ parameters are expressed as fifth and fourth-order Taylor expansions in D respectively, with the Taylor coefficients obtained by fitting to the first-principles calculations of $p_j(D)$ and $c(D)$ for superlattices in the database.

The choice of terms to include in Eq. (2) and in the corresponding expressions for $p_{\text{AO}}^{(+)}$, $p_{\text{TiO}_2}^{(-)}$, and $p_{\text{TiO}_2}^{(+)}$ [17] have been obtained using linear regression techniques to identify higher terms that could be deleted without significantly degrading the quality of the fit. The linear-in- D coefficients of the ECIs in Eq. (2) are presented in Table I, confirming our expectation that terms of higher body, longer range, and higher level tend to be less important. Tables listing values of all of the ECI coefficients are provided in the supplementary material [17].

The quality of the fit is excellent; the overall RMS error in $p_j(D)$ values relative to first-principles results is 2×10^{-14} C/m for structures in the database. This is illustrated in Fig. 1, where the solid lines representing the fitted functions can be seen to pass quite accurately through the first-principles symbols. The quality of the fit is similar for other cases, not plotted.

The model can now be used to predict the nonlinear dielectric and piezoelectric properties of arbitrary superlattice sequences. To illustrate the quality of the fit for supercell configurations that were *not* included in the fit, we compare in Fig. 2 the first-principles $P(\mathcal{E})$ curves with

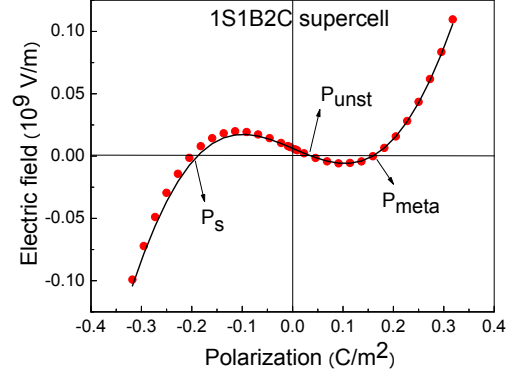


FIG. 2: (Color online.) Model prediction (solid lines) and first-principles calculations (symbols) of \mathcal{E} vs. P for 1S1B2C superlattice.

the model fits for the tri-color 1S1B2C supercell. The $P(\mathcal{E})$ curves are seen to be in excellent agreement. The arrows in Fig. 2 indicate $\mathcal{E}=0$ solutions corresponding to $P=-P_s$ in the preferred (stable) phase, $P=P_{\text{unst}}$ at the unstable saddle point, and $P=P_{\text{meta}}$ in the metastable phase. Note that $|P_s| \neq |P_{\text{meta}}|$ and $P_{\text{unst}} \neq 0$ because the superlattice has broken inversion symmetry. The model predicts P_s , P_{unst} , and P_{meta} values of -0.19 , 0.04 , and 0.16 C/m², to be compared with direct first-principles values of -0.20 , 0.04 , and 0.16 C/m², respectively. While the inversion-symmetry-breaking effects are subtle, they are critical for tuning certain ferroelectric properties [18, 19], and it is gratifying that they are obtained accurately by our model.

To demonstrate the ability of our model to predict properties of long-period superlattices that would be impractical for direct first-principles calculations, we present our model predictions for the spontaneous polarizations and dielectric responses (including the piezoelectrically mediated component) of $n\text{SnBnC}$ superlattices in Table II and Fig. 3 respectively. Because of the broken inversion symmetry, one polarization direction is favored, with a different magnitude, over the other. The polarizations approach the bulk value of 0.274 C/m² for large n , but with decreasing n we find a progressive suppression of the polarization and an enhancement of the asymmetry until, at $n=1$, the system becomes paraelectric, with a single minimum. These effects are also evident in the dielectric response curves shown in Fig. 3, where it is

TABLE II: Predicted magnitude of polarization (C/m²) for preferred (P_s) and metastable (P_{meta}) polarization states in $n\text{SnBnC}$ superlattices.

	$n=1$	$n=2$	$n=4$	$n=8$	$n=\infty$
P_s	-0.040	-0.198	-0.250	-0.267	-0.274
P_{meta}		0.178	0.237	0.262	0.274

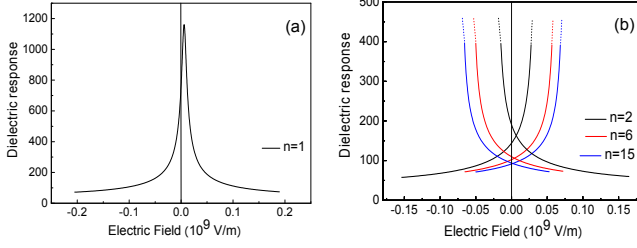


FIG. 3: (Color online.) Dielectric response of $n\text{SnBnC}$ superlattice in (a) paraelectric and (b) ferroelectric regime.

clear that the curves lack reflection symmetry about the vertical axis, and the system is seen to cross from ferroelectric to paraelectric behavior between $n=2$ and $n=1$.

To gain more insight into interface effects in these superlattices, we can characterize each of the six kinds of interfaces by an interface dipole, extracted from our first-principles model as follows. Using S/B as an example, we imagine an infinite stack ...SSSBBB... with one interface, and define

$$p_{\text{int}}(D) = \sum_i p_i(D) - p_i^{(0)}(D) \quad (4)$$

where i runs over AO and TiO_2 layers, $p_i(D)$ is the actual layer polarization predicted by our model, and $p_i^{(0)}(D)$ is the polarization of that layer type in its own bulk environment. (For the central TiO_2 layer, $p^{(0)}(D)$ is the average of the bulk S and B values.) Because of the short-range nature of the model, the sum only needs to run over a few layers near the interface.

The resulting $p_{\text{int}}(D)$ curves are presented in Fig. 4. First, note that the curves tend to have a negative slope at $D=0$; this reflects the fact that the presence of interfaces tends to suppress the ferroelectricity, as was also evident in Table II and Fig. 3. Second, each pair such as BS and SB are related by the symmetry $p_{\text{int}}^{\text{BS}}(D) = -p_{\text{int}}^{\text{SB}}(-D)$ required by the condition that the overall $P(D)$ of a bicolor $n\text{SnB}$ superlattice must be odd in D . Third, the inversion symmetry breaking, relevant to tricolor superlattices such as $n\text{BnSnC}$, is evident in the failure of the $p_{\text{int}}^{\text{BS}}(D) + p_{\text{int}}^{\text{SC}}(D) + p_{\text{int}}^{\text{CB}}(D)$ curve to pass through the origin in the inset of Fig. 4.

The utility of the interface dipole concept is that, for any superlattice in which the interfaces are never separated by less than three unit cells (as determined by the range of our model), $P(D)$ can be calculated just by summing the bulk contribution for each layer and then adding the contribution from each interface. This prescription yields a simplified but rigorously equivalent model that can be used in such cases. Thus, for example, the inversion-symmetry-breaking effects in $l\text{BmSnC}$ superlattices are captured exactly by the simplified prescription as long as $l, m, n \geq 3$.

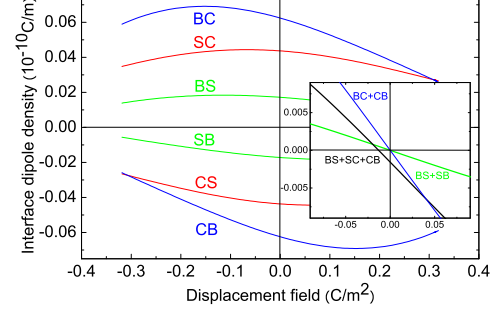


FIG. 4: (Color online.) Model interface dipole densities.

In summary, we have shown how a model can be extracted from first-principles calculations on short-period superlattices and used to make quantitatively accurate predictions of nonlinear dielectric and piezoelectric responses over a range of applied fields for arbitrary superlattice sequences. The treatment of electrostatic effects is rigorous, a key aspect being the choice of the displacement field as the fundamental electrical variable so as to keep interlayer interactions short-ranged. The approach can be straightforwardly generalized to include dependence on epitaxial strain. Such an approach can play an important role in enabling the design of multifunctional ferroelectric superlattices with desired polarization, piezoelectric or dielectric responses.

This work was supported by ONR grants N00014-05-1-0054 and N0014-00-1-0261, and ARO-MURI grant W91NF-07-1-0410.

-
- [1] M. Dawber, K. M. Rabe, and J. F. Scott, *Rev. Mod. Phys.* **77**, 1083 (2005).
 - [2] J. F. Scott, *Science* **315**, 954 (2007).
 - [3] J.B. Neaton and K.M. Rabe, *Appl. Phys. Lett.* **82**, 1586 (2003).
 - [4] E. Bousquet *et al.*, *Nature(London)* **452**, 732 (2008).
 - [5] O. Diéguez, K. M. Rabe, and D. Vanderbilt, *Phys. Rev. B* **72**, 144101 (2005).
 - [6] D. Schlom, L. Chen, C. Eom, K. M. Rabe, S. K. Streiffer, and J. Triscone, *Ann. Rev. Mater. Res.* **37**, 589 (2007).
 - [7] S. M. Nakhmanson, K. M. Rabe, and D. Vanderbilt, *Phys. Rev. B* **73**, R060101 (2006).
 - [8] X. Wu, O. Diéguez, K. M. Rabe, and D. Vanderbilt, *Phys. Rev. Lett.* **97**, 107602 (2006).
 - [9] I. Souza, J. Íñiguez, and D. Vanderbilt, *Phys. Rev. Lett.* **89**, 117602 (2002).
 - [10] P. Umari and A. Pasquarello, *Phys. Rev. Lett.* **89**, 157602 (2002).
 - [11] O. Diéguez and D. Vanderbilt, *Phys. Rev. Lett.* **96**, 056401 (2006).
 - [12] M. Stengel and N. A. Spaldin, *Phys. Rev. B* **75**, 205121 (2007).
 - [13] M. Stengel, N. A. Spaldin, and D. Vanderbilt, to be pub-

lished.

- [14] P. E. Blöchl, Phys. Rev. B **50**, 17953 (1994).
- [15] J. P. Perdew and Y. Wang, Phys. Rev. B **45**, 13244 (1992).
- [16] A. Zunger, *Statics and Dynamics of Alloy Phase Transformations*, edited by P. E. A. Turchi and A. Gonis (Plenum Press, New York, 1994), pp. 361-419.
- [17] See EPAPS Document No. [TO BE DETERMINED] for details of the fitted effective cluster interactions that fully specify the model.
- [18] H. N. Lee, H. M. Christen, M. F. Chisholm, C. M. Rouleau, and D. H. Lowndes, Nature(London) **433**, 395 (2005).
- [19] N. Sai, B. Meyer, and D. Vanderbilt, Phys. Rev. Lett. **84**, 5636 (2000).
- and D. R. Hamann, Phys. Rev. B **72**, 035105 (2005).